

**F H A
L E N D E R
R A N K I N G
S U M M A R Y**

**F Y
2 0
1 6**

This page has been intentionally left blank.

EXECUTIVE SUMMARY

While the benefits of FHA MAP and Lean loan programs are numerous, the application and approval process often is more complex and document-intensive than comparable conventional loans. In addition, the length of time between loan engagement and funding can be longer. Consequently, prospective borrowers are well-advised to engage an experienced lender to guide them through the process. A strong lending partner will offer:

- Industry-leading product knowledge.
- Deep processing and closing resources.
- Broad loan and mortgage-backed security secondary market distribution capability.
- The highest standards of ethics when dealing with clients and investors.

Of equal importance, the lender also should possess constructive and longstanding relationships with FHA underwriters, their respective regional and field offices, as well as with experienced appraisers and other third parties who form the balance of the loan application team.

RED Mortgage Capital (RED) believes that no other firm meets or exceeds its capabilities in any or all of the aforementioned respects. And, while many may make the claim of being number one, we have the numbers to prove that RED was a top originator of HUD-insured multifamily and health care loans in Fiscal Year 2016.

To support this claim, RED has prepared the following comprehensive 2016 FHA Lender Ranking Summary, which reports and ranks the overall FHA MAP and Lean project loan origination numbers, and further stratifies the data by way of the individual loan programs with respect to firm commitments and closings in Fiscal Year 2016. We hope the summary will help you to evaluate lenders on the basis of their respective product and regional expertise.

Chapter 1:
LENDER RANKINGS

Summary of FHA Activity by Lender	6
Summary of FHA Activity by Lender	7
All FHA (MAP & LEAN) Closings	8
All FHA (MAP & LEAN) Firm Commitments	9
MAP Closings	10
MAP Firm Commitments	11
LEAN Closings	12
LEAN Firm Commitments	13
MAP Firm Commitments By Lending Program	14
MAP Firm Commitments By Lending Program	15

Chapter 2:
MAP LENDING ACTIVITY BY STATE & LENDER

MAP Loans (Firm Commitments) by Lender & State	18 – 22
Share of Lender’s MAP Business by State	23 – 27
Share of State MAP Business by Lender	28 – 31
MAP Firm Commitments by Program & State	33

Chapter 3:
LEAN LENDING ACTIVITY BY STATE & LENDER

Lean Loans (Firm Commitments) by Lender & State	36– 40
Share of Lender’s Lean Business by State	41 – 45
Share of State Lean Business by Lender	46 – 50
Lean Firm Commitments by Program & State	51

Chapter 4:
OTHER DATA OF INTEREST

RMC: MAP Average Loan Volume by Program	54
RMC: LEAN Average Loan Volume by Program	54
Total FHA Closings by Month	55
RMC: FHA Closings by Month	55
Total FHA Closings & Average Interest Rate by Month	56
GNMA Pool Issuance and Mortgage Rate (Mortgage Rate Data for 223(f) Loans with 35 Yr Term)	56
Share of Lender Firm Commitments by MAP & LEAN	57
Share of Lender Firm Commitments by MAP & LEAN	58

FHA Lender Ranking Summary | **FY 2016**
Chapter 1: **LENDER RANKINGS**

LENDER RANKINGS / SUMMARY OF FHA ACTIVITY BY LENDER

LENDER	ALL FHA FIRM COMMITMENTS				ALL FHA CLOSINGS				MAP FIRM COMMITMENTS			
	# of Loans	Volume	Rank by Loan Count	Rank by Loan Volume	# of Loans	Volume	Rank by Loan Count	Rank by Loan Volume	# of Loans	Volume	Rank by Loan Count	Rank by Loan Volume
RED MORTGAGE CAPITAL	54	\$552,859,800	5	7	99	\$1,298,295,400	1	1	48	\$493,892,200	4	6
ACRE CAPITAL LLC	6	\$130,400,100	34	29	6	\$130,400,100	32	27	3	\$91,954,400	41	28
AGM FINANCIAL SERVICES	20	\$416,077,200	19	10	4	\$136,597,500	38	25	20	\$416,077,200	14	7
ARBOR COMMERCIAL MTGE	6	\$57,499,000	34	40	6	\$57,499,000	32	35	6	\$57,499,000	29	36
ARMSTRONG MORTGAGE	1	\$1,501,400	60	69	1	\$1,501,400	51	59	1	\$1,501,400	53	65
BANK OF AMERICA NA	1	\$5,280,100	60	62	0	\$0	61	61	1	\$5,280,100	53	56
BEDFORD LENDING CORP	1	\$7,570,000	60	60	0	\$0	61	61	1	\$7,570,000	53	51
BELLWETHER REAL ESTATE CAPITAL	17	\$123,379,170	22	30	17	\$123,379,170	20	28	16	\$114,027,570	17	22
BERKADIA COMMERCIAL MTG	85	\$1,103,293,332	1	1	87	\$1,164,939,832	2	2	59	\$923,763,100	2	1
BERKELEY POINT CAPITAL LLC	4	\$70,301,200	43	38	9	\$84,452,300	28	30	4	\$70,301,200	36	31
BONNEVILLE MORTGAGE CO	3	\$15,579,900	49	53	3	\$15,579,900	42	46	3	\$15,579,900	41	47
CAIN BROTHERS FUNDING LLC	2	\$19,614,400	54	51	0	\$0	61	61	0	\$0	66	66
CAMBRIDGE REALTY CAPITAL	4	\$23,316,800	43	49	4	\$23,316,800	38	43	0	\$0	66	66
CAPITAL FUNDING LLC	23	\$266,451,500	15	18	22	\$264,672,100	16	17	2	\$5,464,400	48	55
CAPITAL ONE MF FINANCE LLC	13	\$161,440,600	26	24	13	\$161,440,600	22	22	7	\$93,649,200	27	26
CBRE HMF INC	23	\$355,180,400	15	14	21	\$333,453,700	18	14	22	\$336,773,100	12	11
CENTENNIAL MORTGAGE	25	\$314,411,100	14	16	26	\$316,190,500	14	15	24	\$302,659,900	10	12
CENTURY HEALTH CAPITAL	4	\$15,016,000	43	55	4	\$15,016,000	38	48	2	\$3,715,600	48	57
CHAMBERS BANK	3	\$61,978,500	49	39	0	\$0	61	61	3	\$61,978,500	41	34
CHURCHILL MORTGAGE INVTM LLC	1	\$2,521,300	60	66	1	\$2,521,300	51	57	1	\$2,521,300	53	62
COLUMBIA NATL REAL ESTATE	9	\$136,295,500	31	28	9	\$136,295,500	28	26	9	\$136,295,500	26	21
COOPERATIVE HSG RESOURCES	2	\$5,883,000	54	61	1	\$1,300,000	51	60	2	\$5,883,000	48	54
COSMOPOLITAN CAPITAL FUNDING, LLC	2	\$20,278,200	54	50	3	\$21,592,600	42	44	2	\$20,278,200	48	44
CRAIN MORTGAGE GROUP, LLC	4	\$111,800,100	43	32	3	\$71,803,100	42	33	4	\$111,800,100	36	23
DAVIS-PENN MTGE	6	\$77,242,800	34	35	6	\$77,242,800	32	31	6	\$77,242,800	29	30
DOUGHERTY MORTGAGE LLC	30	\$353,730,000	11	15	30	\$353,730,000	11	13	25	\$283,211,000	9	13
DRAPER & KRAMER COMCL MTGE	18	\$238,873,100	20	20	2	\$55,523,300	46	36	18	\$238,873,100	15	16
DWIGHT CAPITAL LLC	54	\$719,371,300	5	3	51	\$671,291,900	8	4	52	\$703,849,800	3	3
EASTERN MORTGAGE CAPITAL LLC	5	\$78,691,900	39	34	2	\$48,991,800	46	38	5	\$78,691,900	32	29
FIRST AMERICAN CAPITAL GRP	5	\$48,437,000	39	42	5	\$48,437,000	37	39	3	\$29,732,600	41	43
FIRST HSG DEVMT CORP OF FL	2	\$9,050,000	54	59	2	\$9,050,000	46	51	2	\$9,050,000	48	49
FOREST CITY CAPITAL CORP	6	\$41,602,800	34	44	6	\$41,602,800	32	41	6	\$41,602,800	29	39
GERSHMAN INVESTMENT	15	\$71,059,335	24	37	15	\$71,059,335	21	34	13	\$61,662,035	20	35
GRANDBRIDGE REAL ESTATE CAP	6	\$74,678,700	34	36	6	\$74,678,700	32	32	4	\$40,759,100	36	40
GREAT LAKES FINANCIAL GRP	4	\$11,378,700	43	57	1	\$4,420,500	51	55	3	\$6,958,200	41	52
GREYSTONE FUNDING CORP (GREYSTONE SERVICING)	71	\$890,967,800	3	2	73	\$901,437,800	4	3	67	\$855,395,400	1	2
HAMPDEN PARK CAPITAL, LLC	1	\$2,632,500	60	65	0	\$0	61	61	1	\$2,632,500	53	61
HFC FUNDING CORP	3	\$34,308,100	49	45	0	\$0	61	61	3	\$34,308,100	41	41
HIGHLAND COMMERCIAL MTGE	23	\$392,664,300	15	11	27	\$407,486,000	13	11	23	\$392,664,300	11	9
HOUSING & HEALTHCARE FINC	29	\$361,916,500	12	13	29	\$361,916,500	12	12	1	\$5,300,000	53	58
JONES LANG LASALLE MULTIFAMILY, LLC	26	\$275,720,300	13	17	26	\$275,720,300	14	16	22	\$247,785,500	12	15
JS MULTICAPITAL CORP	1	\$2,424,200	60	67	1	\$2,424,200	51	58	1	\$2,424,200	53	63
KEYBANK NA	59	\$579,467,696	4	6	60	\$582,100,196	5	7	5	\$64,809,700	32	33
LANCASTER POLLARD MTGE CO	74	\$618,031,200	2	4	77	\$647,731,300	3	5	14	\$69,340,000	18	32
LAY COMMERCIAL MTGE LLC	1	\$2,300,000	60	68	0	\$0	61	61	1	\$2,300,000	53	64
LINKS MORTGAGE CORP	5	\$25,761,700	39	47	1	\$5,417,700	51	53	0	\$0	66	66
LOVE FUNDING CORP	52	\$470,787,200	7	9	55	\$518,686,200	7	9	46	\$397,462,200	6	8
M & T REALTY CORP	12	\$147,226,600	28	26	12	\$147,226,600	25	23	4	\$33,030,800	36	42
MASON JOSEPH COMPANY INC	12	\$252,331,000	28	19	1	\$4,925,000	51	54	12	\$252,331,000	22	14
MASSACHUSETTS HFA	0	\$0	70	70	10	\$212,633,800	27	18	0	\$0	66	66
MASSACHUSETTS HOUSING PARTNERSHIP	1	\$3,230,000	60	63	0	\$0	61	61	1	\$3,230,000	53	59
METROPOLITAN FUNDING CORP	1	\$2,880,000	60	64	1	\$2,880,000	51	56	1	\$2,880,000	53	60
MUSA FINANCIAL LLC	1	\$17,248,300	60	52	1	\$17,248,300	51	45	1	\$17,248,300	53	46
NORTHMARQ FINANCE LLC	11	\$54,095,712	30	41	11	\$54,095,712	26	37	11	\$54,095,712	24	37
NORTHPOINT CAPITAL LLC	3	\$10,980,000	49	58	3	\$10,980,000	42	50	3	\$10,980,000	41	48
OPPENHEIMER MF HSG & HCARE	18	\$174,868,400	20	23	18	\$188,504,700	19	20	11	\$143,550,700	24	20
P/R MTGE & INVEST CORP	40	\$389,553,850	9	12	56	\$618,995,050	6	6	38	\$365,717,650	7	10
PARAGON MORTGAGE	5	\$107,400,800	39	33	0	\$0	61	61	5	\$107,400,800	32	24
PILLAR CAPITAL FINANCE LLC	22	\$184,745,030	18	22	22	\$184,745,030	16	21	14	\$95,099,300	18	25
PINEVIEW CAPITAL GROUP, INC.	2	\$15,273,600	54	54	2	\$15,273,600	46	47	0	\$0	66	66
PNC BANK NA	7	\$148,727,500	32	25	9	\$200,642,700	28	19	7	\$148,727,500	27	18
PRUDENTIAL HUNTOON PAIGE	13	\$144,830,800	26	27	13	\$144,830,800	22	24	13	\$144,830,800	20	19
REGIONS BANK	14	\$120,313,700	25	31	13	\$109,973,700	22	29	12	\$93,594,800	22	27
RICHMAC FUNDING LLC	4	\$45,362,000	43	43	4	\$45,362,000	38	40	4	\$45,362,000	36	38
ROCKHALL FUNDING CORP	7	\$24,749,000	32	48	7	\$24,749,000	31	42	5	\$18,805,000	32	45
ROCKPORT MORTGAGE	33	\$552,644,200	10	8	0	\$0	61	61	31	\$537,259,700	8	5
SIMS MORTGAGE FUNDING	3	\$32,355,200	49	46	1	\$8,672,800	51	52	1	\$8,672,800	53	50
WALKER AND DUNLOP LLC	50	\$579,879,427	8	5	50	\$579,879,427	9	8	47	\$559,148,027	5	4
WELLS FARGO BANK NA	17	\$220,380,000	22	21	37	\$497,287,500	10	10	17	\$220,380,000	16	17
ZIEGLER FINANCING CORP	2	\$12,173,100	54	56	2	\$12,173,100	46	49	1	\$6,435,000	53	53
TOTAL	1,087	\$12,600,273,952			1,087	\$12,600,273,952			800	\$9,791,299,994		

LENDER RANKINGS / SUMMARY OF FHA ACTIVITY BY LENDER

LENDER	MAP CLOSINGS				LEAN FIRM COMMITMENTS				LEAN CLOSINGS			
	# of Loans	Volume	Rank by Loan Count	Rank by Loan Volume	# of Loans	Volume	Rank by Loan Count	Rank by Loan Volume	# of Loans	Volume	Rank by Loan Count	Rank by Loan Volume
RED MORTGAGE CAPITAL	90	\$1,205,643,300	1	1	6	\$58,967,600	9	11	9	\$92,652,100	7	7
ACRE CAPITAL LLC	3	\$91,954,400	36	24	3	\$38,445,700	17	12	3	\$38,445,700	16	13
AGM FINANCIAL SERVICES	4	\$136,597,500	32	18	0	\$0	36	36	0	\$0	35	35
ARBOR COMMERCIAL MTGE	6	\$57,499,000	27	31	0	\$0	36	36	0	\$0	35	35
ARMSTRONG MORTGAGE	1	\$1,501,400	46	55	0	\$0	36	36	0	\$0	35	35
BANK OF AMERICA NA	0	\$0	57	57	0	\$0	36	36	0	\$0	35	35
BEDFORD LENDING CORP	0	\$0	57	57	0	\$0	36	36	0	\$0	35	35
BELLWETHER REAL EST CAPITAL	16	\$114,027,570	15	20	1	\$9,351,600	31	32	1	\$9,351,600	27	28
BERKADIA COMMERCIAL MTG	61	\$985,409,600	3	2	26	\$179,530,232	4	5	26	\$179,530,232	4	5
BERKELEY POINT CAPITAL LLC	9	\$84,452,300	22	25	0	\$0	36	36	0	\$0	35	35
BONNEVILLE MORTGAGE CO	3	\$15,579,900	36	43	0	\$0	36	36	0	\$0	35	35
CAIN BROTHERS FUNDING LLC	0	\$0	57	57	2	\$19,614,400	19	23	0	\$0	35	35
CAMBRIDGE REALTY CAPITAL	0	\$0	57	57	4	\$23,316,800	14	21	4	\$23,316,800	13	20
CAPITAL FUNDING LLC	1	\$3,685,000	46	50	21	\$260,987,100	5	4	21	\$260,987,100	5	4
CAPITAL ONE MF FINANCE LLC	7	\$93,649,200	25	23	6	\$67,791,400	9	10	6	\$67,791,400	10	11
CBRE HMF INC	20	\$315,046,400	13	10	1	\$18,407,300	31	25	1	\$18,407,300	27	23
CENTENNIAL MORTGAGE	25	\$304,439,300	10	11	1	\$11,751,200	31	29	1	\$11,751,200	27	25
CENTURY HEALTH CAPITAL	2	\$3,715,600	41	49	2	\$11,300,400	19	30	2	\$11,300,400	19	26
CHAMBERS BANK	0	\$0	57	57	0	\$0	36	36	0	\$0	35	35
CHURCHILL MORTGAGE INVTM LLC	1	\$2,521,300	46	53	0	\$0	36	36	0	\$0	35	35
COLUMBIA NATL REAL ESTATE	9	\$136,295,500	22	19	0	\$0	36	36	0	\$0	35	35
COOPERATIVE HSG RESOURCES	1	\$1,300,000	46	56	0	\$0	36	36	0	\$0	35	35
COSMOPOLITAN CAPITAL FUNDING, LLC	2	\$20,278,200	41	40	0	\$0	36	36	1	\$1,314,400	27	34
CRAIN MORTGAGE GROUP, LLC	3	\$71,803,100	36	28	0	\$0	36	36	0	\$0	35	35
DAVIS-PENN MTGE	6	\$77,242,800	27	27	0	\$0	36	36	0	\$0	35	35
DOUGHERTY MORTGAGE LLC	25	\$283,211,000	10	12	5	\$70,519,000	12	9	5	\$70,519,000	12	10
DRAPER & KRAMER COMCL MTGE	2	\$55,523,300	41	32	0	\$0	36	36	0	\$0	35	35
DWIGHT CAPITAL LLC	50	\$662,259,900	5	4	2	\$15,521,500	19	26	1	\$9,032,000	27	29
EASTERN MORTGAGE CAPITAL LLC	2	\$48,991,800	41	34	0	\$0	36	36	0	\$0	35	35
FIRST AMERICAN CAPITAL GRP	3	\$29,732,600	36	39	2	\$18,704,400	19	24	2	\$18,704,400	19	22
FIRST HSG DEVMT CORP OF FL	2	\$9,050,000	41	45	0	\$0	36	36	0	\$0	35	35
FOREST CITY CAPITAL CORP	6	\$41,602,800	27	36	0	\$0	36	36	0	\$0	35	35
GERSHMAN INVESTMENT	13	\$61,662,035	17	30	2	\$9,397,300	19	31	2	\$9,397,300	19	27
GRANDBRIDGE REAL ESTATE CAP	4	\$40,759,100	32	37	2	\$33,919,600	19	14	2	\$33,919,600	19	15
GREAT LAKES FINANCIAL GRP	0	\$0	57	57	1	\$4,420,500	31	35	1	\$4,420,500	27	33
GREYSTONE FUNDING CORP (GREYSTONE SERVICING)	69	\$865,865,400	2	3	4	\$35,572,400	14	13	4	\$35,572,400	13	14
HAMPDEN PARK CAPITAL, LLC	0	\$0	57	57	0	\$0	36	36	0	\$0	35	35
HFC FUNDING CORP	0	\$0	57	57	0	\$0	36	36	0	\$0	35	35
HIGHLAND COMMERCIAL MTGE	27	\$407,486,000	9	9	0	\$0	36	36	0	\$0	35	35
HOUSING & HEALTHCARE FINC	1	\$3,300,000	46	51	28	\$358,616,500	3	3	28	\$358,616,500	3	3
JONES LANG LASALLE MULTIFAMILY, LLC	22	\$247,785,500	12	13	4	\$27,934,800	14	16	4	\$27,934,800	13	17
JS MULTICAPITAL CORP	1	\$2,424,200	46	54	0	\$0	36	36	0	\$0	35	35
KEYBANK NA	6	\$67,442,200	27	29	54	\$514,657,996	2	2	54	\$514,657,996	2	2
LANCASTER POLLARD MTGE CO	17	\$99,040,100	14	21	60	\$548,691,200	1	1	60	\$548,691,200	1	1
LAY COMMERCIAL MTGE LLC	0	\$0	57	57	0	\$0	36	36	0	\$0	35	35
LINKS MORTGAGE CORP	0	\$0	57	57	5	\$25,761,700	12	18	1	\$5,417,700	27	32
LOVE FUNDING CORP	49	\$445,361,200	6	8	6	\$73,325,000	9	8	6	\$73,325,000	10	9
M & T REALTY CORP	4	\$33,030,800	32	38	8	\$114,195,800	6	6	8	\$114,195,800	8	6
MASON JOSEPH COMPANY INC	1	\$4,925,000	46	48	0	\$0	36	36	0	\$0	35	35
MASSACHUSETTS HFA	10	\$212,633,800	21	14	0	\$0	36	36	0	\$0	35	35
MASSACHUSETTS HOUSING PARTNERSHIP	0	\$0	57	57	0	\$0	36	36	0	\$0	35	35
METROPOLITAN FUNDING CORP	1	\$2,880,000	46	52	0	\$0	36	36	0	\$0	35	35
MUSA FINANCIAL LLC	1	\$17,248,300	46	42	0	\$0	36	36	0	\$0	35	35
NORTHMARQ FINANCE LLC	11	\$54,095,712	19	33	0	\$0	36	36	0	\$0	35	35
NORTHPOINT CAPITAL LLC	3	\$10,980,000	36	44	0	\$0	36	36	0	\$0	35	35
OPPENHEIMER MF HSG & HCARE	7	\$136,843,000	25	17	7	\$31,317,700	8	15	11	\$51,661,700	6	12
P/R MTGE & INVEST CORP	53	\$588,669,350	4	5	2	\$23,836,200	19	19	3	\$30,325,700	16	16
PARAGON MORTGAGE	0	\$0	57	57	0	\$0	36	36	0	\$0	35	35
PILLAR CAPITAL FINANCE LLC	14	\$95,099,300	16	22	8	\$89,645,730	6	7	8	\$89,645,730	8	8
PINEVIEW CAPITAL GROUP, INC.	0	\$0	57	57	2	\$15,273,600	19	28	2	\$15,273,600	19	24
PNC BANK NA	9	\$200,642,700	22	15	0	\$0	36	36	0	\$0	35	35
PRUDENTIAL HUNTOON PAIGE	13	\$144,830,800	17	16	0	\$0	36	36	0	\$0	35	35
REGIONS BANK	11	\$83,254,800	19	26	2	\$26,718,900	19	17	2	\$26,718,900	19	18
RICHMAC FUNDING LLC	4	\$45,362,000	32	35	0	\$0	36	36	0	\$0	35	35
ROCKHALL FUNDING CORP	5	\$18,805,000	31	41	2	\$5,944,000	19	33	2	\$5,944,000	19	30
ROCKPORT MORTGAGE	0	\$0	57	57	2	\$15,384,500	19	27	0	\$0	35	35
SIMS MORTGAGE FUNDING	1	\$8,672,800	46	46	2	\$23,682,400	19	20	0	\$0	35	35
WALKER AND DUNLOP LLC	47	\$559,148,027	7	6	3	\$20,731,400	17	22	3	\$20,731,400	16	21
WELLS FARGO BANK NA	35	\$473,605,100	8	7	0	\$0	36	36	2	\$23,682,400	19	19
ZIEGLER FINANCING CORP	1	\$6,435,000	46	47	1	\$5,738,100	31	34	1	\$5,738,100	27	31
TOTAL	800	\$9,791,299,994			287	\$2,808,973,958			287	\$2,808,973,958		

LENDER RANKINGS / ALL FHA (MAP & LEAN) CLOSINGS

LENDER	# of Loans	Volume	Rank by Loan Count	Rank by Loan Volume
RED MORTGAGE CAPITAL	99	\$1,298,295,400	1	1
BERKADIA COMMERCIAL MTG	87	\$1,164,939,832	2	2
LANCASTER POLLARD MTGE CO	77	\$647,731,300	3	5
GREYSTONE FUNDING CORP (GREYSTONE SERVICING)	73	\$901,437,800	4	3
KEYBANK NA	60	\$582,100,196	5	7
P/R MTGE & INVEST CORP	56	\$618,995,050	6	6
LOVE FUNDING CORP	55	\$518,686,200	7	9
DWIGHT CAPITAL LLC	51	\$671,291,900	8	4
WALKER AND DUNLOP LLC	50	\$579,879,427	9	8
WELLS FARGO BANK NA	37	\$497,287,500	10	10
DOUGHERTY MORTGAGE LLC	30	\$353,730,000	11	13
HOUSING & HEALTHCARE FINC	29	\$361,916,500	12	12
HIGHLAND COMMERCIAL MTGE	27	\$407,486,000	13	11
CENTENNIAL MORTGAGE	26	\$316,190,500	14	15
JONES LANG LASALLE MULTIFAMILY, LLC	26	\$275,720,300	14	16
CAPITAL FUNDING LLC	22	\$264,672,100	16	17
PILLAR CAPITAL FINANCE LLC	22	\$184,745,030	16	21
CBRE HMF INC	21	\$333,453,700	18	14
OPPENHEIMER MF HSG & HCARE	18	\$188,504,700	19	20
BELLWETHER REAL EST CAPITAL	17	\$123,379,170	20	28
GERSHMAN INVESTMENT	15	\$71,059,335	21	34
CAPITAL ONE MF FINANCE LLC	13	\$161,440,600	22	22
PRUDENTIAL HUNTOON PAIGE	13	\$144,830,800	22	24
REGIONS BANK	13	\$109,973,700	22	29
M & T REALTY CORP	12	\$147,226,600	25	23
NORTHMARQ FINANCE LLC	11	\$54,095,712	26	37
MASSACHUSETTS HFA	10	\$212,633,800	27	18
BERKELEY POINT CAPITAL LLC	9	\$84,452,300	28	30
COLUMBIA NATL REAL ESTATE	9	\$136,295,500	28	26
PNC BANK NA	9	\$200,642,700	28	19
ROCKHALL FUNDING CORP	7	\$24,749,000	31	42
ACRE CAPITAL LLC	6	\$130,400,100	32	27
ARBOR COMMERCIAL MTGE	6	\$57,499,000	32	35
DAVIS-PENN MTGE	6	\$77,242,800	32	31
FOREST CITY CAPITAL CORP	6	\$41,602,800	32	41
GRANDBRIDGE REAL ESTATE CAP	6	\$74,678,700	32	32
FIRST AMERICAN CAPITAL GRP	5	\$48,437,000	37	39
AGM FINANCIAL SERVICES	4	\$136,597,500	38	25
CAMBRIDGE REALTY CAPITAL	4	\$23,316,800	38	43
CENTURY HEALTH CAPITAL	4	\$15,016,000	38	48
RICHMAC FUNDING LLC	4	\$45,362,000	38	40
BONNEVILLE MORTGAGE CO	3	\$15,579,900	42	46
COSMOPOLITAN CAPITAL FUNDING, LLC	3	\$21,592,600	42	44
CRAIN MORTGAGE GROUP, LLC	3	\$71,803,100	42	33
NORTHPOINT CAPITAL LLC	3	\$10,980,000	42	50
DRAPER & KRAMER COMCL MTGE	2	\$55,523,300	46	36
EASTERN MORTGAGE CAPITAL LLC	2	\$48,991,800	46	38
FIRST HSG DEVMT CORP OF FL	2	\$9,050,000	46	51
PINEVIEW CAPITAL GROUP, INC.	2	\$15,273,600	46	47
ZIEGLER FINANCING CORP	2	\$12,173,100	46	49
ARMSTRONG MORTGAGE	1	\$1,501,400	51	59
CHURCHILL MORTGAGE INVMT LLC	1	\$2,521,300	51	57
COOPERATIVE HSG RESOURCES	1	\$1,300,000	51	60
GREAT LAKES FINANCIAL GRP	1	\$4,420,500	51	55
JS MULTICAPITAL CORP	1	\$2,424,200	51	58
LINKS MORTGAGE CORP	1	\$5,417,700	51	53
MASON JOSEPH COMPANY INC	1	\$4,925,000	51	54
METROPOLITAN FUNDING CORP	1	\$2,880,000	51	56
MUSA FINANCIAL LLC	1	\$17,248,300	51	45
SIMS MORTGAGE FUNDING	1	\$8,672,800	51	52

LENDER RANKINGS / ALL FHA (MAP & LEAN) FIRM COMMITMENTS

LENDER	Firm Commitments	Volume	Rank by Commitments	Rank by Volume
BERKADIA COMMERCIAL MTG	85	\$1,103,293,332	1	1
LANCASTER POLLARD MTGE CO	74	\$618,031,200	2	4
GREYSTONE FUNDING CORP (GREYSTONE SERVICING)	71	\$890,967,800	3	2
KEYBANK NA	59	\$579,467,696	4	6
DWIGHT CAPITAL LLC	54	\$719,371,300	5	3
RED MORTGAGE CAPITAL	54	\$552,859,800	5	7
LOVE FUNDING CORP	52	\$470,787,200	7	9
WALKER AND DUNLOP LLC	50	\$579,879,427	8	5
P/R MTGE & INVEST CORP	40	\$389,553,850	9	12
ROCKPORT MORTGAGE	33	\$552,644,200	10	8
DOUGHERTY MORTGAGE LLC	30	\$353,730,000	11	15
HOUSING & HEALTHCARE FINC	29	\$361,916,500	12	13
JONES LANG LASALLE MULTIFAMILY, LLC	26	\$275,720,300	13	17
CENTENNIAL MORTGAGE	25	\$314,411,100	14	16
HIGHLAND COMMERCIAL MTGE	23	\$392,664,300	15	11
CBRE HMF INC	23	\$355,180,400	15	14
CAPITAL FUNDING LLC	23	\$266,451,500	15	18
PILLAR CAPITAL FINANCE LLC	22	\$184,745,030	18	22
AGM FINANCIAL SERVICES	20	\$416,077,200	19	10
DRAPER & KRAMER COMCL MTGE	18	\$238,873,100	20	20
OPPENHEIMER MF HSG & HCARE	18	\$174,868,400	20	23
WELLS FARGO BANK NA	17	\$220,380,000	22	21
BELLWETHER REAL EST CAPITAL	17	\$123,379,170	22	30
GERSHMAN INVESTMENT	15	\$71,059,335	24	37
REGIONS BANK	14	\$120,313,700	25	31
PRUDENTIAL HUNTOON PAIGE	13	\$144,830,800	26	27
CAPITAL ONE MF FINANCE LLC	13	\$161,440,600	26	24
MASON JOSEPH COMPANY INC	12	\$252,331,000	28	19
M & T REALTY CORP	12	\$147,226,600	28	26
NORTHMARQ FINANCE LLC	11	\$54,095,712	30	41
COLUMBIA NATL REAL ESTATE	9	\$136,295,500	31	28
PNC BANK NA	7	\$148,727,500	32	25
ROCKHALL FUNDING CORP	7	\$24,749,000	32	48
FOREST CITY CAPITAL CORP	6	\$41,602,800	34	44
DAVIS-PENN MTGE	6	\$77,242,800	34	35
ARBOR COMMERCIAL MTGE	6	\$57,499,000	34	40
GRANDBRIDGE REAL ESTATE CAP	6	\$74,678,700	34	36
ACRE CAPITAL LLC	6	\$130,400,100	34	29
PARAGON MORTGAGE	5	\$107,400,800	39	33
EASTERN MORTGAGE CAPITAL LLC	5	\$78,691,900	39	34
FIRST AMERICAN CAPITAL GRP	5	\$48,437,000	39	42
RICHMAC FUNDING LLC	4	\$45,362,000	43	43
CRAIN MORTGAGE GROUP, LLC	4	\$111,800,100	43	32
BERKELEY POINT CAPITAL LLC	4	\$70,301,200	43	38
GREAT LAKES FINANCIAL GRP	4	\$11,378,700	43	57
CENTURY HEALTH CAPITAL	4	\$15,016,000	43	55
LINKS MORTGAGE CORP	5	\$25,761,700	39	47
CAMBRIDGE REALTY CAPITAL	4	\$23,316,800	43	49
NORTHPOINT CAPITAL LLC	3	\$10,980,000	49	58
HFC FUNDING CORP	3	\$34,308,100	49	45
CHAMBERS BANK	3	\$61,978,500	49	39
BONNEVILLE MORTGAGE CO	3	\$15,579,900	49	53
SIMS MORTGAGE FUNDING	3	\$32,355,200	49	46
FIRST HSG DEVMT CORP OF FL	2	\$9,050,000	54	59
COSMOPOLITAN CAPITAL FUNDING, LLC	2	\$20,278,200	54	50
COOPERATIVE HSG RESOURCES	2	\$5,883,000	54	61
ZIEGLER FINANCING CORP	2	\$12,173,100	54	56
PINEVIEW CAPITAL GROUP, INC.	2	\$15,273,600	54	54
CAIN BROTHERS FUNDING LLC	2	\$19,614,400	54	51
MUSA FINANCIAL LLC	1	\$17,248,300	60	52
METROPOLITAN FUNDING CORP	1	\$2,880,000	60	64
MASSACHUSETTS HOUSING PARTNERSHIP	1	\$3,230,000	60	63
LAY COMMERCIAL MTGE LLC	1	\$2,300,000	60	68
JS MULTICAPITAL CORP	1	\$2,424,200	60	67
HAMPDEN PARK CAPITAL, LLC	1	\$2,632,500	60	65
CHURCHILL MORTGAGE INVMT LLC	1	\$2,521,300	60	66
BEDFORD LENDING CORP	1	\$7,570,000	60	60
BANK OF AMERICA NA	1	\$5,280,100	60	62
ARMSTRONG MORTGAGE	1	\$1,501,400	60	69

LENDER RANKINGS / MAP CLOSINGS

LENDER	# of Loans Closed	Volume	Rank by Loan Count	Rank by Loan Volume
RED MORTGAGE CAPITAL	90	\$1,205,643,300	1	1
GREYSTONE FUNDING CORP (GREYSTONE SERVICING)	69	\$865,865,400	2	3
BERKADIA COMMERCIAL MTG	61	\$985,409,600	3	2
P/R MTGE & INVEST CORP	53	\$588,669,350	4	5
DWIGHT CAPITAL LLC	50	\$662,259,900	5	4
LOVE FUNDING CORP	49	\$445,361,200	6	8
WALKER AND DUNLOP LLC	47	\$559,148,027	7	6
WELLS FARGO BANK NA	35	\$473,605,100	8	7
HIGHLAND COMMERCIAL MTGE	27	\$407,486,000	9	9
DOUGHERTY MORTGAGE LLC	25	\$283,211,000	10	12
CENTENNIAL MORTGAGE	25	\$304,439,300	10	11
JONES LANG LASALLE MULTIFAMILY, LLC	22	\$247,785,500	12	13
CBRE HMF INC	20	\$315,046,400	13	10
LANCASTER POLLARD MTGE CO	17	\$99,040,100	14	21
BELLWETHER REAL EST CAPITAL	16	\$114,027,570	15	20
PILLAR CAPITAL FINANCE LLC	14	\$95,099,300	16	22
PRUDENTIAL HUNTOON PAIGE	13	\$144,830,800	17	16
GERSHMAN INVESTMENT	13	\$61,662,035	17	30
REGIONS BANK	11	\$83,254,800	19	26
NORTHMARQ FINANCE LLC	11	\$54,095,712	19	33
MASSACHUSETTS HFA	10	\$212,633,800	21	14
COLUMBIA NATL REAL ESTATE	9	\$136,295,500	22	19
PNC BANK NA	9	\$200,642,700	22	15
BERKELEY POINT CAPITAL LLC	9	\$84,452,300	22	25
OPPENHEIMER MF HSG & HCARE	7	\$136,843,000	25	17
CAPITAL ONE MF FINANCE LLC	7	\$93,649,200	25	23
DAVIS-PENN MTGE	6	\$77,242,800	27	27
ARBOR COMMERCIAL MTGE	6	\$57,499,000	27	31
FOREST CITY CAPITAL CORP	6	\$41,602,800	27	36
KEYBANK NA	6	\$67,442,200	27	29
ROCKHALL FUNDING CORP	5	\$18,805,000	31	41
AGM FINANCIAL SERVICES	4	\$136,597,500	32	18
RICHMAC FUNDING LLC	4	\$45,362,000	32	35
GRANDBRIDGE REAL ESTATE CAP	4	\$40,759,100	32	37
M & T REALTY CORP	4	\$33,030,800	32	38
CRAIN MORTGAGE GROUP, LLC	3	\$71,805,100	36	28
ACRE CAPITAL LLC	3	\$91,954,400	36	24
FIRST AMERICAN CAPITAL GRP	3	\$29,732,600	36	39
BONNEVILLE MORTGAGE CO	3	\$15,579,900	36	43
NORTHPOINT CAPITAL LLC	3	\$10,980,000	36	44
DRAPER & KRAMER COMCL MTGE	2	\$55,523,300	41	32
EASTERN MORTGAGE CAPITAL LLC	2	\$48,991,800	41	34
COSMOPOLITAN CAPITAL FUNDING, LLC	2	\$20,278,200	41	40
FIRST HSG DEVMT CORP OF FL	2	\$9,050,000	41	45
CENTURY HEALTH CAPITAL	2	\$3,715,600	41	49
MASON JOSEPH COMPANY INC	1	\$4,925,000	46	48
CAPITAL FUNDING LLC	1	\$3,685,000	46	50
COOPERATIVE HSG RESOURCES	1	\$1,300,000	46	56
MUSA FINANCIAL LLC	1	\$17,248,300	46	42
SIMS MORTGAGE FUNDING	1	\$8,672,800	46	46
ZIEGLER FINANCING CORP	1	\$6,435,000	46	47
HOUSING & HEALTHCARE FINC	1	\$3,300,000	46	51
METROPOLITAN FUNDING CORP	1	\$2,880,000	46	52
CHURCHILL MORTGAGE INVTM LLC	1	\$2,521,300	46	53
JS MULTICAPITAL CORP	1	\$2,424,200	46	54
ARMSTRONG MORTGAGE	1	\$1,501,400	46	55

LENDER RANKINGS / MAP FIRM COMMITMENTS

LENDER	Firm Commitments	Volume	Rank by Commitments	Rank by Volume
GREYSTONE FUNDING CORP (GREYSTONE SERVICING)	67	\$855,395,400	1	2
BERKADIA COMMERCIAL MTG	59	\$923,763,100	2	1
DWIGHT CAPITAL LLC	52	\$703,849,800	3	3
RED MORTGAGE CAPITAL	48	\$493,892,200	4	6
WALKER AND DUNLOP LLC	47	\$559,148,027	5	4
LOVE FUNDING CORP	46	\$397,462,200	6	8
P/R MTGE & INVEST CORP	38	\$365,717,650	7	10
ROCKPORT MORTGAGE	31	\$537,259,700	8	5
DOUGHERTY MORTGAGE LLC	25	\$283,211,000	9	13
CENTENNIAL MORTGAGE	24	\$302,659,900	10	12
HIGHLAND COMMERCIAL MTGE	23	\$392,664,300	11	9
CBRE HMF INC	22	\$336,773,100	12	11
JONES LANG LASALLE MULTIFAMILY, LLC	22	\$247,785,500	12	15
AGM FINANCIAL SERVICES	20	\$416,077,200	14	7
DRAPER & KRAMER COMCL MTGE	18	\$238,873,100	15	16
WELLS FARGO BANK NA	17	\$220,380,000	16	17
BELLWETHER REAL EST CAPITAL	16	\$114,027,570	17	22
LANCASTER POLLARD MTGE CO	14	\$69,340,000	18	32
PILLAR CAPITAL FINANCE LLC	14	\$95,099,300	18	25
GERSHMAN INVESTMENT	13	\$61,662,035	20	35
PRUDENTIAL HUNTOON PAIGE	13	\$144,830,800	20	19
MASON JOSEPH COMPANY INC	12	\$252,331,000	22	14
REGIONS BANK	12	\$93,594,800	22	27
NORTHMARQ FINANCE LLC	11	\$54,095,712	24	37
OPPENHEIMER MF HSG & HCARE	11	\$143,550,700	24	20
COLUMBIA NATL REAL ESTATE	9	\$136,295,500	26	21
CAPITAL ONE MF FINANCE LLC	7	\$93,649,200	27	26
PNC BANK NA	7	\$148,727,500	27	18
ARBOR COMMERCIAL MTGE	6	\$57,499,000	29	36
DAVIS-PENN MTGE	6	\$77,242,800	29	30
FOREST CITY CAPITAL CORP	6	\$41,602,800	29	39
EASTERN MORTGAGE CAPITAL LLC	5	\$78,691,900	32	29
KEYBANK NA	5	\$64,809,700	32	33
PARAGON MORTGAGE	5	\$107,400,800	32	24
ROCKHALL FUNDING CORP	5	\$18,805,000	32	45
BERKELEY POINT CAPITAL LLC	4	\$70,301,200	36	31
CRAIN MORTGAGE GROUP, LLC	4	\$111,800,100	36	23
GRANDBRIDGE REAL ESTATE CAP	4	\$40,759,100	36	40
M & T REALTY CORP	4	\$33,030,800	36	42
RICHMAC FUNDING LLC	4	\$45,362,000	36	38
ACRE CAPITAL LLC	3	\$91,954,400	41	28
BONNEVILLE MORTGAGE CO	3	\$15,579,900	41	47
CHAMBERS BANK	3	\$61,978,500	41	34
FIRST AMERICAN CAPITAL GRP	3	\$29,732,600	41	43
GREAT LAKES FINANCIAL GRP	3	\$6,958,200	41	52
HFC FUNDING CORP	3	\$34,308,100	41	41
NORTHPOINT CAPITAL LLC	3	\$10,980,000	41	48
CAPITAL FUNDING LLC	2	\$5,464,400	48	55
CENTURY HEALTH CAPITAL	2	\$3,715,600	48	57
COOPERATIVE HSG RESOURCES	2	\$5,883,000	48	54
COSMOPOLITAN CAPITAL FUNDING, LLC	2	\$20,278,200	48	44
FIRST HSG DEVMT CORP OF FL	2	\$9,050,000	48	49
ARMSTRONG MORTGAGE	1	\$1,501,400	53	65
BANK OF AMERICA NA	1	\$5,280,100	53	56
BEDFORD LENDING CORP	1	\$7,570,000	53	51
CHURCHILL MORTGAGE INVMT LLC	1	\$2,521,300	53	62
HAMPDEN PARK CAPITAL, LLC	1	\$2,632,500	53	61
HOUSING & HEALTHCARE FINC	1	\$3,300,000	53	58
JS MULTICAPITAL CORP	1	\$2,424,200	53	63
LAY COMMERCIAL MTGE LLC	1	\$2,300,000	53	64
MASSACHUSETTS HOUSING PARTNERSHIP	1	\$3,230,000	53	59
METROPOLITAN FUNDING CORP	1	\$2,880,000	53	60
MUSA FINANCIAL LLC	1	\$17,248,300	53	46
SIMS MORTGAGE FUNDING	1	\$8,672,800	53	50
ZIEGLER FINANCING CORP	1	\$6,435,000	53	53

LENDER RANKINGS / LEAN CLOSINGS

LENDER	Number of Loans Closed	Volume	Rank by Loan Count	Rank by Loan Volume
LANCASTER POLLARD MTGE CO	60	\$548,691,200	1	1
KEYBANK NA	54	\$514,657,996	2	2
HOUSING & HEALTHCARE FINC	28	\$358,616,500	3	3
BERKADIA COMMERCIAL MTG	26	\$179,530,232	4	5
CAPITAL FUNDING LLC	21	\$260,987,100	5	4
OPPENHEIMER MF HSG & HCARE	11	\$51,661,700	6	12
RED MORTGAGE CAPITAL	9	\$92,652,100	7	7
M & T REALTY CORP	8	\$114,195,800	8	6
PILLAR CAPITAL FINANCE LLC	8	\$89,645,730	8	8
CAPITAL ONE MF FINANCE LLC	6	\$67,791,400	10	11
LOVE FUNDING CORP	6	\$73,325,000	10	9
DOUGHERTY MORTGAGE LLC	5	\$70,519,000	12	10
CAMBRIDGE REALTY CAPITAL	4	\$23,316,800	13	20
GREYSTONE FUNDING CORP (GREYSTONE SERVICING)	4	\$35,572,400	13	14
JONES LANG LASALLE MULTIFAMILY, LLC	4	\$27,934,800	13	17
ACRE CAPITAL LLC	3	\$38,445,700	16	13
P/R MTGE & INVEST CORP	3	\$30,325,700	16	16
WALKER AND DUNLOP LLC	3	\$20,731,400	16	21
CENTURY HEALTH CAPITAL	2	\$11,300,400	19	26
FIRST AMERICAN CAPITAL GRP	2	\$18,704,400	19	22
GERSHMAN INVESTMENT	2	\$9,397,300	19	27
GRANDBRIDGE REAL ESTATE CAP	2	\$33,919,600	19	15
PINEVIEW CAPITAL GROUP, INC.	2	\$15,275,600	19	24
REGIONS BANK	2	\$26,718,900	19	18
ROCKHALL FUNDING CORP	2	\$5,944,000	19	30
WELLS FARGO BANK NA	2	\$23,682,400	19	19
BELLWETHER REAL EST CAPITAL	1	\$9,351,600	27	28
CBRE HMF INC	1	\$18,407,300	27	23
CENTENNIAL MORTGAGE	1	\$11,751,200	27	25
COSMOPOLITAN CAPITAL FUNDING, LLC	1	\$1,314,400	27	34
DWIGHT CAPITAL LLC	1	\$9,032,000	27	29
GREAT LAKES FINANCIAL GRP	1	\$4,420,500	27	33
LINKS MORTGAGE CORP	1	\$5,417,700	27	32
ZIEGLER FINANCING CORP	1	\$5,738,100	27	31

LENDER RANKINGS / LEAN FIRM COMMITMENTS

LENDER	Firm Commitments	Volume	Rank by Commitments	Rank by Volume
LANCASTER POLLARD MTGE CO	60	\$548,691,200	1	1
KEYBANK NA	54	\$514,657,996	2	2
HOUSING & HEALTHCARE FINC	28	\$358,616,500	3	3
BERKADIA COMMERCIAL MTG	26	\$179,530,232	4	5
CAPITAL FUNDING LLC	21	\$260,987,100	5	4
M & T REALTY CORP	8	\$114,195,800	6	6
PILLAR CAPITAL FINANCE LLC	8	\$89,645,730	6	7
OPPENHEIMER MF HSG & HCARE	7	\$31,317,700	8	15
RED MORTGAGE CAPITAL	6	\$58,967,600	9	11
CAPITAL ONE MF FINANCE LLC	6	\$67,791,400	9	10
LOVE FUNDING CORP	6	\$73,325,000	9	8
DOUGHERTY MORTGAGE LLC	5	\$70,519,000	12	9
CAMBRIDGE REALTY CAPITAL	4	\$23,316,800	14	21
GREYSTONE FUNDING CORP (GREYSTONE SERVICING)	4	\$35,572,400	14	13
JONES LANG LASALLE MULTIFAMILY, LLC	4	\$27,934,800	14	16
LINKS MORTGAGE CORP	5	\$25,761,700	12	18
ACRE CAPITAL LLC	3	\$38,445,700	17	12
WALKER AND DUNLOP LLC	3	\$20,731,400	17	22
CAIN BROTHERS FUNDING LLC	2	\$19,614,400	19	23
CENTURY HEALTH CAPITAL	2	\$11,300,400	19	30
DWIGHT CAPITAL LLC	2	\$15,521,500	19	26
FIRST AMERICAN CAPITAL GRP	2	\$18,704,400	19	24
GERSHMAN INVESTMENT	2	\$9,397,300	19	31
GRANDBRIDGE REAL ESTATE CAP	2	\$35,919,600	19	14
P/R MTGE & INVEST CORP	2	\$23,836,200	19	19
PINEVIEW CAPITAL GROUP, INC.	2	\$15,275,600	19	28
REGIONS BANK	2	\$26,718,900	19	17
ROCKHALL FUNDING CORP	2	\$5,944,000	19	33
ROCKPORT MORTGAGE	2	\$15,384,500	19	27
SIMS MORTGAGE FUNDING	2	\$23,682,400	19	20
BELLWETHER REAL EST CAPITAL	1	\$9,351,600	31	32
CBRE HMF INC	1	\$18,407,300	31	25
CENTENNIAL MORTGAGE	1	\$11,751,200	31	29
GREAT LAKES FINANCIAL GRP	1	\$4,420,500	31	35
ZIEGLER FINANCING CORP	1	\$5,738,100	31	34
NORTHMARQ FINANCE LLC	1	\$7,167,900	28	33
BELLWETHER REAL EST CAPITAL	1	\$5,837,400	28	36
EASTERN MORTGAGE CAPITAL LLC	1	\$4,623,300	28	37
PARAGON MORTGAGE	1	\$4,352,500	28	38
PRUDENTIAL HUNTOON PAIGE	1	\$2,544,000	28	40
WELLS FARGO BANK NA	1	\$742,600	28	41

LENDER RANKINGS / MAP FIRM COMMITMENTS BY LENDING PROGRAM

LENDER	223(a)(7) REFI APTS		223(f) REFI/PURCHASE APTS		FHA NC/SR APTS		241(a) IMPVMTS APTS	
	COUNT	VOLUME	COUNT	VOLUME	COUNT	VOLUME	COUNT	VOLUME
RED MORTGAGE CAPITAL	10	121,464,400	20	137,002,900	17	234,515,400	1	909,500
ACRE CAPITAL LLC	0	0	3	91,954,400	0	0	0	0
AGM FINANCIAL SERVICES	1	82,398,400	1	7,910,000	18	325,768,800	0	0
ARBOR COMMERCIAL MTGE	1	3,626,000	5	53,873,000	0	0	0	0
ARMSTRONG MORTGAGE	0	0	1	1,501,400	0	0	0	0
BANK OF AMERICA NA	0	0	1	5,280,100	0	0	0	0
BEDFORD LENDING CORP	0	0	0	0	1	7,570,000	0	0
BELLWETHER REAL EST CAPITAL	0	0	10	45,002,370	6	69,025,200	0	0
BERKADIA COMMERCIAL MTG	10	63,394,500	33	510,297,300	15	346,724,400	1	3,346,900
BERKELEY POINT CAPITAL LLC	1	3,055,000	3	67,266,200	0	0	0	0
BONNEVILLE MORTGAGE CO	0	0	0	0	3	15,579,900	0	0
CAPITAL FUNDING LLC	0	0	2	5,464,400	0	0	0	0
CAPITAL ONE MF FINANCE LLC	2	25,932,100	3	55,464,900	2	12,252,200	0	0
CBRE HMF INC	1	12,098,700	17	279,223,400	2	41,505,200	2	3,945,800
CENTENNIAL MORTGAGE	16	198,908,000	6	57,949,500	2	45,802,400	0	0
CENTURY HEALTH CAPITAL	0	0	2	3,715,600	0	0	0	0
CHAMBERS BANK	0	0	0	0	3	61,978,500	0	0
CHURCHILL MORTGAGE INVTM LLC	0	0	1	2,521,300	0	0	0	0
COLUMBIA NATL REAL ESTATE	0	0	5	39,323,500	4	96,972,000	0	0
COOPERATIVE HSG RESOURCES	1	1,300,000	0	0	1	4,583,000	0	0
COSMOPOLITAN CAPITAL FUNDING, LLC	0	0	2	20,278,200	0	0	0	0
CRAIN MORTGAGE GROUP, LLC	0	0	1	4,675,000	3	107,125,100	0	0
DAVIS-PENN MTGE	0	0	3	12,782,600	3	64,460,200	0	0
DOUGHERTY MORTGAGE LLC	5	22,141,900	4	43,789,500	16	217,279,600	0	0
DRAPER & KRAMER COMCL MTGE	0	0	15	164,859,800	3	74,013,300	0	0
DWIGHT CAPITAL LLC	22	377,415,300	29	319,527,100	1	6,907,400	0	0
EASTERN MORTGAGE CAPITAL LLC	0	0	3	29,700,100	2	48,991,800	0	0
FIRST AMERICAN CAPITAL GRP	3	29,732,600	0	0	0	0	0	0
FIRST HSG DEVMT CORP OF FL	0	0	1	2,250,000	1	6,800,000	0	0
FOREST CITY CAPITAL CORP	0	0	3	28,202,800	3	13,400,000	0	0
GERSHMAN INVESTMENT	3	4,992,500	9	54,106,935	0	0	1	2,562,600
GRANDBRIDGE REAL ESTATE CAP	0	0	4	40,759,100	0	0	0	0
GREAT LAKES FINANCIAL GRP	0	0	3	6,958,200	0	0	0	0
GREYSTONE FUNDING CORP (GREYSTONE SERVICING)	19	263,922,700	43	467,993,000	5	123,479,700	0	0
HAMPDEN PARK CAPITAL, LLC	0	0	1	2,632,500	0	0	0	0
HFC FUNDING CORP	0	0	0	0	3	34,308,100	0	0
HIGHLAND COMMERCIAL MTGE	1	3,150,000	11	149,118,200	11	240,396,100	0	0
HOUSING & HEALTHCARE FINC	0	0	1	3,300,000	0	0	0	0
JONES LANG LASALLE MULTIFAMILY, LLC	5	44,556,200	12	89,308,300	5	113,921,000	0	0
JS MULTICAPITAL CORP	1	2,424,200	0	0	0	0	0	0
KEYBANK NA	0	0	2	30,542,900	2	28,108,400	1	6,158,400
LANCASTER POLLARD MTGE CO	2	5,298,000	12	64,042,000	0	0	0	0
LAY COMMERCIAL MTGE LLC	0	0	1	2,300,000	0	0	0	0
LOVE FUNDING CORP	7	89,960,400	31	176,958,100	7	128,843,700	1	1,700,000
M & T REALTY CORP	0	0	4	33,030,800	0	0	0	0
MASON JOSEPH COMPANY INC	0	0	3	61,389,900	9	190,941,100	0	0
MASSACHUSETTS HOUSING PARTNERSHIP	0	0	1	3,230,000	0	0	0	0
METROPOLITAN FUNDING CORP	0	0	1	2,880,000	0	0	0	0
MUSA FINANCIAL LLC	0	0	0	0	1	17,248,300	0	0
NORTHMARQ FINANCE LLC	0	0	9	42,622,512	2	11,473,200	0	0
NORTHPOINT CAPITAL LLC	0	0	3	10,980,000	0	0	0	0
OPPENHEIMER MF HSG & HCARE	1	2,441,800	6	22,149,600	4	118,959,300	0	0
P/R MTGE & INVEST CORP	4	25,126,000	28	209,847,250	6	130,744,400	0	0
PARAGON MORTGAGE	0	0	1	44,850,800	4	62,550,000	0	0
PILLAR CAPITAL FINANCE LLC	1	7,150,000	10	48,883,300	3	39,066,000	0	0
PNC BANK NA	1	48,861,200	1	2,872,000	5	96,994,300	0	0
PRUDENTIAL HUNTOON PAIGE	1	5,700,000	6	45,067,300	6	94,065,500	0	0
REGIONS BANK	9	63,790,200	2	19,464,600	1	10,340,000	0	0
RICHMAC FUNDING LLC	0	0	2	13,442,000	2	31,920,000	0	0
ROCKHALL FUNDING CORP	0	0	5	18,805,000	0	0	0	0
ROCKPORT MORTGAGE	5	45,260,200	25	476,840,400	1	15,159,100	0	0
SIMS MORTGAGE FUNDING	0	0	1	8,672,800	0	0	0	0
WALKER AND DUNLOP LLC	13	200,582,200	18	174,356,200	16	184,209,627	0	0
WELLS FARGO BANK NA	0	0	13	183,308,200	4	37,071,800	0	0
ZIEGLER FINANCING CORP	0	0	1	6,435,000	0	0	0	0
TOTAL	146	1,754,662,500	444	4,506,962,267	203	3,511,052,027	7	18,623,200

LENDER RANKINGS / LEAN FIRM COMMITMENTS BY LENDING PROGRAM

LENDER	223(a)(7) REFI		223(f) REFI/ACQUISITION		NC/SR 232		241(a) IMPV/ADDS		2YR OPTG LOSS ALF	
	COUNT	VOLUME	COUNT	VOLUME	COUNT	VOLUME	COUNT	VOLUME	COUNT	VOLUME
RED MORTGAGE CAPITAL	0	0	6	58,967,600	0	0	0	0	0	\$0
ACRE CAPITAL LLC	0	0	2	20,629,700	1	17,816,000	0	0	0	\$0
BELLWETHER REAL EST CAPITAL	0	0	1	9,351,600	0	0	0	0	0	\$0
BERKADIA COMMERCIAL MTG	0	0	26	179,530,232	0	0	0	0	0	\$0
CAIN BROTHERS FUNDING LLC	0	0	1	1,314,400	0	0	1	18,300,000	0	\$0
CAMBRIDGE REALTY CAPITAL	0	0	3	18,051,000	1	5,265,800	0	0	0	\$0
CAPITAL FUNDING LLC	0	0	18	210,638,000	3	50,349,100	0	0	0	\$0
CAPITAL ONE MF FINANCE LLC	0	0	6	67,791,400	0	0	0	0	0	\$0
CBRE HMF INC	0	0	0	0	1	18,407,300	0	0	0	\$0
CENTENNIAL MORTGAGE	1	11,751,200	0	0	0	0	0	0	0	\$0
CENTURY HEALTH CAPITAL	0	0	1	5,656,000	0	0	1	5,644,400	0	\$0
DOUGHERTY MORTGAGE LLC	0	0	4	68,895,200	0	0	1	1,623,800	0	\$0
DWIGHT CAPITAL LLC	1	9,032,000	1	6,489,500	0	0	0	0	0	\$0
FIRST AMERICAN CAPITAL GRP	0	0	2	18,704,400	0	0	0	0	0	\$0
GERSHMAN INVESTMENT	0	0	2	9,397,300	0	0	0	0	0	\$0
GRANDBRIDGE REAL ESTATE CAP	0	0	1	23,712,600	1	10,207,000	0	0	0	\$0
GREAT LAKES FINANCIAL GRP	0	0	1	4,420,500	0	0	0	0	0	\$0
GREYSTONE FUNDING CORP (GREYSTONE SERVICING)	1	17,861,400	2	12,746,300	0	0	1	4,964,700	0	\$0
HOUSING & HEALTHCARE FINC	2	5,611,700	26	353,004,800	0	0	0	0	0	\$0
JONES LANG LASALLE MULTIFAMILY, LLC	0	0	4	27,934,800	0	0	0	0	0	\$0
KEYBANK NA	0	0	54	514,657,996	0	0	0	0	0	\$0
LANCASTER POLLARD MTGE CO	0	0	53	496,738,400	3	36,261,100	4	15,691,700	0	\$0
LINKS MORTGAGE CORP	0	0	5	25,761,700	0	0	0	0	0	\$0
LOVE FUNDING CORP	1	15,295,000	1	4,927,700	3	48,834,800	1	4,267,500	0	\$0
M & T REALTY CORP	0	0	8	114,195,800	0	0	0	0	0	\$0
OPPENHEIMER MF HSG & HCARE	0	0	7	31,317,700	0	0	0	0	0	\$0
P/R MTGE & INVEST CORP	0	0	2	23,836,200	0	0	0	0	0	\$0
PILLAR CAPITAL FINANCE LLC	1	11,607,700	6	45,798,030	1	32,240,000	0	0	0	\$0
PINEVIEW CAPITAL GROUP, INC.	0	0	2	15,273,600	0	0	0	0	0	\$0
REGIONS BANK	0	0	2	26,718,900	0	0	0	0	0	\$0
ROCKHALL FUNDING CORP	0	0	2	5,944,000	0	0	0	0	0	\$0
ROCKPORT MORTGAGE	2	15,384,500	0	0	0	0	0	0	0	\$0
SIMS MORTGAGE FUNDING	0	0	2	23,682,400	0	0	0	0	0	\$0
WALKER AND DUNLOP LLC	1	6,386,400	2	14,345,000	0	0	0	0	0	\$0
ZIEGLER FINANCING CORP	0	0	1	5,738,100	0	0	0	0	0	\$0
TOTAL	10	92,929,900	254	2,446,170,858	14	219,381,100	9	50,492,100	0	\$0

This page has been intentionally left blank.

FHA Lender Ranking Summary | **FY 2016**

Chapter 2: **MAP LENDING ACTIVITY**
BY STATE & LENDER

MAP LOANS (FIRM COMMITMENTS) BY LENDER & PROJECT LOCATION

REGION: NEW YORK CITY															Total
LENDER	Connecticut	Delaware	District Of Columbia	Maine	Maryland	Massachusetts	New Hampshire	New Jersey	New York	Pennsylvania	Rhode Island	Vermont	Virginia	West Virginia	
RED MORTGAGE CAPITAL	0	0	0	0	1	0	0	1	0	2	2	0	2	0	8
ACRE CAPITAL LLC	0	0	0	0	0	0	0	0	0	0	0	0	0	0	0
AGM FINANCIAL SERVICES	0	0	2	0	12	0	0	0	0	0	0	0	1	0	15
ARBOR COMMERCIAL MTGE	0	0	0	0	0	0	0	0	0	0	0	0	0	0	0
ARMSTRONG MORTGAGE	0	0	0	0	0	0	0	0	0	0	0	0	0	0	0
BANK OF AMERICA NA	0	0	0	0	0	0	0	0	0	0	1	0	0	0	1
BEDFORD LENDING CORP	0	0	0	0	0	0	0	0	0	0	0	0	0	0	0
BELLWETHER REAL EST CAPITAL	0	0	0	0	0	0	0	1	0	1	0	0	0	0	2
BERKADIA COMMERCIAL MTG	0	0	1	0	0	0	0	0	0	1	0	0	5	0	7
BERKELEY POINT CAPITAL LLC	0	0	0	0	0	0	0	0	0	0	0	0	0	0	0
BONNEVILLE MORTGAGE CO	0	0	0	0	0	0	0	0	0	0	0	0	0	0	0
CAPITAL FUNDING LLC	0	0	0	0	0	0	0	0	0	0	0	0	0	0	0
CAPITAL ONE MF FINANCE LLC	0	0	0	0	2	0	0	0	0	0	0	0	0	0	2
CBRE HMF INC	0	0	0	0	0	4	0	0	0	0	0	0	1	0	5
CENTENNIAL MORTGAGE	0	0	0	0	0	0	0	0	0	0	0	0	1	0	1
CENTURY HEALTH CAPITAL	0	0	0	0	0	0	0	0	2	0	0	0	0	0	2
CHAMBERS BANK	0	0	0	0	0	0	0	0	0	0	0	0	0	0	0
CHURCHILL MORTGAGE INVTM LLC	0	0	0	0	0	0	0	0	0	0	0	0	0	0	0
COLUMBIA NATL REAL ESTATE	0	0	0	0	4	0	0	0	0	0	0	0	1	0	5
COOPERATIVE HSG RESOURCES	0	0	0	0	0	0	0	0	0	0	0	0	0	0	0
COSMOPOLITAN CAPITAL FUNDING, LLC	0	0	0	0	0	0	0	0	0	0	0	0	0	0	0
CRAIN MORTGAGE GROUP, LLC	0	0	0	0	0	0	0	0	0	0	0	0	0	0	0
DAVIS-PENN MTGE	0	0	0	0	0	0	0	1	0	0	0	0	0	0	1
DOUGHERTY MORTGAGE LLC	0	0	0	0	0	0	0	0	0	0	0	0	0	0	0
DRAPER & KRAMER COMCL MTGE	1	0	0	0	0	0	0	0	0	0	0	0	0	0	1
DWIGHT CAPITAL LLC	0	0	2	0	1	0	1	0	1	0	0	0	0	1	6
EASTERN MORTGAGE CAPITAL LLC	0	0	0	0	0	0	0	0	0	0	0	0	0	0	0
FIRST AMERICAN CAPITAL GRP	0	0	0	0	0	0	0	0	0	0	0	0	0	0	0
FIRST HSG DEVMT CORP OF FL	0	0	0	0	0	0	0	0	0	0	0	0	0	0	0
FOREST CITY CAPITAL CORP	0	0	0	0	0	0	0	0	0	0	0	0	0	0	0
GERSHMAN INVESTMENT	0	0	0	0	0	1	0	0	0	0	0	0	0	0	1
GRANDBRIDGE REAL ESTATE CAP	0	0	0	0	1	0	0	0	0	0	0	0	0	0	1
GREAT LAKES FINANCIAL GRP	0	0	0	0	0	0	0	0	0	0	0	0	0	0	0
GREYSTONE FUNDING CORP (GREYSTONE SERVICING)	0	1	0	1	1	0	0	1	1	3	0	0	6	0	14
HAMPDEN PARK CAPITAL, LLC	0	0	0	0	0	0	0	0	0	0	0	0	0	0	0
HFC FUNDING CORP	0	0	0	0	0	0	0	0	0	0	0	0	0	0	0
HIGHLAND COMMERCIAL MTGE	0	0	0	0	0	0	0	0	0	0	0	0	0	0	0
HOUSING & HEALTHCARE FINC	0	0	0	0	0	0	0	0	1	0	0	0	0	0	1
JONES LANG LASALLE MULTIFAMILY, LLC	0	0	0	0	1	0	0	0	0	0	0	0	1	0	2
JS MULTICAPITAL CORP	0	0	0	0	0	0	0	0	0	0	0	0	0	0	0
KEYBANK NA	0	0	0	0	0	0	0	0	0	0	0	0	0	0	0
LANCASTER POLLARD MTGE CO	0	0	0	0	0	0	0	0	0	0	0	0	0	0	0
LAY COMMERCIAL MTGE LLC	0	0	0	0	0	0	0	0	0	0	0	0	0	0	0
LOVE FUNDING CORP	0	0	0	0	1	0	0	2	1	0	0	0	0	0	4
M & T REALTY CORP	1	0	0	0	3	0	0	0	0	0	0	0	0	0	4
MASON JOSEPH COMPANY INC	0	0	0	0	0	0	0	0	0	0	0	0	0	0	0
MASSACHUSETTS HOUSING PARTNERSHIP	0	0	0	0	0	1	0	0	0	0	0	0	0	0	1
METROPOLITAN FUNDING CORP	0	0	0	0	0	0	0	0	1	0	0	0	0	0	1
MUSA FINANCIAL LLC	0	0	0	0	0	0	0	0	0	0	0	0	0	0	0
NORTHMARQ FINANCE LLC	0	0	1	0	0	0	0	0	0	0	0	0	0	0	1
NORTHPOINT CAPITAL LLC	0	0	0	0	0	0	0	0	0	0	0	0	0	0	0
OPPENHEIMER MF HSG & HCARE	1	0	0	0	0	0	0	0	1	1	0	0	1	0	4
P/R MTGE & INVEST CORP	0	0	0	0	0	0	0	0	1	0	0	0	0	0	1
PARAGON MORTGAGE	0	0	0	0	0	0	0	0	0	0	0	0	0	0	0
PILLAR CAPITAL FINANCE LLC	0	0	0	0	1	0	0	0	0	0	0	0	1	0	2
PNC BANK NA	0	0	0	0	0	0	0	1	0	0	0	0	0	0	1
PRUDENTIAL HUNTOON PAIGE	0	0	1	0	0	0	0	0	0	0	0	0	2	0	3
REGIONS BANK	0	0	0	0	0	0	0	0	0	0	0	0	0	0	0
RICHMAC FUNDING LLC	0	0	0	0	2	0	0	0	1	0	0	0	0	0	3
ROCKHALL FUNDING CORP	0	0	0	0	0	0	0	0	0	0	0	0	0	0	0
ROCKPORT MORTGAGE	1	0	0	1	0	20	0	0	3	2	1	0	0	0	28
SIMS MORTGAGE FUNDING	0	0	0	0	0	0	0	1	0	0	0	0	0	0	1
WALKER AND DUNLOP LLC	0	0	0	0	1	2	0	1	0	0	0	0	1	0	5
WELLS FARGO BANK NA	0	0	0	0	0	0	0	0	0	0	0	0	3	0	3
ZIEGLER FINANCING CORP	0	0	0	0	0	0	0	0	0	0	0	0	0	0	0
TOTAL	4	1	7	2	31	28	1	9	13	10	4	0	26	1	137

MAP LOANS (FIRM COMMITMENTS) BY LENDER & PROJECT LOCATION

REGION: ATLANTA											
LENDER	Alabama	Florida	Georgia	Kentucky	Mississippi	North Carolina	Puerto Rico	South Carolina	Tennessee	Virgin Islands	Total
RED MORTGAGE CAPITAL	0	1	2	2	0	5	0	0	2	0	12
ACRE CAPITAL LLC	0	0	0	0	0	0	0	0	0	0	0
AGM FINANCIAL SERVICES	0	0	3	0	0	0	0	1	0	0	4
ARBOR COMMERCIAL MTGE	0	0	0	0	0	0	3	0	0	0	3
ARMSTRONG MORTGAGE	0	0	0	0	0	0	0	0	0	0	0
BANK OF AMERICA NA	0	0	0	0	0	0	0	0	0	0	0
BEDFORD LENDING CORP	0	0	0	0	0	0	0	0	0	0	0
BELLWETHER REAL EST CAPITAL	2	1	1	0	0	1	0	0	0	0	5
BERKADIA COMMERCIAL MTG	1	8	0	0	1	9	0	3	0	0	22
BERKELEY POINT CAPITAL LLC	0	0	0	0	0	0	0	0	0	0	0
BONNEVILLE MORTGAGE CO	0	0	0	0	0	0	0	0	0	0	0
CAPITAL FUNDING LLC	0	0	0	0	0	0	0	0	0	0	0
CAPITAL ONE MF FINANCE LLC	1	1	1	0	0	0	0	1	0	0	4
CBRE HMF INC	0	2	1	0	0	0	0	2	0	0	5
CENTENNIAL MORTGAGE	1	0	0	0	0	0	0	1	0	0	2
CENTURY HEALTH CAPITAL	0	0	0	0	0	0	0	0	0	0	0
CHAMBERS BANK	0	0	0	0	0	0	0	0	0	0	0
CHURCHILL MORTGAGE INVMT LLC	0	0	0	0	0	1	0	0	0	0	1
COLUMBIA NATL REAL ESTATE	0	0	0	0	0	0	0	0	0	0	0
COOPERATIVE HSG RESOURCES	0	0	0	0	0	0	0	0	0	0	0
COSMOPOLITAN CAPITAL FUNDING, LLC	0	0	0	0	0	0	0	0	0	0	0
CRAIN MORTGAGE GROUP, LLC	0	0	0	0	0	0	0	0	0	0	0
DAVIS-PENN MTGE	0	0	1	0	0	0	0	0	0	0	1
DOUGHERTY MORTGAGE LLC	0	1	0	0	0	0	0	0	0	0	1
DRAPER & KRAMER COMCL MTGE	0	0	0	0	0	0	0	0	0	0	0
DWIGHT CAPITAL LLC	1	1	0	1	0	6	0	0	0	0	9
EASTERN MORTGAGE CAPITAL LLC	0	1	0	0	0	0	0	0	0	0	1
FIRST AMERICAN CAPITAL GRP	0	0	0	0	0	0	0	0	0	0	0
FIRST HSG DEVMT CORP OF FL	0	2	0	0	0	0	0	0	0	0	2
FOREST CITY CAPITAL CORP	0	0	0	0	0	0	0	0	0	0	0
GERSHMAN INVESTMENT	0	0	0	0	0	0	0	0	0	0	0
GRANDBRIDGE REAL ESTATE CAP	0	0	0	0	0	0	0	0	0	0	0
GREAT LAKES FINANCIAL GRP	0	0	0	0	0	0	0	0	0	0	0
GREYSTONE FUNDING CORP (GREYSTONE SERVICING)	1	7	2	2	2	1	0	0	7	0	22
HAMPDEN PARK CAPITAL, LLC	0	0	0	0	0	0	0	0	0	0	0
HFC FUNDING CORP	0	2	0	0	1	0	0	0	0	0	3
HIGHLAND COMMERCIAL MTGE	3	4	5	0	1	0	0	2	2	0	17
HOUSING & HEALTHCARE FINC	0	0	0	0	0	0	0	0	0	0	0
JONES LANG LASALLE MULTIFAMILY, LLC	0	2	5	0	0	1	0	0	0	0	8
JS MULTICAPITAL CORP	0	0	0	0	0	0	0	0	0	0	0
KEYBANK NA	0	1	0	0	0	1	0	0	0	0	2
LANCASTER POLLARD MTGE CO	0	1	0	0	0	0	0	0	0	0	1
LAY COMMERCIAL MTGE LLC	0	0	0	0	0	0	0	0	0	0	0
LOVE FUNDING CORP	2	3	0	3	0	5	2	0	3	0	18
M & T REALTY CORP	0	0	0	0	0	0	0	0	0	0	0
MASON JOSEPH COMPANY INC	0	0	0	0	0	0	0	0	0	0	0
MASSACHUSETTS HOUSING PARTNERSHIP	0	0	0	0	0	0	0	0	0	0	0
METROPOLITAN FUNDING CORP	0	0	0	0	0	0	0	0	0	0	0
MUSA FINANCIAL LLC	0	0	0	0	0	0	0	0	0	0	0
NORTHMARQ FINANCE LLC	0	0	2	0	0	0	0	0	0	0	2
NORTHPOINT CAPITAL LLC	0	0	0	0	0	0	0	0	0	0	0
OPPENHEIMER MF HSG & HCARE	0	0	0	0	0	1	0	0	1	0	2
P/R MTGE & INVEST CORP	0	0	0	0	0	5	0	0	0	0	5
PARAGON MORTGAGE	0	0	0	0	0	0	0	0	0	0	0
PILLAR CAPITAL FINANCE LLC	0	0	0	0	0	0	0	0	0	0	0
PNC BANK NA	0	0	0	0	0	0	0	0	0	0	0
PRUDENTIAL HUNTOON PAIGE	0	1	0	0	1	1	0	2	0	0	5
REGIONS BANK	0	0	1	0	0	9	0	0	1	0	11
RICHMAC FUNDING LLC	0	0	0	0	0	0	1	0	0	0	1
ROCKHALL FUNDING CORP	0	0	0	0	0	0	1	0	0	0	1
ROCKPORT MORTGAGE	0	0	0	0	0	0	0	0	0	0	0
SIMS MORTGAGE FUNDING	0	0	0	0	0	0	0	0	0	0	0
WALKER AND DUNLOP LLC	0	1	3	2	0	1	0	2	12	0	21
WELLS FARGO BANK NA	1	1	1	0	0	4	0	0	0	0	7
ZIEGLER FINANCING CORP	0	0	0	0	0	0	0	0	0	0	0
TOTAL	13	41	28	10	6	51	7	14	28	0	198

MAP LOANS (FIRM COMMITMENTS) BY LENDER & PROJECT LOCATION

REGION: CHICAGO								Total
LENDER	Illinois	Indiana	Michigan	Minnesota	Ohio	Wisconsin		
RED MORTGAGE CAPITAL	1	0	0	0	13	0	14	
ACRE CAPITAL LLC	0	0	0	0	0	0	0	
AGM FINANCIAL SERVICES	0	0	0	0	0	0	0	
ARBOR COMMERCIAL MTGE	0	0	1	0	0	0	1	
ARMSTRONG MORTGAGE	0	0	0	0	1	0	1	
BANK OF AMERICA NA	0	0	0	0	0	0	0	
BEDFORD LENDING CORP	0	0	0	0	0	0	0	
BELLWETHER REAL EST CAPITAL	2	1	0	0	3	0	6	
BERKADIA COMMERCIAL MTG	4	3	8	0	0	2	17	
BERKELEY POINT CAPITAL LLC	0	0	2	0	0	0	2	
BONNEVILLE MORTGAGE CO	0	0	0	0	0	0	0	
CAPITAL FUNDING LLC	0	0	0	0	0	0	0	
CAPITAL ONE MF FINANCE LLC	0	0	0	0	0	0	0	
CBRE HMF INC	0	0	0	2	0	0	2	
CENTENNIAL MORTGAGE	1	1	0	0	0	1	3	
CENTURY HEALTH CAPITAL	0	0	0	0	0	0	0	
CHAMBERS BANK	0	0	0	0	0	0	0	
CHURCHILL MORTGAGE INVMT LLC	0	0	0	0	0	0	0	
COLUMBIA NATL REAL ESTATE	0	0	0	0	0	0	0	
COOPERATIVE HSG RESOURCES	0	0	0	1	0	1	2	
COSMOPOLITAN CAPITAL FUNDING, LLC	0	0	1	0	0	0	1	
CRAIN MORTGAGE GROUP, LLC	0	0	0	0	0	0	0	
DAVIS-PENN MTGE	0	0	0	1	0	0	1	
DOUGHERTY MORTGAGE LLC	0	0	0	9	0	0	9	
DRAPER & KRAMER COMCL MTGE	8	5	0	0	0	3	16	
DWIGHT CAPITAL LLC	1	0	0	0	1	0	2	
EASTERN MORTGAGE CAPITAL LLC	1	0	1	0	0	0	2	
FIRST AMERICAN CAPITAL GRP	0	0	0	0	0	0	0	
FIRST HSG DEVMT CORP OF FL	0	0	0	0	0	0	0	
FOREST CITY CAPITAL CORP	1	0	0	0	5	0	6	
GERSHMAN INVESTMENT	1	0	0	4	0	0	5	
GRANDBRIDGE REAL ESTATE CAP	0	0	0	0	1	0	1	
GREAT LAKES FINANCIAL GRP	0	0	2	0	1	0	3	
GREYSTONE FUNDING CORP (GREYSTONE SERVICING)	2	2	6	0	2	0	12	
HAMPDEN PARK CAPITAL, LLC	0	1	0	0	0	0	1	
HFC FUNDING CORP	0	0	0	0	0	0	0	
HIGHLAND COMMERCIAL MTGE	0	0	0	0	0	0	0	
HOUSING & HEALTHCARE FINC	0	0	0	0	0	0	0	
JONES LANG LASALLE MULTIFAMILY, LLC	0	0	0	10	1	0	11	
JS MULTICAPITAL CORP	0	0	0	0	1	0	1	
KEYBANK NA	0	0	1	0	1	0	2	
LANCASTER POLLARD MTGE CO	0	1	0	0	3	0	4	
LAY COMMERCIAL MTGE LLC	0	0	0	0	0	0	0	
LOVE FUNDING CORP	1	1	5	2	1	1	11	
M & T REALTY CORP	0	0	0	0	0	0	0	
MASON JOSEPH COMPANY INC	0	0	0	0	0	0	0	
MASSACHUSETTS HOUSING PARTNERSHIP	0	0	0	0	0	0	0	
METROPOLITAN FUNDING CORP	0	0	0	0	0	0	0	
MUSA FINANCIAL LLC	0	0	0	0	0	0	0	
NORTHMARQ FINANCE LLC	0	0	0	0	0	0	0	
NORTHPOINT CAPITAL LLC	0	0	3	0	0	0	3	
OPPENHEIMER MF HSG & HCARE	0	0	0	0	0	0	0	
P/R MTGE & INVEST CORP	5	18	2	0	4	1	30	
PARAGON MORTGAGE	0	0	0	0	0	0	0	
PILLAR CAPITAL FINANCE LLC	0	1	8	1	0	0	10	
PNC BANK NA	0	0	0	0	0	0	0	
PRUDENTIAL HUNTOON PAIGE	1	0	0	0	0	0	1	
REGIONS BANK	0	0	0	0	0	0	0	
RICHMAC FUNDING LLC	0	0	0	0	0	0	0	
ROCKHALL FUNDING CORP	0	0	2	2	0	0	4	
ROCKPORT MORTGAGE	0	0	0	0	0	1	1	
SIMS MORTGAGE FUNDING	0	0	0	0	0	0	0	
WALKER AND DUNLOP LLC	2	0	2	0	0	2	6	
WELLS FARGO BANK NA	0	0	0	0	1	0	1	
ZIEGLER FINANCING CORP	0	0	0	0	0	0	0	
TOTAL	31	34	44	32	39	12	192	

MAP LOANS (FIRM COMMITMENTS) BY LENDER & PROJECT LOCATION

REGION: FORT WORTH										
LENDER	Arkansas	Iowa	Kansas	Louisiana	Missouri	Nebraska	New Mexico	Oklahoma	Texas	Total
RED MORTGAGE CAPITAL	0	0	0	0	0	0	0	1	3	4
ACRE CAPITAL LLC	0	0	0	0	0	0	0	0	0	0
AGM FINANCIAL SERVICES	0	0	0	0	1	0	0	0	0	1
ARBOR COMMERCIAL MTGE	0	0	0	0	0	0	0	0	1	1
ARMSTRONG MORTGAGE	0	0	0	0	0	0	0	0	0	0
BANK OF AMERICA NA	0	0	0	0	0	0	0	0	0	0
BEDFORD LENDING CORP	0	0	0	0	0	0	0	0	0	0
BELLWETHER REAL EST CAPITAL	0	0	0	2	0	0	0	0	1	3
BERKADIA COMMERCIAL MTG	0	0	0	0	0	0	0	1	9	10
BERKELEY POINT CAPITAL LLC	0	0	0	0	0	0	0	0	0	0
BONNEVILLE MORTGAGE CO	0	0	0	0	0	0	0	0	2	2
CAPITAL FUNDING LLC	0	0	0	0	0	0	0	0	0	0
CAPITAL ONE MF FINANCE LLC	0	0	0	0	0	0	0	0	1	1
CBRE HMF INC	0	0	0	0	0	0	1	1	3	5
CENTENNIAL MORTGAGE	0	0	0	1	0	0	0	0	8	9
CENTURY HEALTH CAPITAL	0	0	0	0	0	0	0	0	0	0
CHAMBERS BANK	3	0	0	0	0	0	0	0	0	3
CHURCHILL MORTGAGE INVTM LLC	0	0	0	0	0	0	0	0	0	0
COLUMBIA NATL REAL ESTATE	0	0	0	0	0	0	0	0	0	0
COOPERATIVE HSG RESOURCES	0	0	0	0	0	0	0	0	0	0
COSMOPOLITAN CAPITAL FUNDING, LLC	0	0	0	0	0	0	0	0	0	0
CRAIN MORTGAGE GROUP, LLC	0	0	0	0	0	0	0	1	3	4
DAVIS-PENN MTGE	0	0	0	0	0	0	0	0	2	2
DOUGHERTY MORTGAGE LLC	0	1	1	3	1	0	1	0	7	14
DRAPER & KRAMER COMCL MTGE	0	0	0	0	0	0	0	0	0	0
DWIGHT CAPITAL LLC	1	0	0	1	0	0	0	0	11	13
EASTERN MORTGAGE CAPITAL LLC	0	0	0	0	0	0	0	0	0	0
FIRST AMERICAN CAPITAL GRP	1	0	0	0	0	0	0	0	2	3
FIRST HSG DEVMT CORP OF FL	0	0	0	0	0	0	0	0	0	0
FOREST CITY CAPITAL CORP	0	0	0	0	0	0	0	0	0	0
GERSHMAN INVESTMENT	0	1	1	0	4	0	0	1	0	7
GRANDBRIDGE REAL ESTATE CAP	0	1	0	0	0	0	0	0	0	1
GREAT LAKES FINANCIAL GRP	0	0	0	0	0	0	0	0	0	0
GREYSTONE FUNDING CORP (GREYSTONE SERVICING)	0	0	0	6	0	0	0	0	9	15
HAMPDEN PARK CAPITAL, LLC	0	0	0	0	0	0	0	0	0	0
HFC FUNDING CORP	0	0	0	0	0	0	0	0	0	0
HIGHLAND COMMERCIAL MTGE	0	0	0	3	0	0	0	1	1	5
HOUSING & HEALTHCARE FINC	0	0	0	0	0	0	0	0	0	0
JONES LANG LASALLE MULTIFAMILY, LLC	0	1	0	0	0	0	0	0	0	1
JS MULTICAPITAL CORP	0	0	0	0	0	0	0	0	0	0
KEYBANK NA	0	0	0	0	0	0	0	1	0	1
LANCASTER POLLARD MTGE CO	0	0	1	0	0	0	0	0	0	1
LAY COMMERCIAL MTGE LLC	1	0	0	0	0	0	0	0	0	1
LOVE FUNDING CORP	0	0	0	0	3	0	0	1	7	11
M & T REALTY CORP	0	0	0	0	0	0	0	0	0	0
MASON JOSEPH COMPANY INC	0	0	0	0	0	0	0	0	12	12
MASSACHUSETTS HOUSING PARTNERSHIP	0	0	0	0	0	0	0	0	0	0
METROPOLITAN FUNDING CORP	0	0	0	0	0	0	0	0	0	0
MUSA FINANCIAL LLC	0	0	0	0	0	0	0	0	1	1
NORTHMARQ FINANCE LLC	0	5	1	0	0	1	0	0	1	8
NORTHPOINT CAPITAL LLC	0	0	0	0	0	0	0	0	0	0
OPPENHEIMER MF HSG & HCARE	1	0	0	0	1	0	0	0	3	5
P/R MTGE & INVEST CORP	0	0	0	0	0	0	0	0	2	2
PARAGON MORTGAGE	0	0	0	0	0	0	2	0	0	2
PILLAR CAPITAL FINANCE LLC	0	0	0	0	0	0	0	0	1	1
PNC BANK NA	0	0	0	0	1	1	0	0	2	4
PRUDENTIAL HUNTOON PAIGE	1	0	0	2	0	0	0	0	0	3
REGIONS BANK	0	0	0	1	0	0	0	0	0	1
RICHMAC FUNDING LLC	0	0	0	0	0	0	0	0	0	0
ROCKHALL FUNDING CORP	0	0	0	0	0	0	0	0	0	0
ROCKPORT MORTGAGE	0	0	0	0	0	0	0	0	0	0
SIMS MORTGAGE FUNDING	0	0	0	0	0	0	0	0	0	0
WALKER AND DUNLOP LLC	2	1	0	2	0	0	0	0	7	12
WELLS FARGO BANK NA	0	0	0	1	0	0	0	0	2	3
ZIEGLER FINANCING CORP	0	0	0	0	0	0	0	0	0	0
TOTAL	10	10	4	22	11	2	4	8	101	172

MAP LOANS (FIRM COMMITMENTS) BY LENDER & PROJECT LOCATION

REGION: SAN FRANCISCO															
LENDER	Alaska	Arizona	California	Colorado	Hawaii	Idaho	Montana	Nevada	North Dakota	Oregon	South Dakota	Utah	Washington	Wyoming	Total
RED MORTGAGE CAPITAL	0	0	7	0	0	1	0	1	0	0	0	1	0	0	10
ACRE CAPITAL LLC	0	0	0	0	0	0	0	0	0	2	0	0	1	0	3
AGM FINANCIAL SERVICES	0	0	0	0	0	0	0	0	0	0	0	0	0	0	0
ARBOR COMMERCIAL MTGE	0	0	1	0	0	0	0	0	0	0	0	0	0	0	1
ARMSTRONG MORTGAGE	0	0	0	0	0	0	0	0	0	0	0	0	0	0	0
BANK OF AMERICA NA	0	0	0	0	0	0	0	0	0	0	0	0	0	0	0
BEDFORD LENDING CORP	0	0	0	0	0	1	0	0	0	0	0	0	0	0	1
BELLWETHER REAL EST CAPITAL	0	0	0	0	0	0	0	0	0	0	0	0	0	0	0
BERKADIA COMMERCIAL MTG	0	1	0	0	0	0	0	0	0	1	1	0	0	0	3
BERKELEY POINT CAPITAL LLC	0	0	1	1	0	0	0	0	0	0	0	0	0	0	2
BONNEVILLE MORTGAGE CO	0	0	0	0	0	0	0	0	0	0	0	1	0	0	1
CAPITAL FUNDING LLC	0	0	0	0	0	0	0	0	0	0	2	0	0	0	2
CAPITAL ONE MF FINANCE LLC	0	0	0	0	0	0	0	0	0	0	0	0	0	0	0
CBRE HMF INC	0	2	1	0	0	0	0	0	0	0	0	0	2	0	5
CENTENNIAL MORTGAGE	0	0	2	0	0	0	0	1	0	2	1	0	3	0	9
CENTURY HEALTH CAPITAL	0	0	0	0	0	0	0	0	0	0	0	0	0	0	0
CHAMBERS BANK	0	0	0	0	0	0	0	0	0	0	0	0	0	0	0
CHURCHILL MORTGAGE INVMT LLC	0	0	0	0	0	0	0	0	0	0	0	0	0	0	0
COLUMBIA NATL REAL ESTATE	0	0	0	0	0	0	0	0	0	0	0	1	1	2	4
COOPERATIVE HSG RESOURCES	0	0	0	0	0	0	0	0	0	0	0	0	0	0	0
COSMOPOLITAN CAPITAL FUNDING, LLC	0	0	0	0	0	0	0	1	0	0	0	0	0	0	1
CRAIN MORTGAGE GROUP, LLC	0	0	0	0	0	0	0	0	0	0	0	0	0	0	0
DAVIS-PENN MTGE	0	0	0	0	1	0	0	0	0	0	0	0	0	0	1
DOUGHERTY MORTGAGE LLC	0	0	1	0	0	0	0	0	0	0	0	0	0	0	1
DRAPER & KRAMER COMCL MTGE	0	0	0	1	0	0	0	0	0	0	0	0	0	0	1
DWIGHT CAPITAL LLC	0	0	2	0	0	1	2	2	0	9	1	3	2	0	22
EASTERN MORTGAGE CAPITAL LLC	0	0	1	0	0	0	0	0	0	0	0	0	1	0	2
FIRST AMERICAN CAPITAL GRP	0	0	0	0	0	0	0	0	0	0	0	0	0	0	0
FIRST HSG DEVMT CORP OF FL	0	0	0	0	0	0	0	0	0	0	0	0	0	0	0
FOREST CITY CAPITAL CORP	0	0	0	0	0	0	0	0	0	0	0	0	0	0	0
GERSHMAN INVESTMENT	0	0	0	0	0	0	0	0	0	0	0	0	0	0	0
GRANDBRIDGE REAL ESTATE CAP	0	0	0	0	0	0	0	0	0	0	1	0	0	0	1
GREAT LAKES FINANCIAL GRP	0	0	0	0	0	0	0	0	0	0	0	0	0	0	0
GREYSTONE FUNDING CORP (GREYSTONE SERVICING)	0	1	2	0	0	0	0	0	0	1	0	0	0	0	4
HAMPDEN PARK CAPITAL, LLC	0	0	0	0	0	0	0	0	0	0	0	0	0	0	0
HFC FUNDING CORP	0	0	0	0	0	0	0	0	0	0	0	0	0	0	0
HIGHLAND COMMERCIAL MTGE	0	0	0	0	0	0	0	1	0	0	0	0	0	0	1
HOUSING & HEALTHCARE FINC	0	0	0	0	0	0	0	0	0	0	0	0	0	0	0
JONES LANG LASALLE MULTIFAMILY, LLC	0	0	0	0	0	0	0	0	0	0	0	0	0	0	0
JS MULTICAPITAL CORP	0	0	0	0	0	0	0	0	0	0	0	0	0	0	0
KEYBANK NA	0	0	0	0	0	0	0	0	0	0	0	0	0	0	0
LANCASTER POLLARD MTGE CO	0	0	7	0	0	0	0	1	0	0	0	0	0	0	8
LAY COMMERCIAL MTGE LLC	0	0	0	0	0	0	0	0	0	0	0	0	0	0	0
LOVE FUNDING CORP	0	0	1	0	0	0	1	0	0	0	0	0	0	0	2
M & T REALTY CORP	0	0	0	0	0	0	0	0	0	0	0	0	0	0	0
MASON JOSEPH COMPANY INC	0	0	0	0	0	0	0	0	0	0	0	0	0	0	0
MASSACHUSETTS HOUSING PARTNERSHIP	0	0	0	0	0	0	0	0	0	0	0	0	0	0	0
METROPOLITAN FUNDING CORP	0	0	0	0	0	0	0	0	0	0	0	0	0	0	0
MUSA FINANCIAL LLC	0	0	0	0	0	0	0	0	0	0	0	0	0	0	0
NORTHMARQ FINANCE LLC	0	0	0	0	0	0	0	0	0	0	0	0	0	0	0
NORTHPOINT CAPITAL LLC	0	0	0	0	0	0	0	0	0	0	0	0	0	0	0
OPPENHEIMER MF HSG & HCARE	0	0	0	0	0	0	0	0	0	0	0	0	0	0	0
P/R MTGE & INVEST CORP	0	0	0	0	0	0	0	0	0	0	0	0	0	0	0
PARAGON MORTGAGE	0	2	0	0	0	0	0	1	0	0	0	0	0	0	3
PILLAR CAPITAL FINANCE LLC	0	0	0	0	0	0	1	0	0	0	0	0	0	0	1
PNC BANK NA	0	0	1	0	0	0	0	0	0	0	0	1	0	0	2
PRUDENTIAL HUNTOON PAIGE	0	0	0	0	0	0	0	0	1	0	0	0	0	0	1
REGIONS BANK	0	0	0	0	0	0	0	0	0	0	0	0	0	0	0
RICHMAC FUNDING LLC	0	0	0	0	0	0	0	0	0	0	0	0	0	0	0
ROCKHALL FUNDING CORP	0	0	0	0	0	0	0	0	0	0	0	0	0	0	0
ROCKPORT MORTGAGE	0	0	0	0	0	0	1	0	0	1	0	0	0	0	2
SIMS MORTGAGE FUNDING	0	0	0	0	0	0	0	0	0	0	0	0	0	0	0
WALKER AND DUNLOP LLC	0	0	1	0	0	0	0	0	0	1	1	0	0	0	3
WELLS FARGO BANK NA	0	0	1	0	0	0	0	1	0	0	0	1	0	0	3
ZIEGLER FINANCING CORP	0	0	1	0	0	0	0	0	0	0	0	0	0	0	1
TOTAL	0	6	30	2	1	3	5	9	1	17	7	8	10	2	101

SHARE OF MAP LENDER BUSINESS BY STATE

REGION: NEW YORK CITY														
LENDER	Connecticut	Delaware	District Of Columbia	Maine	Maryland	Massachusetts	New Hampshire	New Jersey	New York	Pennsylvania	Rhode Island	Vermont	Virginia	West Virginia
RED MORTGAGE CAPITAL	0.0%	0.0%	0.0%	0.0%	1.2%	0.0%	0.0%	1.2%	0.0%	2.3%	2.3%	0.0%	2.3%	0.0%
ACRE CAPITAL LLC	0.0%	0.0%	0.0%	0.0%	0.0%	0.0%	0.0%	0.0%	0.0%	0.0%	0.0%	0.0%	0.0%	0.0%
AGM FINANCIAL SERVICES	0.0%	0.0%	5.0%	0.0%	30.0%	0.0%	0.0%	0.0%	0.0%	0.0%	0.0%	0.0%	2.5%	0.0%
ARBOR COMMERCIAL MTGE	0.0%	0.0%	0.0%	0.0%	0.0%	0.0%	0.0%	0.0%	0.0%	0.0%	0.0%	0.0%	0.0%	0.0%
ARMSTRONG MORTGAGE	0.0%	0.0%	0.0%	0.0%	0.0%	0.0%	0.0%	0.0%	0.0%	0.0%	0.0%	0.0%	0.0%	0.0%
BANK OF AMERICA NA	0.0%	0.0%	0.0%	0.0%	0.0%	0.0%	0.0%	0.0%	0.0%	0.0%	50.0%	0.0%	0.0%	0.0%
BEDFORD LENDING CORP	0.0%	0.0%	0.0%	0.0%	0.0%	0.0%	0.0%	0.0%	0.0%	0.0%	0.0%	0.0%	0.0%	0.0%
BELLWETHER REAL EST CAPITAL	0.0%	0.0%	0.0%	0.0%	0.0%	0.0%	0.0%	3.1%	0.0%	3.1%	0.0%	0.0%	0.0%	0.0%
BERKADIA COMMERCIAL MTG	0.0%	0.0%	0.9%	0.0%	0.0%	0.0%	0.0%	0.0%	0.0%	0.9%	0.0%	0.0%	4.3%	0.0%
BERKELEY POINT CAPITAL LLC	0.0%	0.0%	0.0%	0.0%	0.0%	0.0%	0.0%	0.0%	0.0%	0.0%	0.0%	0.0%	0.0%	0.0%
BONNEVILLE MORTGAGE CO	0.0%	0.0%	0.0%	0.0%	0.0%	0.0%	0.0%	0.0%	0.0%	0.0%	0.0%	0.0%	0.0%	0.0%
CAPITAL FUNDING LLC	0.0%	0.0%	0.0%	0.0%	0.0%	0.0%	0.0%	0.0%	0.0%	0.0%	0.0%	0.0%	0.0%	0.0%
CAPITAL ONE MF FINANCE LLC	0.0%	0.0%	0.0%	0.0%	14.3%	0.0%	0.0%	0.0%	0.0%	0.0%	0.0%	0.0%	0.0%	0.0%
CBRE HMF INC	0.0%	0.0%	0.0%	0.0%	0.0%	10.3%	0.0%	0.0%	0.0%	0.0%	0.0%	0.0%	2.6%	0.0%
CENTENNIAL MORTGAGE	0.0%	0.0%	0.0%	0.0%	0.0%	0.0%	0.0%	0.0%	0.0%	0.0%	0.0%	0.0%	2.6%	0.0%
CENTURY HEALTH CAPITAL	0.0%	0.0%	0.0%	0.0%	0.0%	0.0%	0.0%	0.0%	50.0%	0.0%	0.0%	0.0%	0.0%	0.0%
CHAMBERS BANK	0.0%	0.0%	0.0%	0.0%	0.0%	0.0%	0.0%	0.0%	0.0%	0.0%	0.0%	0.0%	0.0%	0.0%
CHURCHILL MORTGAGE INVMT LLC	0.0%	0.0%	0.0%	0.0%	0.0%	0.0%	0.0%	0.0%	0.0%	0.0%	0.0%	0.0%	0.0%	0.0%
COLUMBIA NATL REAL ESTATE	0.0%	0.0%	0.0%	0.0%	28.6%	0.0%	0.0%	0.0%	0.0%	0.0%	0.0%	0.0%	7.1%	0.0%
COOPERATIVE HSG RESOURCES	0.0%	0.0%	0.0%	0.0%	0.0%	0.0%	0.0%	0.0%	0.0%	0.0%	0.0%	0.0%	0.0%	0.0%
COSMOPOLITAN CAPITAL FUNDING, LLC	0.0%	0.0%	0.0%	0.0%	0.0%	0.0%	0.0%	0.0%	0.0%	0.0%	0.0%	0.0%	0.0%	0.0%
CRAIN MORTGAGE GROUP, LLC	0.0%	0.0%	0.0%	0.0%	0.0%	0.0%	0.0%	0.0%	0.0%	0.0%	0.0%	0.0%	0.0%	0.0%
DAVIS-PENN MTGE	0.0%	0.0%	0.0%	0.0%	0.0%	0.0%	0.0%	9.1%	0.0%	0.0%	0.0%	0.0%	0.0%	0.0%
DOUGHERTY MORTGAGE LLC	0.0%	0.0%	0.0%	0.0%	0.0%	0.0%	0.0%	0.0%	0.0%	0.0%	0.0%	0.0%	0.0%	0.0%
DRAPER & KRAMER COMCL MTGE	2.9%	0.0%	0.0%	0.0%	0.0%	0.0%	0.0%	0.0%	0.0%	0.0%	0.0%	0.0%	0.0%	0.0%
DWIGHT CAPITAL LLC	0.0%	0.0%	2.4%	0.0%	1.2%	0.0%	1.2%	0.0%	1.2%	0.0%	0.0%	0.0%	0.0%	1.2%
EASTERN MORTGAGE CAPITAL LLC	0.0%	0.0%	0.0%	0.0%	0.0%	0.0%	0.0%	0.0%	0.0%	0.0%	0.0%	0.0%	0.0%	0.0%
FIRST AMERICAN CAPITAL GRP	0.0%	0.0%	0.0%	0.0%	0.0%	0.0%	0.0%	0.0%	0.0%	0.0%	0.0%	0.0%	0.0%	0.0%
FIRST HSG DEVMT CORP OF FL	0.0%	0.0%	0.0%	0.0%	0.0%	0.0%	0.0%	0.0%	0.0%	0.0%	0.0%	0.0%	0.0%	0.0%
FOREST CITY CAPITAL CORP	0.0%	0.0%	0.0%	0.0%	0.0%	0.0%	0.0%	0.0%	0.0%	0.0%	0.0%	0.0%	0.0%	0.0%
GERSHMAN INVESTMENT	0.0%	0.0%	0.0%	0.0%	0.0%	3.8%	0.0%	0.0%	0.0%	0.0%	0.0%	0.0%	0.0%	0.0%
GRANDBRIDGE REAL ESTATE CAP	0.0%	0.0%	0.0%	0.0%	14.3%	0.0%	0.0%	0.0%	0.0%	0.0%	0.0%	0.0%	0.0%	0.0%
GREAT LAKES FINANCIAL GRP	0.0%	0.0%	0.0%	0.0%	0.0%	0.0%	0.0%	0.0%	0.0%	0.0%	0.0%	0.0%	0.0%	0.0%
GREYSTONE FUNDING CORP (GREYSTONE SERVICING)	0.0%	0.8%	0.0%	0.8%	0.8%	0.0%	0.0%	0.8%	0.8%	2.3%	0.0%	0.0%	4.6%	0.0%
HAMPDEN PARK CAPITAL, LLC	0.0%	0.0%	0.0%	0.0%	0.0%	0.0%	0.0%	0.0%	0.0%	0.0%	0.0%	0.0%	0.0%	0.0%
HFC FUNDING CORP	0.0%	0.0%	0.0%	0.0%	0.0%	0.0%	0.0%	0.0%	0.0%	0.0%	0.0%	0.0%	0.0%	0.0%
HIGHLAND COMMERCIAL MTGE	0.0%	0.0%	0.0%	0.0%	0.0%	0.0%	0.0%	0.0%	0.0%	0.0%	0.0%	0.0%	0.0%	0.0%
HOUSING & HEALTHCARE FINC	0.0%	0.0%	0.0%	0.0%	0.0%	0.0%	0.0%	0.0%	50.0%	0.0%	0.0%	0.0%	0.0%	0.0%
JONES LANG LASALLE MULTIFAMILY, LLC	0.0%	0.0%	0.0%	0.0%	2.3%	0.0%	0.0%	0.0%	0.0%	0.0%	0.0%	0.0%	2.3%	0.0%
JS MULTICAPITAL CORP	0.0%	0.0%	0.0%	0.0%	0.0%	0.0%	0.0%	0.0%	0.0%	0.0%	0.0%	0.0%	0.0%	0.0%
KEYBANK NA	0.0%	0.0%	0.0%	0.0%	0.0%	0.0%	0.0%	0.0%	0.0%	0.0%	0.0%	0.0%	0.0%	0.0%
LANCASTER POLLARD MTGE CO	0.0%	0.0%	0.0%	0.0%	0.0%	0.0%	0.0%	0.0%	0.0%	0.0%	0.0%	0.0%	0.0%	0.0%
LAY COMMERCIAL MTGE LLC	0.0%	0.0%	0.0%	0.0%	0.0%	0.0%	0.0%	0.0%	0.0%	0.0%	0.0%	0.0%	0.0%	0.0%
LOVE FUNDING CORP	0.0%	0.0%	0.0%	0.0%	1.1%	0.0%	0.0%	2.2%	1.1%	0.0%	0.0%	0.0%	0.0%	0.0%
M & T REALTY CORP	12.5%	0.0%	0.0%	0.0%	37.5%	0.0%	0.0%	0.0%	0.0%	0.0%	0.0%	0.0%	0.0%	0.0%
MASON JOSEPH COMPANY INC	0.0%	0.0%	0.0%	0.0%	0.0%	0.0%	0.0%	0.0%	0.0%	0.0%	0.0%	0.0%	0.0%	0.0%
MASSACHUSETTS HOUSING PARTNERSHIP	0.0%	0.0%	0.0%	0.0%	0.0%	50.0%	0.0%	0.0%	0.0%	0.0%	0.0%	0.0%	0.0%	0.0%
METROPOLITAN FUNDING CORP	0.0%	0.0%	0.0%	0.0%	0.0%	0.0%	0.0%	0.0%	50.0%	0.0%	0.0%	0.0%	0.0%	0.0%
MUSA FINANCIAL LLC	0.0%	0.0%	0.0%	0.0%	0.0%	0.0%	0.0%	0.0%	0.0%	0.0%	0.0%	0.0%	0.0%	0.0%
NORTHMARQ FINANCE LLC	0.0%	0.0%	4.5%	0.0%	0.0%	0.0%	0.0%	0.0%	0.0%	0.0%	0.0%	0.0%	0.0%	0.0%
NORTHPOINT CAPITAL LLC	0.0%	0.0%	0.0%	0.0%	0.0%	0.0%	0.0%	0.0%	0.0%	0.0%	0.0%	0.0%	0.0%	0.0%
OPPENHEIMER MF HSG & HCARE	4.5%	0.0%	0.0%	0.0%	0.0%	0.0%	0.0%	0.0%	4.5%	4.5%	0.0%	0.0%	4.5%	0.0%
P/R MTGE & INVEST CORP	0.0%	0.0%	0.0%	0.0%	0.0%	0.0%	0.0%	0.0%	1.3%	0.0%	0.0%	0.0%	0.0%	0.0%
PARAGON MORTGAGE	0.0%	0.0%	0.0%	0.0%	0.0%	0.0%	0.0%	0.0%	0.0%	0.0%	0.0%	0.0%	0.0%	0.0%
PILLAR CAPITAL FINANCE LLC	0.0%	0.0%	0.0%	0.0%	3.7%	0.0%	0.0%	0.0%	0.0%	0.0%	0.0%	0.0%	3.7%	0.0%
PNC BANK NA	0.0%	0.0%	0.0%	0.0%	0.0%	0.0%	0.0%	8.3%	0.0%	0.0%	0.0%	0.0%	0.0%	0.0%
PRUDENTIAL HUNTOON PAIGE	0.0%	0.0%	4.0%	0.0%	0.0%	0.0%	0.0%	0.0%	0.0%	0.0%	0.0%	0.0%	8.0%	0.0%
REGIONS BANK	0.0%	0.0%	0.0%	0.0%	0.0%	0.0%	0.0%	0.0%	0.0%	0.0%	0.0%	0.0%	0.0%	0.0%
RICHMAC FUNDING LLC	0.0%	0.0%	0.0%	0.0%	25.0%	0.0%	0.0%	0.0%	12.5%	0.0%	0.0%	0.0%	0.0%	0.0%
ROCKHALL FUNDING CORP	0.0%	0.0%	0.0%	0.0%	0.0%	0.0%	0.0%	0.0%	0.0%	0.0%	0.0%	0.0%	0.0%	0.0%
ROCKPORT MORTGAGE	1.7%	0.0%	0.0%	1.7%	0.0%	33.3%	0.0%	0.0%	5.0%	3.3%	1.7%	0.0%	0.0%	0.0%
SIMS MORTGAGE FUNDING	0.0%	0.0%	0.0%	0.0%	0.0%	0.0%	0.0%	50.0%	0.0%	0.0%	0.0%	0.0%	0.0%	0.0%
WALKER AND DUNLOP LLC	0.0%	0.0%	0.0%	0.0%	1.1%	2.2%	0.0%	1.1%	0.0%	0.0%	0.0%	0.0%	1.1%	0.0%
WELLS FARGO BANK NA	0.0%	0.0%	0.0%	0.0%	0.0%	0.0%	0.0%	0.0%	0.0%	0.0%	0.0%	0.0%	9.7%	0.0%
ZIEGLER FINANCING CORP	0.0%	0.0%	0.0%	0.0%	0.0%	0.0%	0.0%	0.0%	0.0%	0.0%	0.0%	0.0%	0.0%	0.0%

SHARE OF MAP LENDER BUSINESS BY STATE

REGION: ATLANTA											
LENDER	Alabama	Florida	Georgia	Kentucky	Mississippi	North Carolina	Puerto Rico	South Carolina	Tennessee	Virgin Islands	
RED MORTGAGE CAPITAL	0.0%	1.2%	2.3%	2.3%	0.0%	5.8%	0.0%	0.0%	2.3%	0.0%	
ACRE CAPITAL LLC	0.0%	0.0%	0.0%	0.0%	0.0%	0.0%	0.0%	0.0%	0.0%	0.0%	
AGM FINANCIAL SERVICES	0.0%	0.0%	7.5%	0.0%	0.0%	0.0%	0.0%	2.5%	0.0%	0.0%	
ARBOR COMMERCIAL MTGE	0.0%	0.0%	0.0%	0.0%	0.0%	0.0%	27.3%	0.0%	0.0%	0.0%	
ARMSTRONG MORTGAGE	0.0%	0.0%	0.0%	0.0%	0.0%	0.0%	0.0%	0.0%	0.0%	0.0%	
BANK OF AMERICA NA	0.0%	0.0%	0.0%	0.0%	0.0%	0.0%	0.0%	0.0%	0.0%	0.0%	
BEDFORD LENDING CORP	0.0%	0.0%	0.0%	0.0%	0.0%	0.0%	0.0%	0.0%	0.0%	0.0%	
BELLWETHER REAL EST CAPITAL	6.3%	3.1%	3.1%	0.0%	0.0%	3.1%	0.0%	0.0%	0.0%	0.0%	
BERKADIA COMMERCIAL MTG	0.9%	7.0%	0.0%	0.0%	0.9%	7.8%	0.0%	2.6%	0.0%	0.0%	
BERKELEY POINT CAPITAL LLC	0.0%	0.0%	0.0%	0.0%	0.0%	0.0%	0.0%	0.0%	0.0%	0.0%	
BONNEVILLE MORTGAGE CO	0.0%	0.0%	0.0%	0.0%	0.0%	0.0%	0.0%	0.0%	0.0%	0.0%	
CAPITAL FUNDING LLC	0.0%	0.0%	0.0%	0.0%	0.0%	0.0%	0.0%	0.0%	0.0%	0.0%	
CAPITAL ONE MF FINANCE LLC	7.1%	7.1%	7.1%	0.0%	0.0%	0.0%	0.0%	7.1%	0.0%	0.0%	
CBRE HMF INC	0.0%	5.1%	2.6%	0.0%	0.0%	0.0%	0.0%	5.1%	0.0%	0.0%	
CENTENNIAL MORTGAGE	2.6%	0.0%	0.0%	0.0%	0.0%	0.0%	0.0%	2.6%	0.0%	0.0%	
CENTURY HEALTH CAPITAL	0.0%	0.0%	0.0%	0.0%	0.0%	0.0%	0.0%	0.0%	0.0%	0.0%	
CHAMBERS BANK	0.0%	0.0%	0.0%	0.0%	0.0%	0.0%	0.0%	0.0%	0.0%	0.0%	
CHURCHILL MORTGAGE INVMT LLC	0.0%	0.0%	0.0%	0.0%	0.0%	50.0%	0.0%	0.0%	0.0%	0.0%	
COLUMBIA NATL REAL ESTATE	0.0%	0.0%	0.0%	0.0%	0.0%	0.0%	0.0%	0.0%	0.0%	0.0%	
COOPERATIVE HSG RESOURCES	0.0%	0.0%	0.0%	0.0%	0.0%	0.0%	0.0%	0.0%	0.0%	0.0%	
COSMOPOLITAN CAPITAL FUNDING, LLC	0.0%	0.0%	0.0%	0.0%	0.0%	0.0%	0.0%	0.0%	0.0%	0.0%	
CRAIN MORTGAGE GROUP, LLC	0.0%	0.0%	0.0%	0.0%	0.0%	0.0%	0.0%	0.0%	0.0%	0.0%	
DAVIS-PENN MTGE	0.0%	0.0%	9.1%	0.0%	0.0%	0.0%	0.0%	0.0%	0.0%	0.0%	
DOUGHERTY MORTGAGE LLC	0.0%	2.0%	0.0%	0.0%	0.0%	0.0%	0.0%	0.0%	0.0%	0.0%	
DRAPER & KRAMER COMCL MTGE	0.0%	0.0%	0.0%	0.0%	0.0%	0.0%	0.0%	0.0%	0.0%	0.0%	
DWIGHT CAPITAL LLC	1.2%	1.2%	0.0%	1.2%	0.0%	7.3%	0.0%	0.0%	0.0%	0.0%	
EASTERN MORTGAGE CAPITAL LLC	0.0%	12.5%	0.0%	0.0%	0.0%	0.0%	0.0%	0.0%	0.0%	0.0%	
FIRST AMERICAN CAPITAL GRP	0.0%	0.0%	0.0%	0.0%	0.0%	0.0%	0.0%	0.0%	0.0%	0.0%	
FIRST HSG DEVMT CORP OF FL	0.0%	50.0%	0.0%	0.0%	0.0%	0.0%	0.0%	0.0%	0.0%	0.0%	
FOREST CITY CAPITAL CORP	0.0%	0.0%	0.0%	0.0%	0.0%	0.0%	0.0%	0.0%	0.0%	0.0%	
GERSHMAN INVESTMENT	0.0%	0.0%	0.0%	0.0%	0.0%	0.0%	0.0%	0.0%	0.0%	0.0%	
GRANDBRIDGE REAL ESTATE CAP	0.0%	0.0%	0.0%	0.0%	0.0%	0.0%	0.0%	0.0%	0.0%	0.0%	
GREAT LAKES FINANCIAL GRP	0.0%	0.0%	0.0%	0.0%	0.0%	0.0%	0.0%	0.0%	0.0%	0.0%	
GREYSTONE FUNDING CORP (GREYSTONE SERVICING)	0.8%	5.4%	1.5%	1.5%	1.5%	0.8%	0.0%	0.0%	5.4%	0.0%	
HAMPDEN PARK CAPITAL LLC	0.0%	0.0%	0.0%	0.0%	0.0%	0.0%	0.0%	0.0%	0.0%	0.0%	
HFC FUNDING CORP	0.0%	33.3%	0.0%	0.0%	16.7%	0.0%	0.0%	0.0%	0.0%	0.0%	
HIGHLAND COMMERCIAL MTGE	6.7%	8.9%	11.1%	0.0%	2.2%	0.0%	0.0%	4.4%	4.4%	0.0%	
HOUSING & HEALTHCARE FINC	0.0%	0.0%	0.0%	0.0%	0.0%	0.0%	0.0%	0.0%	0.0%	0.0%	
JONES LANG LASALLE MULTIFAMILY, LLC	0.0%	4.5%	11.4%	0.0%	0.0%	2.3%	0.0%	0.0%	0.0%	0.0%	
JS MULTICAPITAL CORP	0.0%	0.0%	0.0%	0.0%	0.0%	0.0%	0.0%	0.0%	0.0%	0.0%	
KEYBANK NA	0.0%	10.0%	0.0%	0.0%	0.0%	10.0%	0.0%	0.0%	0.0%	0.0%	
LANCASTER POLLARD MTGE CO	0.0%	5.0%	0.0%	0.0%	0.0%	0.0%	0.0%	0.0%	0.0%	0.0%	
LAY COMMERCIAL MTGE LLC	0.0%	0.0%	0.0%	0.0%	0.0%	0.0%	0.0%	0.0%	0.0%	0.0%	
LOVE FUNDING CORP	2.2%	3.3%	0.0%	3.3%	0.0%	5.6%	2.2%	0.0%	3.3%	0.0%	
M & T REALTY CORP	0.0%	0.0%	0.0%	0.0%	0.0%	0.0%	0.0%	0.0%	0.0%	0.0%	
MASON JOSEPH COMPANY INC	0.0%	0.0%	0.0%	0.0%	0.0%	0.0%	0.0%	0.0%	0.0%	0.0%	
MASSACHUSETTS HOUSING PARTNERSHIP	0.0%	0.0%	0.0%	0.0%	0.0%	0.0%	0.0%	0.0%	0.0%	0.0%	
METROPOLITAN FUNDING CORP	0.0%	0.0%	0.0%	0.0%	0.0%	0.0%	0.0%	0.0%	0.0%	0.0%	
MUSA FINANCIAL LLC	0.0%	0.0%	0.0%	0.0%	0.0%	0.0%	0.0%	0.0%	0.0%	0.0%	
NORTHMARQ FINANCE LLC	0.0%	0.0%	9.1%	0.0%	0.0%	0.0%	0.0%	0.0%	0.0%	0.0%	
NORTHPOINT CAPITAL LLC	0.0%	0.0%	0.0%	0.0%	0.0%	0.0%	0.0%	0.0%	0.0%	0.0%	
OPPENHEIMER MF HSG & HCARE	0.0%	0.0%	0.0%	0.0%	0.0%	4.5%	0.0%	0.0%	4.5%	0.0%	
P/R MTGE & INVEST CORP	0.0%	0.0%	0.0%	0.0%	0.0%	6.6%	0.0%	0.0%	0.0%	0.0%	
PARAGON MORTGAGE	0.0%	0.0%	0.0%	0.0%	0.0%	0.0%	0.0%	0.0%	0.0%	0.0%	
PILLAR CAPITAL FINANCE LLC	0.0%	0.0%	0.0%	0.0%	0.0%	0.0%	0.0%	0.0%	0.0%	0.0%	
PNC BANK NA	0.0%	0.0%	0.0%	0.0%	0.0%	0.0%	0.0%	0.0%	0.0%	0.0%	
PRUDENTIAL HUNTOON PAIGE	0.0%	4.0%	0.0%	0.0%	4.0%	4.0%	0.0%	8.0%	0.0%	0.0%	
REGIONS BANK	0.0%	0.0%	4.2%	0.0%	0.0%	37.5%	0.0%	0.0%	4.2%	0.0%	
RICHMAC FUNDING LLC	0.0%	0.0%	0.0%	0.0%	0.0%	0.0%	12.5%	0.0%	0.0%	0.0%	
ROCKHALL FUNDING CORP	0.0%	0.0%	0.0%	0.0%	0.0%	0.0%	10.0%	0.0%	0.0%	0.0%	
ROCKPORT MORTGAGE	0.0%	0.0%	0.0%	0.0%	0.0%	0.0%	0.0%	0.0%	0.0%	0.0%	
SIMS MORTGAGE FUNDING	0.0%	0.0%	0.0%	0.0%	0.0%	0.0%	0.0%	0.0%	0.0%	0.0%	
WALKER AND DUNLOP LLC	0.0%	1.1%	3.3%	2.2%	0.0%	1.1%	0.0%	2.2%	13.2%	0.0%	
WELLS FARGO BANK NA	3.2%	3.2%	3.2%	0.0%	0.0%	12.9%	0.0%	0.0%	0.0%	0.0%	
ZIEGLER FINANCING CORP	0.0%	0.0%	0.0%	0.0%	0.0%	0.0%	0.0%	0.0%	0.0%	0.0%	

SHARE OF MAP LENDER BUSINESS BY STATE

REGION: CHICAGO							
LENDER	Illinois	Indiana	Michigan	Minnesota	Ohio	Wisconsin	
RED MORTGAGE CAPITAL	1.2%	0.0%	0.0%	0.0%	15.1%	0.0%	
ACRE CAPITAL LLC	0.0%	0.0%	0.0%	0.0%	0.0%	0.0%	
AGM FINANCIAL SERVICES	0.0%	0.0%	0.0%	0.0%	0.0%	0.0%	
ARBOR COMMERCIAL MTGE	0.0%	0.0%	9.1%	0.0%	0.0%	0.0%	
ARMSTRONG MORTGAGE	0.0%	0.0%	0.0%	0.0%	50.0%	0.0%	
BANK OF AMERICA NA	0.0%	0.0%	0.0%	0.0%	0.0%	0.0%	
BEDFORD LENDING CORP	0.0%	0.0%	0.0%	0.0%	0.0%	0.0%	
BELLWETHER REAL EST CAPITAL	6.3%	3.1%	0.0%	0.0%	9.4%	0.0%	
BERKADIA COMMERCIAL MTG	3.5%	2.6%	7.0%	0.0%	0.0%	1.7%	
BERKELEY POINT CAPITAL LLC	0.0%	0.0%	33.3%	0.0%	0.0%	0.0%	
BONNEVILLE MORTGAGE CO	0.0%	0.0%	0.0%	0.0%	0.0%	0.0%	
CAPITAL FUNDING LLC	0.0%	0.0%	0.0%	0.0%	0.0%	0.0%	
CAPITAL ONE MF FINANCE LLC	0.0%	0.0%	0.0%	0.0%	0.0%	0.0%	
CBRE HMF INC	0.0%	0.0%	0.0%	5.1%	0.0%	0.0%	
CENTENNIAL MORTGAGE	2.6%	2.6%	0.0%	0.0%	0.0%	2.6%	
CENTURY HEALTH CAPITAL	0.0%	0.0%	0.0%	0.0%	0.0%	0.0%	
CHAMBERS BANK	0.0%	0.0%	0.0%	0.0%	0.0%	0.0%	
CHURCHILL MORTGAGE INVMT LLC	0.0%	0.0%	0.0%	0.0%	0.0%	0.0%	
COLUMBIA NATL REAL ESTATE	0.0%	0.0%	0.0%	0.0%	0.0%	0.0%	
COOPERATIVE HSG RESOURCES	0.0%	0.0%	0.0%	25.0%	0.0%	25.0%	
COSMOPOLITAN CAPITAL FUNDING, LLC	0.0%	0.0%	33.3%	0.0%	0.0%	0.0%	
CRAIN MORTGAGE GROUP, LLC	0.0%	0.0%	0.0%	0.0%	0.0%	0.0%	
DAVIS-PENN MTGE	0.0%	0.0%	0.0%	9.1%	0.0%	0.0%	
DOUGHERTY MORTGAGE LLC	0.0%	0.0%	0.0%	18.4%	0.0%	0.0%	
DRAPER & KRAMER COMCL MTGE	22.9%	14.3%	0.0%	0.0%	0.0%	8.6%	
DWIGHT CAPITAL LLC	1.2%	0.0%	0.0%	0.0%	1.2%	0.0%	
EASTERN MORTGAGE CAPITAL LLC	12.5%	0.0%	12.5%	0.0%	0.0%	0.0%	
FIRST AMERICAN CAPITAL GRP	0.0%	0.0%	0.0%	0.0%	0.0%	0.0%	
FIRST HSG DEVMT CORP OF FL	0.0%	0.0%	0.0%	0.0%	0.0%	0.0%	
FOREST CITY CAPITAL CORP	8.3%	0.0%	0.0%	0.0%	41.7%	0.0%	
GERSHMAN INVESTMENT	3.8%	0.0%	0.0%	15.4%	0.0%	0.0%	
GRANDBRIDGE REAL ESTATE CAP	0.0%	0.0%	0.0%	0.0%	14.3%	0.0%	
GREAT LAKES FINANCIAL GRP	0.0%	0.0%	33.3%	0.0%	16.7%	0.0%	
GREYSTONE FUNDING CORP (GREYSTONE SERVICING)	1.5%	1.5%	4.6%	0.0%	1.5%	0.0%	
HAMPDEN PARK CAPITAL, LLC	0.0%	50.0%	0.0%	0.0%	0.0%	0.0%	
HFC FUNDING CORP	0.0%	0.0%	0.0%	0.0%	0.0%	0.0%	
HIGHLAND COMMERCIAL MTGE	0.0%	0.0%	0.0%	0.0%	0.0%	0.0%	
HOUSING & HEALTHCARE FINC	0.0%	0.0%	0.0%	0.0%	0.0%	0.0%	
JONES LANG LASALLE MULTIFAMILY, LLC	0.0%	0.0%	0.0%	22.7%	2.3%	0.0%	
JS MULTICAPITAL CORP	0.0%	0.0%	0.0%	0.0%	50.0%	0.0%	
KEYBANK NA	0.0%	0.0%	10.0%	0.0%	10.0%	0.0%	
LANCASTER POLLARD MTGE CO	0.0%	5.0%	0.0%	0.0%	15.0%	0.0%	
LAY COMMERCIAL MTGE LLC	0.0%	0.0%	0.0%	0.0%	0.0%	0.0%	
LOVE FUNDING CORP	1.1%	1.1%	5.6%	2.2%	1.1%	1.1%	
M & T REALTY CORP	0.0%	0.0%	0.0%	0.0%	0.0%	0.0%	
MASON JOSEPH COMPANY INC	0.0%	0.0%	0.0%	0.0%	0.0%	0.0%	
MASSACHUSETTS HOUSING PARTNERSHIP	0.0%	0.0%	0.0%	0.0%	0.0%	0.0%	
METROPOLITAN FUNDING CORP	0.0%	0.0%	0.0%	0.0%	0.0%	0.0%	
MUSA FINANCIAL LLC	0.0%	0.0%	0.0%	0.0%	0.0%	0.0%	
NORTHMARQ FINANCE LLC	0.0%	0.0%	0.0%	0.0%	0.0%	0.0%	
NORTHPOINT CAPITAL LLC	0.0%	0.0%	50.0%	0.0%	0.0%	0.0%	
OPPENHEIMER MF HSG & HCARE	0.0%	0.0%	0.0%	0.0%	0.0%	0.0%	
P/R MTGE & INVEST CORP	6.6%	23.7%	2.6%	0.0%	5.3%	1.3%	
PARAGON MORTGAGE	0.0%	0.0%	0.0%	0.0%	0.0%	0.0%	
PILLAR CAPITAL FINANCE LLC	0.0%	3.7%	29.6%	3.7%	0.0%	0.0%	
PNC BANK NA	0.0%	0.0%	0.0%	0.0%	0.0%	0.0%	
PRUDENTIAL HUNTOON PAIGE	4.0%	0.0%	0.0%	0.0%	0.0%	0.0%	
REGIONS BANK	0.0%	0.0%	0.0%	0.0%	0.0%	0.0%	
RICHMAC FUNDING LLC	0.0%	0.0%	0.0%	0.0%	0.0%	0.0%	
ROCKHALL FUNDING CORP	0.0%	0.0%	20.0%	20.0%	0.0%	0.0%	
ROCKPORT MORTGAGE	0.0%	0.0%	0.0%	0.0%	0.0%	1.7%	
SIMS MORTGAGE FUNDING	0.0%	0.0%	0.0%	0.0%	0.0%	0.0%	
WALKER AND DUNLOP LLC	2.2%	0.0%	2.2%	0.0%	0.0%	2.2%	
WELLS FARGO BANK NA	0.0%	0.0%	0.0%	0.0%	3.2%	0.0%	
ZIEGLER FINANCING CORP	0.0%	0.0%	0.0%	0.0%	0.0%	0.0%	

SHARE OF MAP LENDER BUSINESS BY STATE

REGION: FORT WORTH									
LENDER	Arkansas	Iowa	Kansas	Louisiana	Missouri	Nebraska	New Mexico	Oklahoma	Texas
RED MORTGAGE CAPITAL	0.0%	0.0%	0.0%	0.0%	0.0%	0.0%	0.0%	1.2%	3.5%
ACRE CAPITAL LLC	0.0%	0.0%	0.0%	0.0%	0.0%	0.0%	0.0%	0.0%	0.0%
AGM FINANCIAL SERVICES	0.0%	0.0%	0.0%	0.0%	2.5%	0.0%	0.0%	0.0%	0.0%
ARBOR COMMERCIAL MTGE	0.0%	0.0%	0.0%	0.0%	0.0%	0.0%	0.0%	0.0%	9.1%
ARMSTRONG MORTGAGE	0.0%	0.0%	0.0%	0.0%	0.0%	0.0%	0.0%	0.0%	0.0%
BANK OF AMERICA NA	0.0%	0.0%	0.0%	0.0%	0.0%	0.0%	0.0%	0.0%	0.0%
BEDFORD LENDING CORP	0.0%	0.0%	0.0%	0.0%	0.0%	0.0%	0.0%	0.0%	0.0%
BELLWETHER REAL EST CAPITAL	0.0%	0.0%	0.0%	6.3%	0.0%	0.0%	0.0%	0.0%	3.1%
BERKADIA COMMERCIAL MTG	0.0%	0.0%	0.0%	0.0%	0.0%	0.0%	0.0%	0.9%	7.8%
BERKELEY POINT CAPITAL LLC	0.0%	0.0%	0.0%	0.0%	0.0%	0.0%	0.0%	0.0%	0.0%
BONNEVILLE MORTGAGE CO	0.0%	0.0%	0.0%	0.0%	0.0%	0.0%	0.0%	0.0%	40.0%
CAPITAL FUNDING LLC	0.0%	0.0%	0.0%	0.0%	0.0%	0.0%	0.0%	0.0%	0.0%
CAPITAL ONE MF FINANCE LLC	0.0%	0.0%	0.0%	0.0%	0.0%	0.0%	0.0%	0.0%	7.1%
CBRE HMF INC	0.0%	0.0%	0.0%	0.0%	0.0%	0.0%	2.6%	2.6%	7.7%
CENTENNIAL MORTGAGE	0.0%	0.0%	0.0%	2.6%	0.0%	0.0%	0.0%	0.0%	20.5%
CENTURY HEALTH CAPITAL	0.0%	0.0%	0.0%	0.0%	0.0%	0.0%	0.0%	0.0%	0.0%
CHAMBERS BANK	50.0%	0.0%	0.0%	0.0%	0.0%	0.0%	0.0%	0.0%	0.0%
CHURCHILL MORTGAGE INVMT LLC	0.0%	0.0%	0.0%	0.0%	0.0%	0.0%	0.0%	0.0%	0.0%
COLUMBIA NATL REAL ESTATE	0.0%	0.0%	0.0%	0.0%	0.0%	0.0%	0.0%	0.0%	0.0%
COOPERATIVE HSG RESOURCES	0.0%	0.0%	0.0%	0.0%	0.0%	0.0%	0.0%	0.0%	0.0%
COSMOPOLITAN CAPITAL FUNDING, LLC	0.0%	0.0%	0.0%	0.0%	0.0%	0.0%	0.0%	0.0%	0.0%
CRAIN MORTGAGE GROUP, LLC	0.0%	0.0%	0.0%	0.0%	0.0%	0.0%	0.0%	12.5%	37.5%
DAVIS-PENN MTGE	0.0%	0.0%	0.0%	0.0%	0.0%	0.0%	0.0%	0.0%	18.2%
DOUGHERTY MORTGAGE LLC	0.0%	2.0%	2.0%	6.1%	2.0%	0.0%	2.0%	0.0%	14.3%
DRAPER & KRAMER COMCL MTGE	0.0%	0.0%	0.0%	0.0%	0.0%	0.0%	0.0%	0.0%	0.0%
DWIGHT CAPITAL LLC	1.2%	0.0%	0.0%	1.2%	0.0%	0.0%	0.0%	0.0%	13.4%
EASTERN MORTGAGE CAPITAL LLC	0.0%	0.0%	0.0%	0.0%	0.0%	0.0%	0.0%	0.0%	0.0%
FIRST AMERICAN CAPITAL GRP	16.7%	0.0%	0.0%	0.0%	0.0%	0.0%	0.0%	0.0%	33.3%
FIRST HSG DEVMT CORP OF FL	0.0%	0.0%	0.0%	0.0%	0.0%	0.0%	0.0%	0.0%	0.0%
FOREST CITY CAPITAL CORP	0.0%	0.0%	0.0%	0.0%	0.0%	0.0%	0.0%	0.0%	0.0%
GERSHMAN INVESTMENT	0.0%	3.8%	3.8%	0.0%	15.4%	0.0%	0.0%	3.8%	0.0%
GRANDBRIDGE REAL ESTATE CAP	0.0%	14.3%	0.0%	0.0%	0.0%	0.0%	0.0%	0.0%	0.0%
GREAT LAKES FINANCIAL GRP	0.0%	0.0%	0.0%	0.0%	0.0%	0.0%	0.0%	0.0%	0.0%
GREYSTONE FUNDING CORP (GREYSTONE SERVICING)	0.0%	0.0%	0.0%	4.6%	0.0%	0.0%	0.0%	0.0%	6.9%
HAMPDEN PARK CAPITAL, LLC	0.0%	0.0%	0.0%	0.0%	0.0%	0.0%	0.0%	0.0%	0.0%
HFC FUNDING CORP	0.0%	0.0%	0.0%	0.0%	0.0%	0.0%	0.0%	0.0%	0.0%
HIGHLAND COMMERCIAL MTGE	0.0%	0.0%	0.0%	6.7%	0.0%	0.0%	0.0%	2.2%	2.2%
HOUSING & HEALTHCARE FINC	0.0%	0.0%	0.0%	0.0%	0.0%	0.0%	0.0%	0.0%	0.0%
JONES LANG LASALLE MULTIFAMILY, LLC	0.0%	2.3%	0.0%	0.0%	0.0%	0.0%	0.0%	0.0%	0.0%
JS MULTICAPITAL CORP	0.0%	0.0%	0.0%	0.0%	0.0%	0.0%	0.0%	0.0%	0.0%
KEYBANK NA	0.0%	0.0%	0.0%	0.0%	0.0%	0.0%	0.0%	10.0%	0.0%
LANCASTER POLLARD MTGE CO	0.0%	0.0%	5.0%	0.0%	0.0%	0.0%	0.0%	0.0%	0.0%
LAY COMMERCIAL MTGE LLC	50.0%	0.0%	0.0%	0.0%	0.0%	0.0%	0.0%	0.0%	0.0%
LOVE FUNDING CORP	0.0%	0.0%	0.0%	0.0%	3.3%	0.0%	0.0%	1.1%	7.8%
M & T REALTY CORP	0.0%	0.0%	0.0%	0.0%	0.0%	0.0%	0.0%	0.0%	0.0%
MASON JOSEPH COMPANY INC	0.0%	0.0%	0.0%	0.0%	0.0%	0.0%	0.0%	0.0%	50.0%
MASSACHUSETTS HOUSING PARTNERSHIP	0.0%	0.0%	0.0%	0.0%	0.0%	0.0%	0.0%	0.0%	0.0%
METROPOLITAN FUNDING CORP	0.0%	0.0%	0.0%	0.0%	0.0%	0.0%	0.0%	0.0%	0.0%
MUSA FINANCIAL LLC	0.0%	0.0%	0.0%	0.0%	0.0%	0.0%	0.0%	0.0%	50.0%
NORTHMARQ FINANCE LLC	0.0%	22.7%	4.5%	0.0%	0.0%	4.5%	0.0%	0.0%	4.5%
NORTHPOINT CAPITAL LLC	0.0%	0.0%	0.0%	0.0%	0.0%	0.0%	0.0%	0.0%	0.0%
OPPENHEIMER MF HSG & HCARE	4.5%	0.0%	0.0%	0.0%	4.5%	0.0%	0.0%	0.0%	13.6%
P/R MTGE & INVEST CORP	0.0%	0.0%	0.0%	0.0%	0.0%	0.0%	0.0%	0.0%	2.6%
PARAGON MORTGAGE	0.0%	0.0%	0.0%	0.0%	0.0%	0.0%	28.6%	0.0%	0.0%
PILLAR CAPITAL FINANCE LLC	0.0%	0.0%	0.0%	0.0%	0.0%	0.0%	0.0%	0.0%	3.7%
PNC BANK NA	0.0%	0.0%	0.0%	0.0%	8.3%	8.3%	0.0%	0.0%	16.7%
PRUDENTIAL HUNTOON PAIGE	4.0%	0.0%	0.0%	8.0%	0.0%	0.0%	0.0%	0.0%	0.0%
REGIONS BANK	0.0%	0.0%	0.0%	4.2%	0.0%	0.0%	0.0%	0.0%	0.0%
RICHMAC FUNDING LLC	0.0%	0.0%	0.0%	0.0%	0.0%	0.0%	0.0%	0.0%	0.0%
ROCKHALL FUNDING CORP	0.0%	0.0%	0.0%	0.0%	0.0%	0.0%	0.0%	0.0%	0.0%
ROCKPORT MORTGAGE	0.0%	0.0%	0.0%	0.0%	0.0%	0.0%	0.0%	0.0%	0.0%
SIMS MORTGAGE FUNDING	0.0%	0.0%	0.0%	0.0%	0.0%	0.0%	0.0%	0.0%	0.0%
WALKER AND DUNLOP LLC	2.2%	1.1%	0.0%	2.2%	0.0%	0.0%	0.0%	0.0%	7.7%
WELLS FARGO BANK NA	0.0%	0.0%	0.0%	3.2%	0.0%	0.0%	0.0%	0.0%	6.5%
ZIEGLER FINANCING CORP	0.0%	0.0%	0.0%	0.0%	0.0%	0.0%	0.0%	0.0%	0.0%

SHARE OF MAP LENDER BUSINESS BY STATE

REGION: SAN FRANCISCO														
LENDER	Alaska	Arizona	California	Colorado	Hawaii	Idaho	Montana	Nevada	North Dakota	Oregon	South Dakota	Utah	Washington	Wyoming
RED MORTGAGE CAPITAL	0.0%	0.0%	8.1%	0.0%	0.0%	1.2%	0.0%	1.2%	0.0%	0.0%	0.0%	1.2%	0.0%	0.0%
ACRE CAPITAL LLC	0.0%	0.0%	0.0%	0.0%	0.0%	0.0%	0.0%	0.0%	0.0%	66.7%	0.0%	0.0%	33.3%	0.0%
AGM FINANCIAL SERVICES	0.0%	0.0%	0.0%	0.0%	0.0%	0.0%	0.0%	0.0%	0.0%	0.0%	0.0%	0.0%	0.0%	0.0%
ARBOR COMMERCIAL MTGE	0.0%	0.0%	9.1%	0.0%	0.0%	0.0%	0.0%	0.0%	0.0%	0.0%	0.0%	0.0%	0.0%	0.0%
ARMSTRONG MORTGAGE	0.0%	0.0%	0.0%	0.0%	0.0%	0.0%	0.0%	0.0%	0.0%	0.0%	0.0%	0.0%	0.0%	0.0%
BANK OF AMERICA NA	0.0%	0.0%	0.0%	0.0%	0.0%	0.0%	0.0%	0.0%	0.0%	0.0%	0.0%	0.0%	0.0%	0.0%
BEDFORD LENDING CORP	0.0%	0.0%	0.0%	0.0%	0.0%	100.0%	0.0%	0.0%	0.0%	0.0%	0.0%	0.0%	0.0%	0.0%
BELLWETHER REAL EST CAPITAL	0.0%	0.0%	0.0%	0.0%	0.0%	0.0%	0.0%	0.0%	0.0%	0.0%	0.0%	0.0%	0.0%	0.0%
BERKADIA COMMERCIAL MTG	0.0%	0.9%	0.0%	0.0%	0.0%	0.0%	0.0%	0.0%	0.0%	0.9%	0.9%	0.0%	0.0%	0.0%
BERKELEY POINT CAPITAL LLC	0.0%	0.0%	16.7%	16.7%	0.0%	0.0%	0.0%	0.0%	0.0%	0.0%	0.0%	0.0%	0.0%	0.0%
BONNEVILLE MORTGAGE CO	0.0%	0.0%	0.0%	0.0%	0.0%	0.0%	0.0%	0.0%	0.0%	0.0%	0.0%	20.0%	0.0%	0.0%
CAPITAL FUNDING LLC	0.0%	0.0%	0.0%	0.0%	0.0%	0.0%	0.0%	0.0%	0.0%	0.0%	100.0%	0.0%	0.0%	0.0%
CAPITAL ONE MF FINANCE LLC	0.0%	0.0%	0.0%	0.0%	0.0%	0.0%	0.0%	0.0%	0.0%	0.0%	0.0%	0.0%	0.0%	0.0%
CBRE HMF INC	0.0%	5.1%	2.6%	0.0%	0.0%	0.0%	0.0%	0.0%	0.0%	0.0%	0.0%	0.0%	5.1%	0.0%
CENTENNIAL MORTGAGE	0.0%	0.0%	5.1%	0.0%	0.0%	0.0%	0.0%	2.6%	0.0%	5.1%	2.6%	0.0%	7.7%	0.0%
CENTURY HEALTH CAPITAL	0.0%	0.0%	0.0%	0.0%	0.0%	0.0%	0.0%	0.0%	0.0%	0.0%	0.0%	0.0%	0.0%	0.0%
CHAMBERS BANK	0.0%	0.0%	0.0%	0.0%	0.0%	0.0%	0.0%	0.0%	0.0%	0.0%	0.0%	0.0%	0.0%	0.0%
CHURCHILL MORTGAGE INVMT LLC	0.0%	0.0%	0.0%	0.0%	0.0%	0.0%	0.0%	0.0%	0.0%	0.0%	0.0%	0.0%	0.0%	0.0%
COLUMBIA NATL REAL ESTATE	0.0%	0.0%	0.0%	0.0%	0.0%	0.0%	0.0%	0.0%	0.0%	0.0%	0.0%	7.1%	7.1%	14.3%
COOPERATIVE HSG RESOURCES	0.0%	0.0%	0.0%	0.0%	0.0%	0.0%	0.0%	0.0%	0.0%	0.0%	0.0%	0.0%	0.0%	0.0%
COSMOPOLITAN CAPITAL FUNDING, LLC	0.0%	0.0%	0.0%	0.0%	0.0%	0.0%	0.0%	33.3%	0.0%	0.0%	0.0%	0.0%	0.0%	0.0%
CRAIN MORTGAGE GROUP, LLC	0.0%	0.0%	0.0%	0.0%	0.0%	0.0%	0.0%	0.0%	0.0%	0.0%	0.0%	0.0%	0.0%	0.0%
DAVIS-PENN MTGE	0.0%	0.0%	0.0%	0.0%	9.1%	0.0%	0.0%	0.0%	0.0%	0.0%	0.0%	0.0%	0.0%	0.0%
DOUGHERTY MORTGAGE LLC	0.0%	0.0%	2.0%	0.0%	0.0%	0.0%	0.0%	0.0%	0.0%	0.0%	0.0%	0.0%	0.0%	0.0%
DRAPER & KRAMER COMCL MTGE	0.0%	0.0%	0.0%	2.9%	0.0%	0.0%	0.0%	0.0%	0.0%	0.0%	0.0%	0.0%	0.0%	0.0%
DWIGHT CAPITAL LLC	0.0%	0.0%	2.4%	0.0%	0.0%	1.2%	2.4%	2.4%	0.0%	11.0%	1.2%	3.7%	2.4%	0.0%
EASTERN MORTGAGE CAPITAL LLC	0.0%	0.0%	12.5%	0.0%	0.0%	0.0%	0.0%	0.0%	0.0%	0.0%	0.0%	0.0%	12.5%	0.0%
FIRST AMERICAN CAPITAL GRP	0.0%	0.0%	0.0%	0.0%	0.0%	0.0%	0.0%	0.0%	0.0%	0.0%	0.0%	0.0%	0.0%	0.0%
FIRST HSG DEVMT CORP OF FL	0.0%	0.0%	0.0%	0.0%	0.0%	0.0%	0.0%	0.0%	0.0%	0.0%	0.0%	0.0%	0.0%	0.0%
FOREST CITY CAPITAL CORP	0.0%	0.0%	0.0%	0.0%	0.0%	0.0%	0.0%	0.0%	0.0%	0.0%	0.0%	0.0%	0.0%	0.0%
GERSHMAN INVESTMENT	0.0%	0.0%	0.0%	0.0%	0.0%	0.0%	0.0%	0.0%	0.0%	0.0%	0.0%	0.0%	0.0%	0.0%
GRANDBRIDGE REAL ESTATE CAP	0.0%	0.0%	0.0%	0.0%	0.0%	0.0%	0.0%	0.0%	0.0%	0.0%	14.3%	0.0%	0.0%	0.0%
GREAT LAKES FINANCIAL GRP	0.0%	0.0%	0.0%	0.0%	0.0%	0.0%	0.0%	0.0%	0.0%	0.0%	0.0%	0.0%	0.0%	0.0%
GREYSTONE FUNDING CORP (GREYSTONE SERVICING)	0.0%	0.8%	1.5%	0.0%	0.0%	0.0%	0.0%	0.0%	0.0%	0.8%	0.0%	0.0%	0.0%	0.0%
HAMPDEN PARK CAPITAL, LLC	0.0%	0.0%	0.0%	0.0%	0.0%	0.0%	0.0%	0.0%	0.0%	0.0%	0.0%	0.0%	0.0%	0.0%
HFC FUNDING CORP	0.0%	0.0%	0.0%	0.0%	0.0%	0.0%	0.0%	0.0%	0.0%	0.0%	0.0%	0.0%	0.0%	0.0%
HIGHLAND COMMERCIAL MTGE	0.0%	0.0%	0.0%	0.0%	0.0%	0.0%	0.0%	2.2%	0.0%	0.0%	0.0%	0.0%	0.0%	0.0%
HOUSING & HEALTHCARE FINC	0.0%	0.0%	0.0%	0.0%	0.0%	0.0%	0.0%	0.0%	0.0%	0.0%	0.0%	0.0%	0.0%	0.0%
JONES LANG LASALLE MULTIFAMILY, LLC	0.0%	0.0%	0.0%	0.0%	0.0%	0.0%	0.0%	0.0%	0.0%	0.0%	0.0%	0.0%	0.0%	0.0%
JS MULTICAPITAL CORP	0.0%	0.0%	0.0%	0.0%	0.0%	0.0%	0.0%	0.0%	0.0%	0.0%	0.0%	0.0%	0.0%	0.0%
KEYBANK NA	0.0%	0.0%	0.0%	0.0%	0.0%	0.0%	0.0%	0.0%	0.0%	0.0%	0.0%	0.0%	0.0%	0.0%
LANCASTER POLLARD MTGE CO	0.0%	0.0%	35.0%	0.0%	0.0%	0.0%	0.0%	5.0%	0.0%	0.0%	0.0%	0.0%	0.0%	0.0%
LAY COMMERCIAL MTGE LLC	0.0%	0.0%	0.0%	0.0%	0.0%	0.0%	0.0%	0.0%	0.0%	0.0%	0.0%	0.0%	0.0%	0.0%
LOVE FUNDING CORP	0.0%	0.0%	1.1%	0.0%	0.0%	0.0%	1.1%	0.0%	0.0%	0.0%	0.0%	0.0%	0.0%	0.0%
M & T REALTY CORP	0.0%	0.0%	0.0%	0.0%	0.0%	0.0%	0.0%	0.0%	0.0%	0.0%	0.0%	0.0%	0.0%	0.0%
MASON JOSEPH COMPANY INC	0.0%	0.0%	0.0%	0.0%	0.0%	0.0%	0.0%	0.0%	0.0%	0.0%	0.0%	0.0%	0.0%	0.0%
MASSACHUSETTS HOUSING PARTNERSHIP	0.0%	0.0%	0.0%	0.0%	0.0%	0.0%	0.0%	0.0%	0.0%	0.0%	0.0%	0.0%	0.0%	0.0%
METROPOLITAN FUNDING CORP	0.0%	0.0%	0.0%	0.0%	0.0%	0.0%	0.0%	0.0%	0.0%	0.0%	0.0%	0.0%	0.0%	0.0%
MUSA FINANCIAL LLC	0.0%	0.0%	0.0%	0.0%	0.0%	0.0%	0.0%	0.0%	0.0%	0.0%	0.0%	0.0%	0.0%	0.0%
NORTHMARQ FINANCE LLC	0.0%	0.0%	0.0%	0.0%	0.0%	0.0%	0.0%	0.0%	0.0%	0.0%	0.0%	0.0%	0.0%	0.0%
NORTHPOINT CAPITAL LLC	0.0%	0.0%	0.0%	0.0%	0.0%	0.0%	0.0%	0.0%	0.0%	0.0%	0.0%	0.0%	0.0%	0.0%
OPPENHEIMER MF HSG & HCARE	0.0%	0.0%	0.0%	0.0%	0.0%	0.0%	0.0%	0.0%	0.0%	0.0%	0.0%	0.0%	0.0%	0.0%
P/R MTGE & INVEST CORP	0.0%	0.0%	0.0%	0.0%	0.0%	0.0%	0.0%	0.0%	0.0%	0.0%	0.0%	0.0%	0.0%	0.0%
PARAGON MORTGAGE	0.0%	28.6%	0.0%	0.0%	0.0%	0.0%	0.0%	14.3%	0.0%	0.0%	0.0%	0.0%	0.0%	0.0%
PILLAR CAPITAL FINANCE LLC	0.0%	0.0%	0.0%	0.0%	0.0%	0.0%	3.7%	0.0%	0.0%	0.0%	0.0%	0.0%	0.0%	0.0%
PNC BANK NA	0.0%	0.0%	8.3%	0.0%	0.0%	0.0%	0.0%	0.0%	0.0%	0.0%	0.0%	8.3%	0.0%	0.0%
PRUDENTIAL HUNTOON PAIGE	0.0%	0.0%	0.0%	0.0%	0.0%	0.0%	0.0%	0.0%	4.0%	0.0%	0.0%	0.0%	0.0%	0.0%
REGIONS BANK	0.0%	0.0%	0.0%	0.0%	0.0%	0.0%	0.0%	0.0%	0.0%	0.0%	0.0%	0.0%	0.0%	0.0%
RICHMAC FUNDING LLC	0.0%	0.0%	0.0%	0.0%	0.0%	0.0%	0.0%	0.0%	0.0%	0.0%	0.0%	0.0%	0.0%	0.0%
ROCKHALL FUNDING CORP	0.0%	0.0%	0.0%	0.0%	0.0%	0.0%	0.0%	0.0%	0.0%	0.0%	0.0%	0.0%	0.0%	0.0%
ROCKPORT MORTGAGE	0.0%	0.0%	0.0%	0.0%	0.0%	0.0%	1.7%	0.0%	0.0%	1.7%	0.0%	0.0%	0.0%	0.0%
SIMS MORTGAGE FUNDING	0.0%	0.0%	0.0%	0.0%	0.0%	0.0%	0.0%	0.0%	0.0%	0.0%	0.0%	0.0%	0.0%	0.0%
WALKER AND DUNLOP LLC	0.0%	0.0%	1.1%	0.0%	0.0%	0.0%	0.0%	0.0%	0.0%	1.1%	1.1%	0.0%	0.0%	0.0%
WELLS FARGO BANK NA	0.0%	0.0%	3.2%	0.0%	0.0%	0.0%	0.0%	3.2%	0.0%	0.0%	0.0%	3.2%	0.0%	0.0%
ZIEGLER FINANCING CORP	0.0%	0.0%	100.0%	0.0%	0.0%	0.0%	0.0%	0.0%	0.0%	0.0%	0.0%	0.0%	0.0%	0.0%

SHARE OF STATE MAP BUSINESS BY LENDER

REGION: NEW YORK CITY														
LENDER	Connecticut	Delaware	District Of Columbia	Maine	Maryland	Massachusetts	New Hampshire	New Jersey	New York	Pennsylvania	Rhode Island	Vermont	Virginia	West Virginia
RED MORTGAGE CAPITAL	0.0%	0.0%	0.0%	0.0%	3.2%	0.0%	0.0%	11.1%	0.0%	20.0%	50.0%	0.0%	7.7%	0.0%
ACRE CAPITAL LLC	0.0%	0.0%	0.0%	0.0%	0.0%	0.0%	0.0%	0.0%	0.0%	0.0%	0.0%	0.0%	0.0%	0.0%
AGM FINANCIAL SERVICES	0.0%	0.0%	28.6%	0.0%	38.7%	0.0%	0.0%	0.0%	0.0%	0.0%	0.0%	0.0%	3.8%	0.0%
ARBOR COMMERCIAL MTGE	0.0%	0.0%	0.0%	0.0%	0.0%	0.0%	0.0%	0.0%	0.0%	0.0%	0.0%	0.0%	0.0%	0.0%
ARMSTRONG MORTGAGE	0.0%	0.0%	0.0%	0.0%	0.0%	0.0%	0.0%	0.0%	0.0%	0.0%	0.0%	0.0%	0.0%	0.0%
BANK OF AMERICA NA	0.0%	0.0%	0.0%	0.0%	0.0%	0.0%	0.0%	0.0%	0.0%	0.0%	25.0%	0.0%	0.0%	0.0%
BEDFORD LENDING CORP	0.0%	0.0%	0.0%	0.0%	0.0%	0.0%	0.0%	0.0%	0.0%	0.0%	0.0%	0.0%	0.0%	0.0%
BELLWETHER REAL EST CAPITAL	0.0%	0.0%	0.0%	0.0%	0.0%	0.0%	0.0%	11.1%	0.0%	10.0%	0.0%	0.0%	0.0%	0.0%
BERKADIA COMMERCIAL MTG	0.0%	0.0%	14.3%	0.0%	0.0%	0.0%	0.0%	0.0%	0.0%	10.0%	0.0%	0.0%	19.2%	0.0%
BERKELEY POINT CAPITAL LLC	0.0%	0.0%	0.0%	0.0%	0.0%	0.0%	0.0%	0.0%	0.0%	0.0%	0.0%	0.0%	0.0%	0.0%
BONNEVILLE MORTGAGE CO	0.0%	0.0%	0.0%	0.0%	0.0%	0.0%	0.0%	0.0%	0.0%	0.0%	0.0%	0.0%	0.0%	0.0%
CAPITAL FUNDING LLC	0.0%	0.0%	0.0%	0.0%	0.0%	0.0%	0.0%	0.0%	0.0%	0.0%	0.0%	0.0%	0.0%	0.0%
CAPITAL ONE MF FINANCE LLC	0.0%	0.0%	0.0%	0.0%	6.5%	0.0%	0.0%	0.0%	0.0%	0.0%	0.0%	0.0%	0.0%	0.0%
CBRE HMF INC	0.0%	0.0%	0.0%	0.0%	0.0%	14.3%	0.0%	0.0%	0.0%	0.0%	0.0%	0.0%	3.8%	0.0%
CENTENNIAL MORTGAGE	0.0%	0.0%	0.0%	0.0%	0.0%	0.0%	0.0%	0.0%	0.0%	0.0%	0.0%	0.0%	3.8%	0.0%
CENTURY HEALTH CAPITAL	0.0%	0.0%	0.0%	0.0%	0.0%	0.0%	0.0%	0.0%	15.4%	0.0%	0.0%	0.0%	0.0%	0.0%
CHAMBERS BANK	0.0%	0.0%	0.0%	0.0%	0.0%	0.0%	0.0%	0.0%	0.0%	0.0%	0.0%	0.0%	0.0%	0.0%
CHURCHILL MORTGAGE INVMT LLC	0.0%	0.0%	0.0%	0.0%	0.0%	0.0%	0.0%	0.0%	0.0%	0.0%	0.0%	0.0%	0.0%	0.0%
COLUMBIA NATL REAL ESTATE	0.0%	0.0%	0.0%	0.0%	12.9%	0.0%	0.0%	0.0%	0.0%	0.0%	0.0%	0.0%	3.8%	0.0%
COOPERATIVE HSG RESOURCES	0.0%	0.0%	0.0%	0.0%	0.0%	0.0%	0.0%	0.0%	0.0%	0.0%	0.0%	0.0%	0.0%	0.0%
COSMOPOLITAN CAPITAL FUNDING, LLC	0.0%	0.0%	0.0%	0.0%	0.0%	0.0%	0.0%	0.0%	0.0%	0.0%	0.0%	0.0%	0.0%	0.0%
CRAIN MORTGAGE GROUP, LLC	0.0%	0.0%	0.0%	0.0%	0.0%	0.0%	0.0%	0.0%	0.0%	0.0%	0.0%	0.0%	0.0%	0.0%
DAVIS-PENN MTGE	0.0%	0.0%	0.0%	0.0%	0.0%	0.0%	0.0%	11.1%	0.0%	0.0%	0.0%	0.0%	0.0%	0.0%
DOUGHERTY MORTGAGE LLC	0.0%	0.0%	0.0%	0.0%	0.0%	0.0%	0.0%	0.0%	0.0%	0.0%	0.0%	0.0%	0.0%	0.0%
DRAPER & KRAMER COMCL MTGE	25.0%	0.0%	0.0%	0.0%	0.0%	0.0%	0.0%	0.0%	0.0%	0.0%	0.0%	0.0%	0.0%	0.0%
DWIGHT CAPITAL LLC	0.0%	0.0%	28.6%	0.0%	3.2%	0.0%	100.0%	0.0%	7.7%	0.0%	0.0%	0.0%	0.0%	100.0%
EASTERN MORTGAGE CAPITAL LLC	0.0%	0.0%	0.0%	0.0%	0.0%	0.0%	0.0%	0.0%	0.0%	0.0%	0.0%	0.0%	0.0%	0.0%
FIRST AMERICAN CAPITAL GRP	0.0%	0.0%	0.0%	0.0%	0.0%	0.0%	0.0%	0.0%	0.0%	0.0%	0.0%	0.0%	0.0%	0.0%
FIRST HSG DEVMT CORP OF FL	0.0%	0.0%	0.0%	0.0%	0.0%	0.0%	0.0%	0.0%	0.0%	0.0%	0.0%	0.0%	0.0%	0.0%
FOREST CITY CAPITAL CORP	0.0%	0.0%	0.0%	0.0%	0.0%	0.0%	0.0%	0.0%	0.0%	0.0%	0.0%	0.0%	0.0%	0.0%
GERSHMAN INVESTMENT	0.0%	0.0%	0.0%	0.0%	0.0%	3.6%	0.0%	0.0%	0.0%	0.0%	0.0%	0.0%	0.0%	0.0%
GRANDBRIDGE REAL ESTATE CAP	0.0%	0.0%	0.0%	0.0%	3.2%	0.0%	0.0%	0.0%	0.0%	0.0%	0.0%	0.0%	0.0%	0.0%
GREAT LAKES FINANCIAL GRP	0.0%	0.0%	0.0%	0.0%	0.0%	0.0%	0.0%	0.0%	0.0%	0.0%	0.0%	0.0%	0.0%	0.0%
GREYSTONE FUNDING CORP (GREYSTONE SERVICING)	0.0%	100.0%	0.0%	50.0%	3.2%	0.0%	0.0%	11.1%	7.7%	30.0%	0.0%	0.0%	23.1%	0.0%
HAMPDEN PARK CAPITAL, LLC	0.0%	0.0%	0.0%	0.0%	0.0%	0.0%	0.0%	0.0%	0.0%	0.0%	0.0%	0.0%	0.0%	0.0%
HFC FUNDING CORP	0.0%	0.0%	0.0%	0.0%	0.0%	0.0%	0.0%	0.0%	0.0%	0.0%	0.0%	0.0%	0.0%	0.0%
HIGHLAND COMMERCIAL MTGE	0.0%	0.0%	0.0%	0.0%	0.0%	0.0%	0.0%	0.0%	0.0%	0.0%	0.0%	0.0%	0.0%	0.0%
HOUSING & HEALTHCARE FINC	0.0%	0.0%	0.0%	0.0%	0.0%	0.0%	0.0%	0.0%	7.7%	0.0%	0.0%	0.0%	0.0%	0.0%
JONES LANG LASALLE MULTIFAMILY, LLC	0.0%	0.0%	0.0%	0.0%	3.2%	0.0%	0.0%	0.0%	0.0%	0.0%	0.0%	0.0%	3.8%	0.0%
JS MULTICAPITAL CORP	0.0%	0.0%	0.0%	0.0%	0.0%	0.0%	0.0%	0.0%	0.0%	0.0%	0.0%	0.0%	0.0%	0.0%
KEYBANK NA	0.0%	0.0%	0.0%	0.0%	0.0%	0.0%	0.0%	0.0%	0.0%	0.0%	0.0%	0.0%	0.0%	0.0%
LANCASTER POLLARD MTGE CO	0.0%	0.0%	0.0%	0.0%	0.0%	0.0%	0.0%	0.0%	0.0%	0.0%	0.0%	0.0%	0.0%	0.0%
LAY COMMERCIAL MTGE LLC	0.0%	0.0%	0.0%	0.0%	0.0%	0.0%	0.0%	0.0%	0.0%	0.0%	0.0%	0.0%	0.0%	0.0%
LOVE FUNDING CORP	0.0%	0.0%	0.0%	0.0%	3.2%	0.0%	0.0%	22.2%	7.7%	0.0%	0.0%	0.0%	0.0%	0.0%
M & T REALTY CORP	25.0%	0.0%	0.0%	0.0%	9.7%	0.0%	0.0%	0.0%	0.0%	0.0%	0.0%	0.0%	0.0%	0.0%
MASON JOSEPH COMPANY INC	0.0%	0.0%	0.0%	0.0%	0.0%	0.0%	0.0%	0.0%	0.0%	0.0%	0.0%	0.0%	0.0%	0.0%
MASSACHUSETTS HOUSING PARTNERSHIP	0.0%	0.0%	0.0%	0.0%	0.0%	3.6%	0.0%	0.0%	0.0%	0.0%	0.0%	0.0%	0.0%	0.0%
METROPOLITAN FUNDING CORP	0.0%	0.0%	0.0%	0.0%	0.0%	0.0%	0.0%	0.0%	7.7%	0.0%	0.0%	0.0%	0.0%	0.0%
MUSA FINANCIAL LLC	0.0%	0.0%	0.0%	0.0%	0.0%	0.0%	0.0%	0.0%	0.0%	0.0%	0.0%	0.0%	0.0%	0.0%
NORTHMARQ FINANCE LLC	0.0%	0.0%	14.3%	0.0%	0.0%	0.0%	0.0%	0.0%	0.0%	0.0%	0.0%	0.0%	0.0%	0.0%
NORTHPOINT CAPITAL LLC	0.0%	0.0%	0.0%	0.0%	0.0%	0.0%	0.0%	0.0%	0.0%	0.0%	0.0%	0.0%	0.0%	0.0%
OPPENHEIMER MF HSG & HCARE	25.0%	0.0%	0.0%	0.0%	0.0%	0.0%	0.0%	0.0%	7.7%	10.0%	0.0%	0.0%	3.8%	0.0%
P/R MTGE & INVEST CORP	0.0%	0.0%	0.0%	0.0%	0.0%	0.0%	0.0%	0.0%	7.7%	0.0%	0.0%	0.0%	0.0%	0.0%
PARAGON MORTGAGE	0.0%	0.0%	0.0%	0.0%	0.0%	0.0%	0.0%	0.0%	0.0%	0.0%	0.0%	0.0%	0.0%	0.0%
PILLAR CAPITAL FINANCE LLC	0.0%	0.0%	0.0%	0.0%	3.2%	0.0%	0.0%	0.0%	0.0%	0.0%	0.0%	0.0%	3.8%	0.0%
PNC BANK NA	0.0%	0.0%	0.0%	0.0%	0.0%	0.0%	0.0%	11.1%	0.0%	0.0%	0.0%	0.0%	0.0%	0.0%
PRUDENTIAL HUNTOON PAIGE	0.0%	0.0%	14.3%	0.0%	0.0%	0.0%	0.0%	0.0%	0.0%	0.0%	0.0%	0.0%	7.7%	0.0%
REGIONS BANK	0.0%	0.0%	0.0%	0.0%	0.0%	0.0%	0.0%	0.0%	0.0%	0.0%	0.0%	0.0%	0.0%	0.0%
RICHMAC FUNDING LLC	0.0%	0.0%	0.0%	0.0%	6.5%	0.0%	0.0%	0.0%	7.7%	0.0%	0.0%	0.0%	0.0%	0.0%
ROCKHALL FUNDING CORP	0.0%	0.0%	0.0%	0.0%	0.0%	0.0%	0.0%	0.0%	0.0%	0.0%	0.0%	0.0%	0.0%	0.0%
ROCKPORT MORTGAGE	25.0%	0.0%	0.0%	50.0%	0.0%	71.4%	0.0%	0.0%	23.1%	20.0%	25.0%	0.0%	0.0%	0.0%
SIMS MORTGAGE FUNDING	0.0%	0.0%	0.0%	0.0%	0.0%	0.0%	0.0%	11.1%	0.0%	0.0%	0.0%	0.0%	0.0%	0.0%
WALKER AND DUNLOP LLC	0.0%	0.0%	0.0%	0.0%	3.2%	7.1%	0.0%	11.1%	0.0%	0.0%	0.0%	0.0%	3.8%	0.0%
WELLS FARGO BANK NA	0.0%	0.0%	0.0%	0.0%	0.0%	0.0%	0.0%	0.0%	0.0%	0.0%	0.0%	0.0%	11.5%	0.0%
ZIEGLER FINANCING CORP	0.0%	0.0%	0.0%	0.0%	0.0%	0.0%	0.0%	0.0%	0.0%	0.0%	0.0%	0.0%	0.0%	0.0%

SHARE OF STATE MAP BUSINESS BY LENDER

REGION: ATLANTA											
LENDER	Alabama	Florida	Georgia	Kentucky	Mississippi	North Carolina	Puerto Rico	South Carolina	Tennessee	Virgin Islands	
RED MORTGAGE CAPITAL	0.0%	2.4%	7.1%	20.0%	0.0%	9.8%	0.0%	0.0%	7.1%	0.0%	
ACRE CAPITAL LLC	0.0%	0.0%	0.0%	0.0%	0.0%	0.0%	0.0%	0.0%	0.0%	0.0%	
AGM FINANCIAL SERVICES	0.0%	0.0%	10.7%	0.0%	0.0%	0.0%	0.0%	7.1%	0.0%	0.0%	
ARBOR COMMERCIAL MTGE	0.0%	0.0%	0.0%	0.0%	0.0%	0.0%	42.9%	0.0%	0.0%	0.0%	
ARMSTRONG MORTGAGE	0.0%	0.0%	0.0%	0.0%	0.0%	0.0%	0.0%	0.0%	0.0%	0.0%	
BANK OF AMERICA NA	0.0%	0.0%	0.0%	0.0%	0.0%	0.0%	0.0%	0.0%	0.0%	0.0%	
BEDFORD LENDING CORP	0.0%	0.0%	0.0%	0.0%	0.0%	0.0%	0.0%	0.0%	0.0%	0.0%	
BELLWETHER REAL EST CAPITAL	15.4%	2.4%	3.6%	0.0%	0.0%	2.0%	0.0%	0.0%	0.0%	0.0%	
BERKADIA COMMERCIAL MTG	7.7%	19.5%	0.0%	0.0%	16.7%	17.6%	0.0%	21.4%	0.0%	0.0%	
BERKELEY POINT CAPITAL LLC	0.0%	0.0%	0.0%	0.0%	0.0%	0.0%	0.0%	0.0%	0.0%	0.0%	
BONNEVILLE MORTGAGE CO	0.0%	0.0%	0.0%	0.0%	0.0%	0.0%	0.0%	0.0%	0.0%	0.0%	
CAPITAL FUNDING LLC	0.0%	0.0%	0.0%	0.0%	0.0%	0.0%	0.0%	0.0%	0.0%	0.0%	
CAPITAL ONE MF FINANCE LLC	7.7%	2.4%	3.6%	0.0%	0.0%	2.0%	0.0%	7.1%	0.0%	0.0%	
CBRE HMF INC	0.0%	4.9%	3.6%	0.0%	0.0%	0.0%	0.0%	14.3%	0.0%	0.0%	
CENTENNIAL MORTGAGE	7.7%	0.0%	0.0%	0.0%	0.0%	0.0%	0.0%	7.1%	0.0%	0.0%	
CENTURY HEALTH CAPITAL	0.0%	0.0%	0.0%	0.0%	0.0%	0.0%	0.0%	0.0%	0.0%	0.0%	
CHAMBERS BANK	0.0%	0.0%	0.0%	0.0%	0.0%	0.0%	0.0%	0.0%	0.0%	0.0%	
CHURCHILL MORTGAGE INVMT LLC	0.0%	0.0%	0.0%	0.0%	0.0%	2.0%	0.0%	0.0%	0.0%	0.0%	
COLUMBIA NATL REAL ESTATE	0.0%	0.0%	0.0%	0.0%	0.0%	0.0%	0.0%	0.0%	0.0%	0.0%	
COOPERATIVE HSG RESOURCES	0.0%	0.0%	0.0%	0.0%	0.0%	0.0%	0.0%	0.0%	0.0%	0.0%	
COSMOPOLITAN CAPITAL FUNDING, LLC	0.0%	0.0%	0.0%	0.0%	0.0%	0.0%	0.0%	0.0%	0.0%	0.0%	
CRAIN MORTGAGE GROUP, LLC	0.0%	0.0%	0.0%	0.0%	0.0%	0.0%	0.0%	0.0%	0.0%	0.0%	
DAVIS-PENN MTGE	0.0%	0.0%	3.6%	0.0%	0.0%	0.0%	0.0%	0.0%	0.0%	0.0%	
DOUGHERTY MORTGAGE LLC	0.0%	2.4%	0.0%	0.0%	0.0%	0.0%	0.0%	0.0%	0.0%	0.0%	
DRAPER & KRAMER COMCL MTGE	0.0%	0.0%	0.0%	0.0%	0.0%	0.0%	0.0%	0.0%	0.0%	0.0%	
DWIGHT CAPITAL LLC	7.7%	2.4%	0.0%	10.0%	0.0%	11.8%	0.0%	0.0%	0.0%	0.0%	
EASTERN MORTGAGE CAPITAL LLC	0.0%	2.4%	0.0%	0.0%	0.0%	0.0%	0.0%	0.0%	0.0%	0.0%	
FIRST AMERICAN CAPITAL GRP	0.0%	0.0%	0.0%	0.0%	0.0%	0.0%	0.0%	0.0%	0.0%	0.0%	
FIRST HSG DEVMT CORP OF FL	0.0%	4.9%	0.0%	0.0%	0.0%	0.0%	0.0%	0.0%	0.0%	0.0%	
FOREST CITY CAPITAL CORP	0.0%	0.0%	0.0%	0.0%	0.0%	0.0%	0.0%	0.0%	0.0%	0.0%	
GERSHMAN INVESTMENT	0.0%	0.0%	0.0%	0.0%	0.0%	0.0%	0.0%	0.0%	0.0%	0.0%	
GRANDBRIDGE REAL ESTATE CAP	0.0%	0.0%	0.0%	0.0%	0.0%	0.0%	0.0%	0.0%	0.0%	0.0%	
GREAT LAKES FINANCIAL GRP	0.0%	0.0%	0.0%	0.0%	0.0%	0.0%	0.0%	0.0%	0.0%	0.0%	
GREYSTONE FUNDING CORP (GREYSTONE SERVICING)	7.7%	17.1%	7.1%	20.0%	33.3%	2.0%	0.0%	0.0%	25.0%	0.0%	
HAMPDEN PARK CAPITAL, LLC	0.0%	0.0%	0.0%	0.0%	0.0%	0.0%	0.0%	0.0%	0.0%	0.0%	
HFC FUNDING CORP	0.0%	4.9%	0.0%	0.0%	16.7%	0.0%	0.0%	0.0%	0.0%	0.0%	
HIGHLAND COMMERCIAL MTGE	25.1%	9.8%	17.9%	0.0%	16.7%	0.0%	0.0%	14.3%	7.1%	0.0%	
HOUSING & HEALTHCARE FINC	0.0%	0.0%	0.0%	0.0%	0.0%	0.0%	0.0%	0.0%	0.0%	0.0%	
JONES LANG LASALLE MULTIFAMILY, LLC	0.0%	4.9%	17.9%	0.0%	0.0%	2.0%	0.0%	0.0%	0.0%	0.0%	
JS MULTICAPITAL CORP	0.0%	0.0%	0.0%	0.0%	0.0%	0.0%	0.0%	0.0%	0.0%	0.0%	
KEYBANK NA	0.0%	2.4%	0.0%	0.0%	0.0%	2.0%	0.0%	0.0%	0.0%	0.0%	
LANCASTER POLLARD MTGE CO	0.0%	2.4%	0.0%	0.0%	0.0%	0.0%	0.0%	0.0%	0.0%	0.0%	
LAY COMMERCIAL MTGE LLC	0.0%	0.0%	0.0%	0.0%	0.0%	0.0%	0.0%	0.0%	0.0%	0.0%	
LOVE FUNDING CORP	15.4%	7.3%	0.0%	30.0%	0.0%	9.8%	28.6%	0.0%	10.7%	0.0%	
M & T REALTY CORP	0.0%	0.0%	0.0%	0.0%	0.0%	0.0%	0.0%	0.0%	0.0%	0.0%	
MASON JOSEPH COMPANY INC	0.0%	0.0%	0.0%	0.0%	0.0%	0.0%	0.0%	0.0%	0.0%	0.0%	
MASSACHUSETTS HOUSING PARTNERSHIP	0.0%	0.0%	0.0%	0.0%	0.0%	0.0%	0.0%	0.0%	0.0%	0.0%	
METROPOLITAN FUNDING CORP	0.0%	0.0%	0.0%	0.0%	0.0%	0.0%	0.0%	0.0%	0.0%	0.0%	
MUSA FINANCIAL LLC	0.0%	0.0%	0.0%	0.0%	0.0%	0.0%	0.0%	0.0%	0.0%	0.0%	
NORTHMARQ FINANCE LLC	0.0%	0.0%	7.1%	0.0%	0.0%	0.0%	0.0%	0.0%	0.0%	0.0%	
NORTHPOINT CAPITAL LLC	0.0%	0.0%	0.0%	0.0%	0.0%	0.0%	0.0%	0.0%	0.0%	0.0%	
OPPENHEIMER MF HSG & HCARE	0.0%	0.0%	0.0%	0.0%	0.0%	2.0%	0.0%	0.0%	3.6%	0.0%	
P/R MTGE & INVEST CORP	0.0%	0.0%	0.0%	0.0%	0.0%	9.8%	0.0%	0.0%	0.0%	0.0%	
PARAGON MORTGAGE	0.0%	0.0%	0.0%	0.0%	0.0%	0.0%	0.0%	0.0%	0.0%	0.0%	
PILLAR CAPITAL FINANCE LLC	0.0%	0.0%	0.0%	0.0%	0.0%	0.0%	0.0%	0.0%	0.0%	0.0%	
PNC BANK NA	0.0%	0.0%	0.0%	0.0%	0.0%	0.0%	0.0%	0.0%	0.0%	0.0%	
PRUDENTIAL HUNTOON PAIGE	0.0%	2.4%	0.0%	0.0%	16.7%	2.0%	0.0%	14.3%	0.0%	0.0%	
REGIONS BANK	0.0%	0.0%	3.6%	0.0%	0.0%	17.6%	0.0%	0.0%	3.6%	0.0%	
RICHMAC FUNDING LLC	0.0%	0.0%	0.0%	0.0%	0.0%	0.0%	14.3%	0.0%	0.0%	0.0%	
ROCKHALL FUNDING CORP	0.0%	0.0%	0.0%	0.0%	0.0%	0.0%	14.3%	0.0%	0.0%	0.0%	
ROCKPORT MORTGAGE	0.0%	0.0%	0.0%	0.0%	0.0%	0.0%	0.0%	0.0%	0.0%	0.0%	
SIMS MORTGAGE FUNDING	0.0%	0.0%	0.0%	0.0%	0.0%	0.0%	0.0%	0.0%	0.0%	0.0%	
WALKER AND DUNLOP LLC	0.0%	2.4%	10.7%	20.0%	0.0%	2.0%	0.0%	14.3%	42.9%	0.0%	
WELLS FARGO BANK NA	7.7%	2.4%	3.6%	0.0%	0.0%	7.8%	0.0%	0.0%	0.0%	0.0%	
ZIEGLER FINANCING CORP	0.0%	0.0%	0.0%	0.0%	0.0%	0.0%	0.0%	0.0%	0.0%	0.0%	

SHARE OF STATE MAP BUSINESS BY LENDER

REGION: CHICAGO							
LENDER	Illinois	Indiana	Michigan	Minnesota	Ohio	Wisconsin	
RED MORTGAGE CAPITAL	3.2%	0.0%	0.0%	0.0%	33.3%	0.0%	
ACRE CAPITAL LLC	0.0%	0.0%	0.0%	0.0%	0.0%	0.0%	
AGM FINANCIAL SERVICES	0.0%	0.0%	0.0%	0.0%	0.0%	0.0%	
ARBOR COMMERCIAL MTGE	0.0%	0.0%	2.3%	0.0%	0.0%	0.0%	
ARMSTRONG MORTGAGE	0.0%	0.0%	0.0%	0.0%	2.6%	0.0%	
BANK OF AMERICA NA	0.0%	0.0%	0.0%	0.0%	0.0%	0.0%	
BEDFORD LENDING CORP	0.0%	0.0%	0.0%	0.0%	0.0%	0.0%	
BELLWETHER REAL EST CAPITAL	6.5%	2.9%	0.0%	0.0%	7.7%	0.0%	
BERKADIA COMMERCIAL MTG	12.9%	8.8%	18.2%	0.0%	0.0%	16.7%	
BERKELEY POINT CAPITAL LLC	0.0%	0.0%	4.5%	0.0%	0.0%	0.0%	
BONNEVILLE MORTGAGE CO	0.0%	0.0%	0.0%	0.0%	0.0%	0.0%	
CAPITAL FUNDING LLC	0.0%	0.0%	0.0%	0.0%	0.0%	0.0%	
CAPITAL ONE MF FINANCE LLC	0.0%	0.0%	0.0%	0.0%	0.0%	0.0%	
CBRE HMF INC	0.0%	0.0%	0.0%	6.3%	0.0%	0.0%	
CENTENNIAL MORTGAGE	3.2%	2.9%	0.0%	0.0%	0.0%	8.3%	
CENTURY HEALTH CAPITAL	0.0%	0.0%	0.0%	0.0%	0.0%	0.0%	
CHAMBERS BANK	0.0%	0.0%	0.0%	0.0%	0.0%	0.0%	
CHURCHILL MORTGAGE INVMT LLC	0.0%	0.0%	0.0%	0.0%	0.0%	0.0%	
COLUMBIA NATL REAL ESTATE	0.0%	0.0%	0.0%	0.0%	0.0%	0.0%	
COOPERATIVE HSG RESOURCES	0.0%	0.0%	0.0%	3.1%	0.0%	8.3%	
COSMOPOLITAN CAPITAL FUNDING, LLC	0.0%	0.0%	2.3%	0.0%	0.0%	0.0%	
CRAIN MORTGAGE GROUP, LLC	0.0%	0.0%	0.0%	0.0%	0.0%	0.0%	
DAVIS-PENN MTGE	0.0%	0.0%	0.0%	3.1%	0.0%	0.0%	
DOUGHERTY MORTGAGE LLC	0.0%	0.0%	0.0%	28.1%	0.0%	0.0%	
DRAPER & KRAMER COMCL MTGE	25.8%	14.7%	0.0%	0.0%	0.0%	25.0%	
DWIGHT CAPITAL LLC	3.2%	0.0%	0.0%	0.0%	2.6%	0.0%	
EASTERN MORTGAGE CAPITAL LLC	3.2%	0.0%	2.3%	0.0%	0.0%	0.0%	
FIRST AMERICAN CAPITAL GRP	0.0%	0.0%	0.0%	0.0%	0.0%	0.0%	
FIRST HSG DEVMT CORP OF FL	0.0%	0.0%	0.0%	0.0%	0.0%	0.0%	
FOREST CITY CAPITAL CORP	3.2%	0.0%	0.0%	0.0%	12.8%	0.0%	
GERSHMAN INVESTMENT	3.2%	0.0%	0.0%	12.5%	0.0%	0.0%	
GRANDBRIDGE REAL ESTATE CAP	0.0%	0.0%	0.0%	0.0%	2.6%	0.0%	
GREAT LAKES FINANCIAL GRP	0.0%	0.0%	4.5%	0.0%	2.6%	0.0%	
GREYSTONE FUNDING CORP (GREYSTONE SERVICING)	6.5%	5.9%	13.6%	0.0%	5.1%	0.0%	
HAMPDEN PARK CAPITAL, LLC	0.0%	2.9%	0.0%	0.0%	0.0%	0.0%	
HFC FUNDING CORP	0.0%	0.0%	0.0%	0.0%	0.0%	0.0%	
HIGHLAND COMMERCIAL MTGE	0.0%	0.0%	0.0%	0.0%	0.0%	0.0%	
HOUSING & HEALTHCARE FINC	0.0%	0.0%	0.0%	0.0%	0.0%	0.0%	
JONES LANG LASALLE MULTIFAMILY, LLC	0.0%	0.0%	0.0%	31.3%	2.6%	0.0%	
JS MULTICAPITAL CORP	0.0%	0.0%	0.0%	0.0%	2.6%	0.0%	
KEYBANK NA	0.0%	0.0%	2.3%	0.0%	2.6%	0.0%	
LANCASTER POLLARD MTGE CO	0.0%	2.9%	0.0%	0.0%	7.7%	0.0%	
LAY COMMERCIAL MTGE LLC	0.0%	0.0%	0.0%	0.0%	0.0%	0.0%	
LOVE FUNDING CORP	3.2%	2.9%	11.4%	6.3%	2.6%	8.3%	
M & T REALTY CORP	0.0%	0.0%	0.0%	0.0%	0.0%	0.0%	
MASON JOSEPH COMPANY INC	0.0%	0.0%	0.0%	0.0%	0.0%	0.0%	
MASSACHUSETTS HOUSING PARTNERSHIP	0.0%	0.0%	0.0%	0.0%	0.0%	0.0%	
METROPOLITAN FUNDING CORP	0.0%	0.0%	0.0%	0.0%	0.0%	0.0%	
MUSA FINANCIAL LLC	0.0%	0.0%	0.0%	0.0%	0.0%	0.0%	
NORTHMARQ FINANCE LLC	0.0%	0.0%	0.0%	0.0%	0.0%	0.0%	
NORTHPOINT CAPITAL LLC	0.0%	0.0%	6.8%	0.0%	0.0%	0.0%	
OPPENHEIMER MF HSG & HCARE	0.0%	0.0%	0.0%	0.0%	0.0%	0.0%	
P/R MTGE & INVEST CORP	16.1%	52.9%	4.5%	0.0%	10.3%	8.3%	
PARAGON MORTGAGE	0.0%	0.0%	0.0%	0.0%	0.0%	0.0%	
PILLAR CAPITAL FINANCE LLC	0.0%	2.9%	18.2%	3.1%	0.0%	0.0%	
PNC BANK NA	0.0%	0.0%	0.0%	0.0%	0.0%	0.0%	
PRUDENTIAL HUNTOON PAIGE	3.2%	0.0%	0.0%	0.0%	0.0%	0.0%	
REGIONS BANK	0.0%	0.0%	0.0%	0.0%	0.0%	0.0%	
RICHMAC FUNDING LLC	0.0%	0.0%	0.0%	0.0%	0.0%	0.0%	
ROCKHALL FUNDING CORP	0.0%	0.0%	4.5%	6.3%	0.0%	0.0%	
ROCKPORT MORTGAGE	0.0%	0.0%	0.0%	0.0%	0.0%	8.3%	
SIMS MORTGAGE FUNDING	0.0%	0.0%	0.0%	0.0%	0.0%	0.0%	
WALKER AND DUNLOP LLC	6.5%	0.0%	4.5%	0.0%	0.0%	16.7%	
WELLS FARGO BANK NA	0.0%	0.0%	0.0%	0.0%	2.6%	0.0%	
ZIEGLER FINANCING CORP	0.0%	0.0%	0.0%	0.0%	0.0%	0.0%	

SHARE OF STATE MAP BUSINESS BY LENDER

REGION: FORT WORTH									
LENDER	Arkansas	Iowa	Kansas	Louisiana	Missouri	Nebraska	New Mexico	Oklahoma	Texas
RED MORTGAGE CAPITAL	0.0%	0.0%	0.0%	0.0%	0.0%	0.0%	0.0%	12.5%	3.0%
ACRE CAPITAL LLC	0.0%	0.0%	0.0%	0.0%	0.0%	0.0%	0.0%	0.0%	0.0%
AGM FINANCIAL SERVICES	0.0%	0.0%	0.0%	0.0%	9.1%	0.0%	0.0%	0.0%	0.0%
ARBOR COMMERCIAL MTGE	0.0%	0.0%	0.0%	0.0%	0.0%	0.0%	0.0%	0.0%	1.0%
ARMSTRONG MORTGAGE	0.0%	0.0%	0.0%	0.0%	0.0%	0.0%	0.0%	0.0%	0.0%
BANK OF AMERICA NA	0.0%	0.0%	0.0%	0.0%	0.0%	0.0%	0.0%	0.0%	0.0%
BEDFORD LENDING CORP	0.0%	0.0%	0.0%	0.0%	0.0%	0.0%	0.0%	0.0%	0.0%
BELLWETHER REAL EST CAPITAL	0.0%	0.0%	0.0%	9.1%	0.0%	0.0%	0.0%	0.0%	1.0%
BERKADIA COMMERCIAL MTG	0.0%	0.0%	0.0%	0.0%	0.0%	0.0%	0.0%	12.5%	8.9%
BERKELEY POINT CAPITAL LLC	0.0%	0.0%	0.0%	0.0%	0.0%	0.0%	0.0%	0.0%	0.0%
BONNEVILLE MORTGAGE CO	0.0%	0.0%	0.0%	0.0%	0.0%	0.0%	0.0%	0.0%	2.0%
CAPITAL FUNDING LLC	0.0%	0.0%	0.0%	0.0%	0.0%	0.0%	0.0%	0.0%	0.0%
CAPITAL ONE MF FINANCE LLC	0.0%	0.0%	0.0%	0.0%	0.0%	0.0%	0.0%	0.0%	1.0%
CBRE HMF INC	0.0%	0.0%	0.0%	0.0%	0.0%	0.0%	25.0%	12.5%	3.0%
CENTENNIAL MORTGAGE	0.0%	0.0%	0.0%	4.5%	0.0%	0.0%	0.0%	0.0%	7.9%
CENTURY HEALTH CAPITAL	0.0%	0.0%	0.0%	0.0%	0.0%	0.0%	0.0%	0.0%	0.0%
CHAMBERS BANK	30.0%	0.0%	0.0%	0.0%	0.0%	0.0%	0.0%	0.0%	0.0%
CHURCHILL MORTGAGE INVMT LLC	0.0%	0.0%	0.0%	0.0%	0.0%	0.0%	0.0%	0.0%	0.0%
COLUMBIA NATL REAL ESTATE	0.0%	0.0%	0.0%	0.0%	0.0%	0.0%	0.0%	0.0%	0.0%
COOPERATIVE HSG RESOURCES	0.0%	0.0%	0.0%	0.0%	0.0%	0.0%	0.0%	0.0%	0.0%
COSMOPOLITAN CAPITAL FUNDING, LLC	0.0%	0.0%	0.0%	0.0%	0.0%	0.0%	0.0%	0.0%	0.0%
CRAIN MORTGAGE GROUP, LLC	0.0%	0.0%	0.0%	0.0%	0.0%	0.0%	0.0%	12.5%	3.0%
DAVIS-PENN MTGE	0.0%	0.0%	0.0%	0.0%	0.0%	0.0%	0.0%	0.0%	2.0%
DOUGHERTY MORTGAGE LLC	0.0%	10.0%	25.0%	13.6%	9.1%	0.0%	25.0%	0.0%	6.9%
DRAPER & KRAMER COMCL MTGE	0.0%	0.0%	0.0%	0.0%	0.0%	0.0%	0.0%	0.0%	0.0%
DWIGHT CAPITAL LLC	10.0%	0.0%	0.0%	4.5%	0.0%	0.0%	0.0%	0.0%	10.9%
EASTERN MORTGAGE CAPITAL LLC	0.0%	0.0%	0.0%	0.0%	0.0%	0.0%	0.0%	0.0%	0.0%
FIRST AMERICAN CAPITAL GRP	10.0%	0.0%	0.0%	0.0%	0.0%	0.0%	0.0%	0.0%	2.0%
FIRST HSG DEVMT CORP OF FL	0.0%	0.0%	0.0%	0.0%	0.0%	0.0%	0.0%	0.0%	0.0%
FOREST CITY CAPITAL CORP	0.0%	0.0%	0.0%	0.0%	0.0%	0.0%	0.0%	0.0%	0.0%
GERSHMAN INVESTMENT	0.0%	10.0%	25.0%	0.0%	36.4%	0.0%	0.0%	12.5%	0.0%
GRANDBRIDGE REAL ESTATE CAP	0.0%	10.0%	0.0%	0.0%	0.0%	0.0%	0.0%	0.0%	0.0%
GREAT LAKES FINANCIAL GRP	0.0%	0.0%	0.0%	0.0%	0.0%	0.0%	0.0%	0.0%	0.0%
GREYSTONE FUNDING CORP (GREYSTONE SERVICING)	0.0%	0.0%	0.0%	27.3%	0.0%	0.0%	0.0%	0.0%	8.9%
HAMPDEN PARK CAPITAL, LLC	0.0%	0.0%	0.0%	0.0%	0.0%	0.0%	0.0%	0.0%	0.0%
HFC FUNDING CORP	0.0%	0.0%	0.0%	0.0%	0.0%	0.0%	0.0%	0.0%	0.0%
HIGHLAND COMMERCIAL MTGE	0.0%	0.0%	0.0%	13.6%	0.0%	0.0%	0.0%	12.5%	1.0%
HOUSING & HEALTHCARE FINC	0.0%	0.0%	0.0%	0.0%	0.0%	0.0%	0.0%	0.0%	0.0%
JONES LANG LASALLE MULTIFAMILY, LLC	0.0%	10.0%	0.0%	0.0%	0.0%	0.0%	0.0%	0.0%	0.0%
JS MULTICAPITAL CORP	0.0%	0.0%	0.0%	0.0%	0.0%	0.0%	0.0%	0.0%	0.0%
KEYBANK NA	0.0%	0.0%	0.0%	0.0%	0.0%	0.0%	0.0%	12.5%	0.0%
LANCASTER POLLARD MTGE CO	0.0%	0.0%	25.0%	0.0%	0.0%	0.0%	0.0%	0.0%	0.0%
LAY COMMERCIAL MTGE LLC	10.0%	0.0%	0.0%	0.0%	0.0%	0.0%	0.0%	0.0%	0.0%
LOVE FUNDING CORP	0.0%	0.0%	0.0%	0.0%	27.3%	0.0%	0.0%	12.5%	6.9%
M & T REALTY CORP	0.0%	0.0%	0.0%	0.0%	0.0%	0.0%	0.0%	0.0%	0.0%
MASON JOSEPH COMPANY INC	0.0%	0.0%	0.0%	0.0%	0.0%	0.0%	0.0%	0.0%	11.9%
MASSACHUSETTS HOUSING PARTNERSHIP	0.0%	0.0%	0.0%	0.0%	0.0%	0.0%	0.0%	0.0%	0.0%
METROPOLITAN FUNDING CORP	0.0%	0.0%	0.0%	0.0%	0.0%	0.0%	0.0%	0.0%	0.0%
MUSA FINANCIAL LLC	0.0%	0.0%	0.0%	0.0%	0.0%	0.0%	0.0%	0.0%	1.0%
NORTHMARQ FINANCE LLC	0.0%	50.0%	25.0%	0.0%	0.0%	50.0%	0.0%	0.0%	1.0%
NORTHPOINT CAPITAL LLC	0.0%	0.0%	0.0%	0.0%	0.0%	0.0%	0.0%	0.0%	0.0%
OPPENHEIMER MF HSG & HCARE	10.0%	0.0%	0.0%	0.0%	9.1%	0.0%	0.0%	0.0%	3.0%
P/R MTGE & INVEST CORP	0.0%	0.0%	0.0%	0.0%	0.0%	0.0%	0.0%	0.0%	2.0%
PARAGON MORTGAGE	0.0%	0.0%	0.0%	0.0%	0.0%	0.0%	50.0%	0.0%	0.0%
PILLAR CAPITAL FINANCE LLC	0.0%	0.0%	0.0%	0.0%	0.0%	0.0%	0.0%	0.0%	1.0%
PNC BANK NA	0.0%	0.0%	0.0%	0.0%	9.1%	50.0%	0.0%	0.0%	2.0%
PRUDENTIAL HUNTOON PAIGE	10.0%	0.0%	0.0%	9.1%	0.0%	0.0%	0.0%	0.0%	0.0%
REGIONS BANK	0.0%	0.0%	0.0%	4.5%	0.0%	0.0%	0.0%	0.0%	0.0%
RICHMAC FUNDING LLC	0.0%	0.0%	0.0%	0.0%	0.0%	0.0%	0.0%	0.0%	0.0%
ROCKHALL FUNDING CORP	0.0%	0.0%	0.0%	0.0%	0.0%	0.0%	0.0%	0.0%	0.0%
ROCKPORT MORTGAGE	0.0%	0.0%	0.0%	0.0%	0.0%	0.0%	0.0%	0.0%	0.0%
SIMS MORTGAGE FUNDING	0.0%	0.0%	0.0%	0.0%	0.0%	0.0%	0.0%	0.0%	0.0%
WALKER AND DUNLOP LLC	20.0%	10.0%	0.0%	9.1%	0.0%	0.0%	0.0%	0.0%	6.9%
WELLS FARGO BANK NA	0.0%	0.0%	0.0%	4.5%	0.0%	0.0%	0.0%	0.0%	2.0%
ZIEGLER FINANCING CORP	0.0%	0.0%	0.0%	0.0%	0.0%	0.0%	0.0%	0.0%	0.0%

SHARE OF STATE MAP BUSINESS BY LENDER

REGION: SAN FRANCISCO														
LENDER	Alaska	Arizona	California	Colorado	Hawaii	Idaho	Montana	Nevada	North Dakota	Oregon	South Dakota	Utah	Washington	Wyoming
RED MORTGAGE CAPITAL	0.0%	0.0%	23.3%	0.0%	0.0%	33.3%	0.0%	11.1%	0.0%	0.0%	0.0%	12.5%	0.0%	0.0%
ACRE CAPITAL LLC	0.0%	0.0%	0.0%	0.0%	0.0%	0.0%	0.0%	0.0%	0.0%	11.8%	0.0%	0.0%	10.0%	0.0%
AGM FINANCIAL SERVICES	0.0%	0.0%	0.0%	0.0%	0.0%	0.0%	0.0%	0.0%	0.0%	0.0%	0.0%	0.0%	0.0%	0.0%
ARBOR COMMERCIAL MTGE	0.0%	0.0%	3.3%	0.0%	0.0%	0.0%	0.0%	0.0%	0.0%	0.0%	0.0%	0.0%	0.0%	0.0%
ARMSTRONG MORTGAGE	0.0%	0.0%	0.0%	0.0%	0.0%	0.0%	0.0%	0.0%	0.0%	0.0%	0.0%	0.0%	0.0%	0.0%
BANK OF AMERICA NA	0.0%	0.0%	0.0%	0.0%	0.0%	0.0%	0.0%	0.0%	0.0%	0.0%	0.0%	0.0%	0.0%	0.0%
BEDFORD LENDING CORP	0.0%	0.0%	0.0%	0.0%	0.0%	33.3%	0.0%	0.0%	0.0%	0.0%	0.0%	0.0%	0.0%	0.0%
BELLWETHER REAL EST CAPITAL	0.0%	0.0%	0.0%	0.0%	0.0%	0.0%	0.0%	0.0%	0.0%	0.0%	0.0%	0.0%	0.0%	0.0%
BERKADIA COMMERCIAL MTG	0.0%	16.7%	0.0%	0.0%	0.0%	0.0%	0.0%	0.0%	0.0%	5.9%	14.3%	0.0%	0.0%	0.0%
BERKELEY POINT CAPITAL LLC	0.0%	0.0%	3.3%	50.0%	0.0%	0.0%	0.0%	0.0%	0.0%	0.0%	0.0%	0.0%	0.0%	0.0%
BONNEVILLE MORTGAGE CO	0.0%	0.0%	0.0%	0.0%	0.0%	0.0%	0.0%	0.0%	0.0%	0.0%	0.0%	12.5%	0.0%	0.0%
CAPITAL FUNDING LLC	0.0%	0.0%	0.0%	0.0%	0.0%	0.0%	0.0%	0.0%	0.0%	0.0%	28.6%	0.0%	0.0%	0.0%
CAPITAL ONE MF FINANCE LLC	0.0%	0.0%	0.0%	0.0%	0.0%	0.0%	0.0%	0.0%	0.0%	0.0%	0.0%	0.0%	0.0%	0.0%
CBRE HMF INC	0.0%	33.3%	3.3%	0.0%	0.0%	0.0%	0.0%	0.0%	0.0%	0.0%	0.0%	0.0%	20.0%	0.0%
CENTENNIAL MORTGAGE	0.0%	0.0%	6.7%	0.0%	0.0%	0.0%	0.0%	11.1%	0.0%	11.8%	14.3%	0.0%	30.0%	0.0%
CENTURY HEALTH CAPITAL	0.0%	0.0%	0.0%	0.0%	0.0%	0.0%	0.0%	0.0%	0.0%	0.0%	0.0%	0.0%	0.0%	0.0%
CHAMBERS BANK	0.0%	0.0%	0.0%	0.0%	0.0%	0.0%	0.0%	0.0%	0.0%	0.0%	0.0%	0.0%	0.0%	0.0%
CHURCHILL MORTGAGE INVMT LLC	0.0%	0.0%	0.0%	0.0%	0.0%	0.0%	0.0%	0.0%	0.0%	0.0%	0.0%	0.0%	0.0%	0.0%
COLUMBIA NATL REAL ESTATE	0.0%	0.0%	0.0%	0.0%	0.0%	0.0%	0.0%	0.0%	0.0%	0.0%	0.0%	12.5%	10.0%	100.0%
COOPERATIVE HSG RESOURCES	0.0%	0.0%	0.0%	0.0%	0.0%	0.0%	0.0%	0.0%	0.0%	0.0%	0.0%	0.0%	0.0%	0.0%
COSMOPOLITAN CAPITAL FUNDING, LLC	0.0%	0.0%	0.0%	0.0%	0.0%	0.0%	0.0%	11.1%	0.0%	0.0%	0.0%	0.0%	0.0%	0.0%
CRAIN MORTGAGE GROUP, LLC	0.0%	0.0%	0.0%	0.0%	0.0%	0.0%	0.0%	0.0%	0.0%	0.0%	0.0%	0.0%	0.0%	0.0%
DAVIS-PENN MTGE	0.0%	0.0%	0.0%	0.0%	100.0%	0.0%	0.0%	0.0%	0.0%	0.0%	0.0%	0.0%	0.0%	0.0%
DOUGHERTY MORTGAGE LLC	0.0%	0.0%	3.3%	0.0%	0.0%	0.0%	0.0%	0.0%	0.0%	0.0%	0.0%	0.0%	0.0%	0.0%
DRAPER & KRAMER COMCL MTGE	0.0%	0.0%	0.0%	50.0%	0.0%	0.0%	0.0%	0.0%	0.0%	0.0%	0.0%	0.0%	0.0%	0.0%
DWIGHT CAPITAL LLC	0.0%	0.0%	6.7%	0.0%	0.0%	33.3%	40.0%	22.2%	0.0%	52.9%	14.3%	37.5%	20.0%	0.0%
EASTERN MORTGAGE CAPITAL LLC	0.0%	0.0%	3.3%	0.0%	0.0%	0.0%	0.0%	0.0%	0.0%	0.0%	0.0%	0.0%	10.0%	0.0%
FIRST AMERICAN CAPITAL GRP	0.0%	0.0%	0.0%	0.0%	0.0%	0.0%	0.0%	0.0%	0.0%	0.0%	0.0%	0.0%	0.0%	0.0%
FIRST HSG DEVMT CORP OF FL	0.0%	0.0%	0.0%	0.0%	0.0%	0.0%	0.0%	0.0%	0.0%	0.0%	0.0%	0.0%	0.0%	0.0%
FOREST CITY CAPITAL CORP	0.0%	0.0%	0.0%	0.0%	0.0%	0.0%	0.0%	0.0%	0.0%	0.0%	0.0%	0.0%	0.0%	0.0%
GERSHMAN INVESTMENT	0.0%	0.0%	0.0%	0.0%	0.0%	0.0%	0.0%	0.0%	0.0%	0.0%	0.0%	0.0%	0.0%	0.0%
GRANDBRIDGE REAL ESTATE CAP	0.0%	0.0%	0.0%	0.0%	0.0%	0.0%	0.0%	0.0%	0.0%	0.0%	14.3%	0.0%	0.0%	0.0%
GREAT LAKES FINANCIAL GRP	0.0%	0.0%	0.0%	0.0%	0.0%	0.0%	0.0%	0.0%	0.0%	0.0%	0.0%	0.0%	0.0%	0.0%
GREYSTONE FUNDING CORP (GREYSTONE SERVICING)	0.0%	16.7%	6.7%	0.0%	0.0%	0.0%	0.0%	0.0%	0.0%	5.9%	0.0%	0.0%	0.0%	0.0%
HAMPDEN PARK CAPITAL, LLC	0.0%	0.0%	0.0%	0.0%	0.0%	0.0%	0.0%	0.0%	0.0%	0.0%	0.0%	0.0%	0.0%	0.0%
HFC FUNDING CORP	0.0%	0.0%	0.0%	0.0%	0.0%	0.0%	0.0%	0.0%	0.0%	0.0%	0.0%	0.0%	0.0%	0.0%
HIGHLAND COMMERCIAL MTGE	0.0%	0.0%	0.0%	0.0%	0.0%	0.0%	0.0%	11.1%	0.0%	0.0%	0.0%	0.0%	0.0%	0.0%
HOUSING & HEALTHCARE FINC	0.0%	0.0%	0.0%	0.0%	0.0%	0.0%	0.0%	0.0%	0.0%	0.0%	0.0%	0.0%	0.0%	0.0%
JONES LANG LASALLE MULTIFAMILY, LLC	0.0%	0.0%	0.0%	0.0%	0.0%	0.0%	0.0%	0.0%	0.0%	0.0%	0.0%	0.0%	0.0%	0.0%
JS MULTICAPITAL CORP	0.0%	0.0%	0.0%	0.0%	0.0%	0.0%	0.0%	0.0%	0.0%	0.0%	0.0%	0.0%	0.0%	0.0%
KEYBANK NA	0.0%	0.0%	0.0%	0.0%	0.0%	0.0%	0.0%	0.0%	0.0%	0.0%	0.0%	0.0%	0.0%	0.0%
LANCASTER POLLARD MTGE CO	0.0%	0.0%	23.3%	0.0%	0.0%	0.0%	0.0%	11.1%	0.0%	0.0%	0.0%	0.0%	0.0%	0.0%
LAY COMMERCIAL MTGE LLC	0.0%	0.0%	0.0%	0.0%	0.0%	0.0%	0.0%	0.0%	0.0%	0.0%	0.0%	0.0%	0.0%	0.0%
LOVE FUNDING CORP	0.0%	0.0%	3.3%	0.0%	0.0%	0.0%	20.0%	0.0%	0.0%	0.0%	0.0%	0.0%	0.0%	0.0%
M & T REALTY CORP	0.0%	0.0%	0.0%	0.0%	0.0%	0.0%	0.0%	0.0%	0.0%	0.0%	0.0%	0.0%	0.0%	0.0%
MASON JOSEPH COMPANY INC	0.0%	0.0%	0.0%	0.0%	0.0%	0.0%	0.0%	0.0%	0.0%	0.0%	0.0%	0.0%	0.0%	0.0%
MASSACHUSETTS HOUSING PARTNERSHIP	0.0%	0.0%	0.0%	0.0%	0.0%	0.0%	0.0%	0.0%	0.0%	0.0%	0.0%	0.0%	0.0%	0.0%
METROPOLITAN FUNDING CORP	0.0%	0.0%	0.0%	0.0%	0.0%	0.0%	0.0%	0.0%	0.0%	0.0%	0.0%	0.0%	0.0%	0.0%
MUSA FINANCIAL LLC	0.0%	0.0%	0.0%	0.0%	0.0%	0.0%	0.0%	0.0%	0.0%	0.0%	0.0%	0.0%	0.0%	0.0%
NORTHMARQ FINANCE LLC	0.0%	0.0%	0.0%	0.0%	0.0%	0.0%	0.0%	0.0%	0.0%	0.0%	0.0%	0.0%	0.0%	0.0%
NORTHPOINT CAPITAL LLC	0.0%	0.0%	0.0%	0.0%	0.0%	0.0%	0.0%	0.0%	0.0%	0.0%	0.0%	0.0%	0.0%	0.0%
OPPENHEIMER MF HSG & HCARE	0.0%	0.0%	0.0%	0.0%	0.0%	0.0%	0.0%	0.0%	0.0%	0.0%	0.0%	0.0%	0.0%	0.0%
P/R MTGE & INVEST CORP	0.0%	0.0%	0.0%	0.0%	0.0%	0.0%	0.0%	0.0%	0.0%	0.0%	0.0%	0.0%	0.0%	0.0%
PARAGON MORTGAGE	0.0%	33.3%	0.0%	0.0%	0.0%	0.0%	0.0%	11.1%	0.0%	0.0%	0.0%	0.0%	0.0%	0.0%
PILLAR CAPITAL FINANCE LLC	0.0%	0.0%	0.0%	0.0%	0.0%	0.0%	20.0%	0.0%	0.0%	0.0%	0.0%	0.0%	0.0%	0.0%
PNC BANK NA	0.0%	0.0%	3.3%	0.0%	0.0%	0.0%	0.0%	0.0%	0.0%	0.0%	0.0%	12.5%	0.0%	0.0%
PRUDENTIAL HUNTOON PAIGE	0.0%	0.0%	0.0%	0.0%	0.0%	0.0%	0.0%	0.0%	100.0%	0.0%	0.0%	0.0%	0.0%	0.0%
REGIONS BANK	0.0%	0.0%	0.0%	0.0%	0.0%	0.0%	0.0%	0.0%	0.0%	0.0%	0.0%	0.0%	0.0%	0.0%
RICHMAC FUNDING LLC	0.0%	0.0%	0.0%	0.0%	0.0%	0.0%	0.0%	0.0%	0.0%	0.0%	0.0%	0.0%	0.0%	0.0%
ROCKHALL FUNDING CORP	0.0%	0.0%	0.0%	0.0%	0.0%	0.0%	0.0%	0.0%	0.0%	0.0%	0.0%	0.0%	0.0%	0.0%
ROCKPORT MORTGAGE	0.0%	0.0%	0.0%	0.0%	0.0%	0.0%	20.0%	0.0%	0.0%	5.9%	0.0%	0.0%	0.0%	0.0%
SIMS MORTGAGE FUNDING	0.0%	0.0%	0.0%	0.0%	0.0%	0.0%	0.0%	0.0%	0.0%	0.0%	0.0%	0.0%	0.0%	0.0%
WALKER AND DUNLOP LLC	0.0%	0.0%	3.3%	0.0%	0.0%	0.0%	0.0%	0.0%	0.0%	5.9%	14.3%	0.0%	0.0%	0.0%
WELLS FARGO BANK NA	0.0%	0.0%	3.3%	0.0%	0.0%	0.0%	0.0%	11.1%	0.0%	0.0%	0.0%	12.5%	0.0%	0.0%
ZIEGLER FINANCING CORP	0.0%	0.0%	3.3%	0.0%	0.0%	0.0%	0.0%	0.0%	0.0%	0.0%	0.0%	0.0%	0.0%	0.0%

MAP FIRM COMMITMENTS BY PROGRAM & STATE

Region	State	a7	223f	NC/SR	241a	TOTAL
NEW YORK CITY	Connecticut	0	4	0	0	4
	Delaware	0	0	1	0	1
	District Of Columbia	3	1	2	1	7
	Maine	0	1	1	0	2
	Maryland	3	8	20	0	31
	Massachusetts	3	24	1	0	28
	New Hampshire	1	0	0	0	1
	New Jersey	2	4	3	0	9
	New York	0	13	0	0	13
	Pennsylvania	1	7	2	0	10
	Rhode Island	2	2	0	0	4
	Vermont	0	0	0	0	0
	Virginia	2	15	9	0	26
	West Virginia	0	1	0	0	1
ATLANTA	Alabama	4	8	1	0	13
	Florida	4	25	12	0	41
	Georgia	3	16	9	0	28
	Kentucky	4	3	2	1	10
	Mississippi	2	3	1	0	6
	North Carolina	19	24	8	0	51
	Puerto Rico	2	5	0	0	7
	South Carolina	2	5	7	0	14
	Tennessee	10	5	13	0	28
	Virgin Islands	0	0	0	0	0
CHICAGO	Illinois	1	25	5	0	31
	Indiana	5	26	3	0	34
	Michigan	6	35	2	1	44
	Minnesota	9	12	10	1	32
	Ohio	7	21	11	0	39
	Wisconsin	2	8	1	1	12
FORT WORTH	Arkansas	2	3	5	0	10
	Iowa	1	7	2	0	10
	Kansas	0	2	2	0	4
	Louisiana	3	15	4	0	22
	Missouri	0	6	4	1	11
	Nebraska	0	2	0	0	2
	New Mexico	1	1	2	0	4
	Oklahoma	1	3	4	0	8
	Texas	23	41	37	0	101
	SAN FRANCISCO	Alaska	0	0	0	0
Arizona		1	2	2	1	6
California		4	20	6	0	30
Colorado		0	1	1	0	2
Hawaii		0	1	0	0	1
Idaho		0	1	2	0	3
Montana		3	1	1	0	5
Nevada		2	7	0	0	9
North Dakota		0	0	1	0	1
Oregon		3	12	2	0	17
South Dakota		1	6	0	0	7
Utah		1	4	3	0	8
Washington		3	6	1	0	10
Wyoming		0	2	0	0	2
TOTAL		146	444	203	7	800

This page has been intentionally left blank.

FHA Lender Ranking Summary | **FY 2016**
Chapter 3: **LEAN LENDING ACTIVITY**
BY STATE & LENDER

LEAN LOANS (FIRM COMMITMENTS) BY LENDER & PROJECT LOCATION

REGION: NEW YORK CITY															Total
LENDER	Connecticut	Delaware	District Of Columbia	Maine	Maryland	Massachusetts	New Hampshire	New Jersey	New York	Pennsylvania	Rhode Island	Vermont	Virginia	West Virginia	
RED MORTGAGE CAPITAL	0	0	0	0	0	0	0	0	0	1	0	0	0	0	1
ACRE CAPITAL LLC	0	0	0	0	0	0	0	0	0	0	0	0	0	0	0
BELLWETHER REAL EST CAPITAL	0	0	0	0	0	0	0	0	0	0	0	0	0	0	0
BERKADIA COMMERCIAL MTG	0	0	0	0	0	0	0	0	0	0	0	0	1	0	1
CAIN BROTHERS FUNDING LLC	0	0	0	0	0	0	0	1	1	0	0	0	0	0	2
CAMBRIDGE REALTY CAPITAL	0	0	0	0	0	0	0	0	0	0	0	0	0	0	0
CAPITAL FUNDING LLC	0	0	0	0	3	0	0	1	3	0	0	0	1	0	8
CAPITAL ONE MF FINANCE LLC	0	0	0	0	0	0	0	0	0	0	0	0	0	0	0
CBRE HMF INC	0	0	0	0	0	0	0	0	0	0	0	0	0	0	0
CENTENNIAL MORTGAGE	0	0	0	0	0	0	0	0	0	0	0	0	0	0	0
CENTURY HEALTH CAPITAL	0	0	0	0	0	0	0	0	2	0	0	0	0	0	2
DOUGHERTY MORTGAGE LLC	0	0	0	0	0	0	0	0	0	0	0	0	0	0	0
DWIGHT CAPITAL LLC	0	0	0	0	0	0	0	0	0	0	0	0	0	0	0
FIRST AMERICAN CAPITAL GRP	0	0	0	0	0	0	0	0	0	0	0	0	0	0	0
GERSHMAN INVESTMENT	0	0	0	0	0	0	0	0	0	0	0	0	0	0	0
GRANDBRIDGE REAL ESTATE CAP	0	0	0	0	0	0	0	0	0	0	0	0	1	0	1
GREAT LAKES FINANCIAL GRP	0	0	0	0	0	0	0	0	0	0	0	0	0	0	0
GREYSTONE FUNDING CORP (GREYSTONE SERVICING)	0	0	0	0	0	0	0	0	1	0	0	1	0	0	2
HOUSING & HEALTHCARE FINC	0	0	0	0	1	1	0	8	3	2	0	0	0	0	15
JONES LANG LASALLE MULTIFAMILY, LLC	0	0	0	0	0	0	0	0	0	0	0	0	0	0	0
KEYBANK NA	0	0	0	4	0	0	0	1	1	0	0	0	0	1	7
LANCASTER POLLARD MTGE CO	1	0	0	1	0	0	0	1	3	2	0	0	3	6	17
LINKS MORTGAGE CORP	0	0	0	0	0	0	0	0	0	0	0	0	1	0	1
LOVE FUNDING CORP	0	0	0	0	0	0	0	0	0	0	0	0	0	0	0
M & T REALTY CORP	2	0	0	0	0	1	0	3	1	0	0	0	1	0	8
OPPENHEIMER MF HSG & HCARE	0	0	0	0	0	0	0	0	0	0	0	0	0	0	0
P/R MTGE & INVEST CORP	0	0	0	0	0	0	0	0	0	0	0	0	0	0	0
PILLAR CAPITAL FINANCE LLC	0	0	0	0	0	0	0	0	1	0	0	0	2	0	3
PINEVIEW CAPITAL GROUP, INC.	0	0	0	0	0	0	0	0	0	0	0	0	0	0	0
REGIONS BANK	0	0	0	0	0	0	0	0	0	0	0	0	0	0	0
ROCKHALL FUNDING CORP	0	0	0	0	0	0	0	0	0	0	0	2	0	0	2
ROCKPORT MORTGAGE	0	0	0	0	0	2	0	0	0	0	0	0	0	0	2
SIMS MORTGAGE FUNDING	0	0	0	0	0	0	0	0	0	0	2	0	0	0	2
WALKER AND DUNLOP LLC	0	0	0	0	0	0	0	0	0	0	0	0	0	0	0
ZIEGLER FINANCING CORP	0	0	0	0	0	0	0	0	0	0	0	0	0	0	0
TOTAL	3	0	0	5	4	4	0	15	16	5	2	3	10	7	74

LEAN LOANS (FIRM COMMITMENTS) BY LENDER & PROJECT LOCATION

REGION: ATLANTA											
LENDER	Alabama	Florida	Georgia	Kentucky	Mississippi	North Carolina	Puerto Rico	South Carolina	Tennessee	Virgin Islands	Total
RED MORTGAGE CAPITAL	0	0	0	0	0	0	0	0	0	0	0
ACRE CAPITAL LLC	0	0	0	0	0	0	0	0	0	0	0
BELLWETHER REAL EST CAPITAL	0	0	0	0	0	0	0	0	0	0	0
BERKADIA COMMERCIAL MTG	0	1	0	0	0	0	0	1	0	0	2
CAIN BROTHERS FUNDING LLC	0	0	0	0	0	0	0	0	0	0	0
CAMBRIDGE REALTY CAPITAL	0	0	0	0	0	0	0	1	0	0	1
CAPITAL FUNDING LLC	0	0	1	0	0	3	0	1	0	0	5
CAPITAL ONE MF FINANCE LLC	0	0	0	0	0	0	0	0	0	0	0
CBRE HMF INC	0	0	0	0	0	0	0	0	0	0	0
CENTENNIAL MORTGAGE	0	0	0	0	0	0	0	0	0	0	0
CENTURY HEALTH CAPITAL	0	0	0	0	0	0	0	0	0	0	0
DOUGHERTY MORTGAGE LLC	0	0	0	0	0	0	0	0	0	0	0
DWIGHT CAPITAL LLC	0	0	0	0	0	0	0	0	0	0	0
FIRST AMERICAN CAPITAL GRP	0	0	0	0	0	0	0	0	0	0	0
GERSHMAN INVESTMENT	0	0	0	0	0	0	0	0	0	0	0
GRANDBRIDGE REAL ESTATE CAP	0	0	0	0	0	0	0	0	0	0	0
GREAT LAKES FINANCIAL GRP	0	0	0	0	0	0	0	0	0	0	0
GREYSTONE FUNDING CORP (GREYSTONE SERVICING)	0	0	0	0	1	0	0	0	0	0	1
HOUSING & HEALTHCARE FINC	0	3	0	0	0	0	0	1	0	0	4
JONES LANG LASALLE MULTIFAMILY, LLC	0	0	0	0	0	0	0	0	0	0	0
KEYBANK NA	0	32	0	0	5	5	0	0	0	0	42
LANCASTER POLLARD MTGE CO	0	1	0	0	0	2	0	0	0	0	3
LINKS MORTGAGE CORP	0	0	0	0	0	3	0	0	0	0	3
LOVE FUNDING CORP	0	2	0	1	0	0	0	0	0	0	3
M & T REALTY CORP	0	0	0	0	0	0	0	0	0	0	0
OPPENHEIMER MF HSG & HCARE	0	0	0	0	0	0	0	0	0	0	0
P/R MTGE & INVEST CORP	0	0	0	0	0	0	0	0	0	0	0
PILLAR CAPITAL FINANCE LLC	0	0	0	0	0	0	0	0	0	0	0
PINEVIEW CAPITAL GROUP, INC.	0	0	0	0	0	0	0	0	0	0	0
REGIONS BANK	0	2	0	0	0	0	0	0	0	0	2
ROCKHALL FUNDING CORP	0	0	0	0	0	0	0	0	0	0	0
ROCKPORT MORTGAGE	0	0	0	0	0	0	0	0	0	0	0
SIMS MORTGAGE FUNDING	0	0	0	0	0	0	0	0	0	0	0
WALKER AND DUNLOP LLC	0	0	0	0	0	0	0	0	0	0	0
ZIEGLER FINANCING CORP	0	0	0	0	0	0	0	0	0	0	0
TOTAL	0	41	1	1	6	13	0	4	0	0	66

LEAN LOANS (FIRM COMMITMENTS) BY LENDER & PROJECT LOCATION

REGION: CHICAGO								Total
LENDER	Illinois	Indiana	Michigan	Minnesota	Ohio	Wisconsin		
RED MORTGAGE CAPITAL	0	0	1	0	1	0	2	
ACRE CAPITAL LLC	0	0	0	0	0	0	0	
BELLWETHER REAL EST CAPITAL	0	0	0	0	1	0	1	
BERKADIA COMMERCIAL MTG	0	0	0	1	0	0	1	
CAIN BROTHERS FUNDING LLC	0	0	0	0	0	0	0	
CAMBRIDGE REALTY CAPITAL	2	0	0	0	1	0	3	
CAPITAL FUNDING LLC	1	0	0	0	0	1	2	
CAPITAL ONE MF FINANCE LLC	5	1	0	0	0	0	6	
CBRE HMF INC	0	0	0	0	0	0	0	
CENTENNIAL MORTGAGE	0	0	0	0	0	0	0	
CENTURY HEALTH CAPITAL	0	0	0	0	0	0	0	
DOUGHERTY MORTGAGE LLC	0	0	0	3	0	0	3	
DWIGHT CAPITAL LLC	0	0	0	0	0	0	0	
FIRST AMERICAN CAPITAL GRP	1	0	0	1	0	0	2	
GERSHMAN INVESTMENT	0	0	0	0	0	1	1	
GRANDBRIDGE REAL ESTATE CAP	0	0	0	0	0	0	0	
GREAT LAKES FINANCIAL GRP	0	0	0	0	0	0	0	
GREYSTONE FUNDING CORP (GREYSTONE SERVICING)	0	0	0	0	1	0	1	
HOUSING & HEALTHCARE FINC	1	0	0	0	4	0	5	
JONES LANG LASALLE MULTIFAMILY, LLC	0	0	0	3	0	1	4	
KEYBANK NA	0	0	0	0	0	0	0	
LANCASTER POLLARD MTGE CO	5	1	6	2	10	2	26	
LINKS MORTGAGE CORP	0	0	0	0	1	0	1	
LOVE FUNDING CORP	1	0	1	0	0	0	2	
M & T REALTY CORP	0	0	0	0	0	0	0	
OPPENHEIMER MF HSG & HCARE	0	0	0	0	7	0	7	
P/R MTGE & INVEST CORP	0	2	0	0	0	0	2	
PILLAR CAPITAL FINANCE LLC	3	0	0	0	0	0	3	
PINEVIEW CAPITAL GROUP, INC.	0	0	0	0	0	0	0	
REGIONS BANK	0	0	0	0	0	0	0	
ROCKHALL FUNDING CORP	0	0	0	0	0	0	0	
ROCKPORT MORTGAGE	0	0	0	0	0	0	0	
SIMS MORTGAGE FUNDING	0	0	0	0	0	0	0	
WALKER AND DUNLOP LLC	0	0	0	0	0	0	0	
ZIEGLER FINANCING CORP	0	0	0	1	0	0	1	
TOTAL	19	4	8	11	26	5	73	

LEAN LOANS (FIRM COMMITMENTS) BY LENDER & PROJECT LOCATION

REGION: FORT WORTH											
LENDER	Arkansas	Iowa	Kansas	Louisiana	Missouri	Nebraska	New Mexico	Oklahoma	Texas	Total	
RED MORTGAGE CAPITAL	0	0	0	0	0	0	0	0	1	1	
ACRE CAPITAL LLC	0	0	0	0	0	0	0	0	0	0	
BELLWETHER REAL EST CAPITAL	0	0	0	0	0	0	0	0	0	0	
BERKADIA COMMERCIAL MTG	0	2	6	0	5	0	2	0	1	16	
CAIN BROTHERS FUNDING LLC	0	0	0	0	0	0	0	0	0	0	
CAMBRIDGE REALTY CAPITAL	0	0	0	0	0	0	0	0	0	0	
CAPITAL FUNDING LLC	0	0	0	0	0	0	0	0	2	2	
CAPITAL ONE MF FINANCE LLC	0	0	0	0	0	0	0	0	0	0	
CBRE HMF INC	0	0	0	0	0	0	0	0	0	0	
CENTENNIAL MORTGAGE	0	0	0	0	0	0	0	0	0	0	
CENTURY HEALTH CAPITAL	0	0	0	0	0	0	0	0	0	0	
DOUGHERTY MORTGAGE LLC	0	0	0	0	0	0	0	0	1	1	
DWIGHT CAPITAL LLC	0	0	0	0	0	0	0	0	0	0	
FIRST AMERICAN CAPITAL GRP	0	0	0	0	0	0	0	0	0	0	
GERSHMAN INVESTMENT	0	0	0	0	1	0	0	0	0	1	
GRANDBRIDGE REAL ESTATE CAP	0	0	0	0	0	0	0	0	0	0	
GREAT LAKES FINANCIAL GRP	0	0	0	0	0	0	1	0	0	1	
GREYSTONE FUNDING CORP (GREYSTONE SERVICING)	0	0	0	0	0	0	0	0	0	0	
HOUSING & HEALTHCARE FINC	0	0	0	0	0	0	0	1	1	2	
JONES LANG LASALLE MULTIFAMILY, LLC	0	0	0	0	0	0	0	0	0	0	
KEYBANK NA	0	0	0	0	1	0	0	0	0	1	
LANCASTER POLLARD MTGE CO	0	0	0	0	0	2	0	1	2	5	
LINKS MORTGAGE CORP	0	0	0	0	0	0	0	0	0	0	
LOVE FUNDING CORP	0	0	0	0	1	0	0	0	0	1	
M & T REALTY CORP	0	0	0	0	0	0	0	0	0	0	
OPPENHEIMER MF HSG & HCARE	0	0	0	0	0	0	0	0	0	0	
P/R MTGE & INVEST CORP	0	0	0	0	0	0	0	0	0	0	
PILLAR CAPITAL FINANCE LLC	0	0	0	0	0	0	0	0	0	0	
PINEVIEW CAPITAL GROUP, INC.	0	0	0	0	0	0	0	0	0	0	
REGIONS BANK	0	0	0	0	0	0	0	0	0	0	
ROCKHALL FUNDING CORP	0	0	0	0	0	0	0	0	0	0	
ROCKPORT MORTGAGE	0	0	0	0	0	0	0	0	0	0	
SIMS MORTGAGE FUNDING	0	0	0	0	0	0	0	0	0	0	
WALKER AND DUNLOP LLC	0	0	1	0	0	0	0	0	0	1	
ZIEGLER FINANCING CORP	0	0	0	0	0	0	0	0	0	0	
TOTAL	0	2	7	0	8	2	3	2	8	32	

LEAN LOANS (FIRM COMMITMENTS) BY LENDER & PROJECT LOCATION

REGION: SAN FRANCISCO															
LENDER	Alaska	Arizona	California	Colorado	Hawaii	Idaho	Montana	Nevada	North Dakota	Oregon	South Dakota	Utah	Washington	Wyoming	
RED MORTGAGE CAPITAL	0	0	0	0	0	0	0	0	0	1	0	1	0	0	2
ACRE CAPITAL LLC	0	1	0	0	0	0	0	0	0	0	0	0	2	0	3
BELLWETHER REAL EST CAPITAL	0	0	0	0	0	0	0	0	0	0	0	0	0	0	0
BERKADIA COMMERCIAL MTG	0	0	4	0	0	1	0	1	0	0	0	0	0	0	6
CAIN BROTHERS FUNDING LLC	0	0	0	0	0	0	0	0	0	0	0	0	0	0	0
CAMBRIDGE REALTY CAPITAL	0	0	0	0	0	0	0	0	0	0	0	0	0	0	0
CAPITAL FUNDING LLC	0	0	2	2	0	0	0	0	0	0	0	0	0	0	4
CAPITAL ONE MF FINANCE LLC	0	0	0	0	0	0	0	0	0	0	0	0	0	0	0
CBRE HMF INC	0	0	1	0	0	0	0	0	0	0	0	0	0	0	1
CENTENNIAL MORTGAGE	0	0	0	0	0	0	0	0	0	0	0	1	0	0	1
CENTURY HEALTH CAPITAL	0	0	0	0	0	0	0	0	0	0	0	0	0	0	0
DOUGHERTY MORTGAGE LLC	0	1	0	0	0	0	0	0	0	0	0	0	0	0	1
DWIGHT CAPITAL LLC	0	1	0	0	0	0	0	1	0	0	0	0	0	0	2
FIRST AMERICAN CAPITAL GRP	0	0	0	0	0	0	0	0	0	0	0	0	0	0	0
GERSHMAN INVESTMENT	0	0	0	0	0	0	0	0	0	0	0	0	0	0	0
GRANDBRIDGE REAL ESTATE CAP	0	0	0	0	0	0	1	0	0	0	0	0	0	0	1
GREAT LAKES FINANCIAL GRP	0	0	0	0	0	0	0	0	0	0	0	0	0	0	0
GREYSTONE FUNDING CORP (GREYSTONE SERVICING)	0	0	0	0	0	0	0	0	0	0	0	0	0	0	0
HOUSING & HEALTHCARE FINC	0	0	2	0	0	0	0	0	0	0	0	0	0	0	2
JONES LANG LASALLE MULTIFAMILY, LLC	0	0	0	0	0	0	0	0	0	0	0	0	0	0	0
KEYBANK NA	0	0	3	0	0	0	0	0	0	0	0	0	1	0	4
LANCASTER POLLARD MTGE CO	0	2	4	0	0	0	0	0	0	0	0	0	3	0	9
LINKS MORTGAGE CORP	0	0	0	0	0	0	0	0	0	0	0	0	0	0	0
LOVE FUNDING CORP	0	0	0	0	0	0	0	0	0	0	0	0	0	0	0
M & T REALTY CORP	0	0	0	0	0	0	0	0	0	0	0	0	0	0	0
OPPENHEIMER MF HSG & HCARE	0	0	0	0	0	0	0	0	0	0	0	0	0	0	0
P/R MTGE & INVEST CORP	0	0	0	0	0	0	0	0	0	0	0	0	0	0	0
PILLAR CAPITAL FINANCE LLC	0	0	0	0	0	0	0	0	0	0	0	0	2	0	2
PINEVIEW CAPITAL GROUP, INC.	0	0	0	0	0	1	1	0	0	0	0	0	0	0	2
REGIONS BANK	0	0	0	0	0	0	0	0	0	0	0	0	0	0	0
ROCKHALL FUNDING CORP	0	0	0	0	0	0	0	0	0	0	0	0	0	0	0
ROCKPORT MORTGAGE	0	0	0	0	0	0	0	0	0	0	0	0	0	0	0
SIMS MORTGAGE FUNDING	0	0	0	0	0	0	0	0	0	0	0	0	0	0	0
WALKER AND DUNLOP LLC	0	0	1	0	0	0	0	0	0	0	0	0	1	0	2
ZIEGLER FINANCING CORP	0	0	0	0	0	0	0	0	0	0	0	0	0	0	0
TOTAL	0	5	17	2	0	2	2	2	0	1	0	2	9	0	42

SHARE OF LEAN LENDER'S LEAN BUSINESS BY STATE

REGION: NEW YORK CITY														
LENDER	Connecticut	Delaware	District Of Columbia	Maine	Maryland	Massachusetts	New Hampshire	New Jersey	New York	Pennsylvania	Rhode Island	Vermont	Virginia	West Virginia
RED MORTGAGE CAPITAL	0.0%	0.0%	0.0%	0.0%	0.0%	0.0%	0.0%	0.0%	0.0%	10.0%	0.0%	0.0%	0.0%	0.0%
ACRE CAPITAL LLC	0.0%	0.0%	0.0%	0.0%	0.0%	0.0%	0.0%	0.0%	0.0%	0.0%	0.0%	0.0%	0.0%	0.0%
BELLWETHER REAL EST CAPITAL	0.0%	0.0%	0.0%	0.0%	0.0%	0.0%	0.0%	0.0%	0.0%	0.0%	0.0%	0.0%	0.0%	0.0%
BERKADIA COMMERCIAL MTG	0.0%	0.0%	0.0%	0.0%	0.0%	0.0%	0.0%	0.0%	0.0%	0.0%	0.0%	0.0%	2.2%	0.0%
CAIN BROTHERS FUNDING LLC	0.0%	0.0%	0.0%	0.0%	0.0%	0.0%	0.0%	25.0%	25.0%	0.0%	0.0%	0.0%	0.0%	0.0%
CAMBRIDGE REALTY CAPITAL	0.0%	0.0%	0.0%	0.0%	0.0%	0.0%	0.0%	0.0%	0.0%	0.0%	0.0%	0.0%	0.0%	0.0%
CAPITAL FUNDING LLC	0.0%	0.0%	0.0%	0.0%	7.9%	0.0%	0.0%	2.6%	7.9%	0.0%	0.0%	0.0%	2.6%	0.0%
CAPITAL ONE MF FINANCE LLC	0.0%	0.0%	0.0%	0.0%	0.0%	0.0%	0.0%	0.0%	0.0%	0.0%	0.0%	0.0%	0.0%	0.0%
CBRE HMF INC	0.0%	0.0%	0.0%	0.0%	0.0%	0.0%	0.0%	0.0%	0.0%	0.0%	0.0%	0.0%	0.0%	0.0%
CENTENNIAL MORTGAGE	0.0%	0.0%	0.0%	0.0%	0.0%	0.0%	0.0%	0.0%	0.0%	0.0%	0.0%	0.0%	0.0%	0.0%
CENTURY HEALTH CAPITAL	0.0%	0.0%	0.0%	0.0%	0.0%	0.0%	0.0%	0.0%	50.0%	0.0%	0.0%	0.0%	0.0%	0.0%
DOUGHERTY MORTGAGE LLC	0.0%	0.0%	0.0%	0.0%	0.0%	0.0%	0.0%	0.0%	0.0%	0.0%	0.0%	0.0%	0.0%	0.0%
DWIGHT CAPITAL LLC	0.0%	0.0%	0.0%	0.0%	0.0%	0.0%	0.0%	0.0%	0.0%	0.0%	0.0%	0.0%	0.0%	0.0%
FIRST AMERICAN CAPITAL GRP	0.0%	0.0%	0.0%	0.0%	0.0%	0.0%	0.0%	0.0%	0.0%	0.0%	0.0%	0.0%	0.0%	0.0%
GERSHMAN INVESTMENT	0.0%	0.0%	0.0%	0.0%	0.0%	0.0%	0.0%	0.0%	0.0%	0.0%	0.0%	0.0%	0.0%	0.0%
GRANDBRIDGE REAL ESTATE CAP	0.0%	0.0%	0.0%	0.0%	0.0%	0.0%	0.0%	0.0%	0.0%	0.0%	0.0%	0.0%	33.3%	0.0%
GREAT LAKES FINANCIAL GRP	0.0%	0.0%	0.0%	0.0%	0.0%	0.0%	0.0%	0.0%	0.0%	0.0%	0.0%	0.0%	0.0%	0.0%
GREYSTONE FUNDING CORP (GREYSTONE SERVICING)	0.0%	0.0%	0.0%	0.0%	0.0%	0.0%	0.0%	0.0%	12.5%	0.0%	0.0%	12.5%	0.0%	0.0%
HOUSING & HEALTHCARE FINC	0.0%	0.0%	0.0%	0.0%	1.9%	1.9%	0.0%	14.8%	5.6%	3.7%	0.0%	0.0%	0.0%	0.0%
JONES LANG LASALLE MULTIFAMILY, LLC	0.0%	0.0%	0.0%	0.0%	0.0%	0.0%	0.0%	0.0%	0.0%	0.0%	0.0%	0.0%	0.0%	0.0%
KEYBANK NA	0.0%	0.0%	0.0%	3.8%	0.0%	0.0%	0.0%	1.0%	1.0%	0.0%	0.0%	0.0%	0.0%	1.0%
LANCASTER POLLARD MTGE CO	0.9%	0.0%	0.0%	0.9%	0.0%	0.0%	0.0%	0.9%	2.7%	1.8%	0.0%	0.0%	2.7%	5.4%
LINKS MORTGAGE CORP	0.0%	0.0%	0.0%	0.0%	0.0%	0.0%	0.0%	0.0%	0.0%	0.0%	0.0%	0.0%	10.0%	0.0%
LOVE FUNDING CORP	0.0%	0.0%	0.0%	0.0%	0.0%	0.0%	0.0%	0.0%	0.0%	0.0%	0.0%	0.0%	0.0%	0.0%
M & T REALTY CORP	12.5%	0.0%	0.0%	0.0%	0.0%	6.3%	0.0%	18.8%	6.3%	0.0%	0.0%	0.0%	6.3%	0.0%
OPPENHEIMER MF HSG & HCARE	0.0%	0.0%	0.0%	0.0%	0.0%	0.0%	0.0%	0.0%	0.0%	0.0%	0.0%	0.0%	0.0%	0.0%
P/R MTGE & INVEST CORP	0.0%	0.0%	0.0%	0.0%	0.0%	0.0%	0.0%	0.0%	0.0%	0.0%	0.0%	0.0%	0.0%	0.0%
PILLAR CAPITAL FINANCE LLC	0.0%	0.0%	0.0%	0.0%	0.0%	0.0%	0.0%	0.0%	7.1%	0.0%	0.0%	0.0%	14.3%	0.0%
PINEVIEW CAPITAL GROUP, INC.	0.0%	0.0%	0.0%	0.0%	0.0%	0.0%	0.0%	0.0%	0.0%	0.0%	0.0%	0.0%	0.0%	0.0%
REGIONS BANK	0.0%	0.0%	0.0%	0.0%	0.0%	0.0%	0.0%	0.0%	0.0%	0.0%	0.0%	0.0%	0.0%	0.0%
ROCKHALL FUNDING CORP	0.0%	0.0%	0.0%	0.0%	0.0%	0.0%	0.0%	0.0%	0.0%	0.0%	0.0%	50.0%	0.0%	0.0%
ROCKPORT MORTGAGE	0.0%	0.0%	0.0%	0.0%	0.0%	50.0%	0.0%	0.0%	0.0%	0.0%	0.0%	0.0%	0.0%	0.0%
SIMS MORTGAGE FUNDING	0.0%	0.0%	0.0%	0.0%	0.0%	0.0%	0.0%	0.0%	0.0%	0.0%	50.0%	0.0%	0.0%	0.0%
WALKER AND DUNLOP LLC	0.0%	0.0%	0.0%	0.0%	0.0%	0.0%	0.0%	0.0%	0.0%	0.0%	0.0%	0.0%	0.0%	0.0%
ZIEGLER FINANCING CORP	0.0%	0.0%	0.0%	0.0%	0.0%	0.0%	0.0%	0.0%	0.0%	0.0%	0.0%	0.0%	0.0%	0.0%

SHARE OF LEAN LENDER'S BUSINESS BY STATE

REGION: ATLANTA										
LENDER	Alabama	Florida	Georgia	Kentucky	Mississippi	North Carolina	Puerto Rico	South Carolina	Tennessee	Virgin Islands
RED MORTGAGE CAPITAL	0.0%	0.0%	0.0%	0.0%	0.0%	0.0%	0.0%	0.0%	0.0%	0.0%
ACRE CAPITAL LLC	0.0%	0.0%	0.0%	0.0%	0.0%	0.0%	0.0%	0.0%	0.0%	0.0%
BELLWETHER REAL EST CAPITAL	0.0%	0.0%	0.0%	0.0%	0.0%	0.0%	0.0%	0.0%	0.0%	0.0%
BERKADIA COMMERCIAL MTG	0.0%	2.2%	0.0%	0.0%	0.0%	0.0%	0.0%	2.2%	0.0%	0.0%
CAIN BROTHERS FUNDING LLC	0.0%	0.0%	0.0%	0.0%	0.0%	0.0%	0.0%	0.0%	0.0%	0.0%
CAMBRIDGE REALTY CAPITAL	0.0%	0.0%	0.0%	0.0%	0.0%	0.0%	0.0%	12.5%	0.0%	0.0%
CAPITAL FUNDING LLC	0.0%	0.0%	2.6%	0.0%	0.0%	7.9%	0.0%	2.6%	0.0%	0.0%
CAPITAL ONE MF FINANCE LLC	0.0%	0.0%	0.0%	0.0%	0.0%	0.0%	0.0%	0.0%	0.0%	0.0%
CBRE HMF INC	0.0%	0.0%	0.0%	0.0%	0.0%	0.0%	0.0%	0.0%	0.0%	0.0%
CENTENNIAL MORTGAGE	0.0%	0.0%	0.0%	0.0%	0.0%	0.0%	0.0%	0.0%	0.0%	0.0%
CENTURY HEALTH CAPITAL	0.0%	0.0%	0.0%	0.0%	0.0%	0.0%	0.0%	0.0%	0.0%	0.0%
DOUGHERTY MORTGAGE LLC	0.0%	0.0%	0.0%	0.0%	0.0%	0.0%	0.0%	0.0%	0.0%	0.0%
DWIGHT CAPITAL LLC	0.0%	0.0%	0.0%	0.0%	0.0%	0.0%	0.0%	0.0%	0.0%	0.0%
FIRST AMERICAN CAPITAL GRP	0.0%	0.0%	0.0%	0.0%	0.0%	0.0%	0.0%	0.0%	0.0%	0.0%
GERSHMAN INVESTMENT	0.0%	0.0%	0.0%	0.0%	0.0%	0.0%	0.0%	0.0%	0.0%	0.0%
GRANDBRIDGE REAL ESTATE CAP	0.0%	0.0%	0.0%	0.0%	0.0%	0.0%	0.0%	0.0%	0.0%	0.0%
GREAT LAKES FINANCIAL GRP	0.0%	0.0%	0.0%	0.0%	0.0%	0.0%	0.0%	0.0%	0.0%	0.0%
GREYSTONE FUNDING CORP (GREYSTONE SERVICING)	0.0%	0.0%	0.0%	0.0%	12.5%	0.0%	0.0%	0.0%	0.0%	0.0%
HOUSING & HEALTHCARE FINC	0.0%	5.6%	0.0%	0.0%	0.0%	0.0%	0.0%	1.9%	0.0%	0.0%
JONES LANG LASALLE MULTIFAMILY, LLC	0.0%	0.0%	0.0%	0.0%	0.0%	0.0%	0.0%	0.0%	0.0%	0.0%
KEYBANK NA	0.0%	30.8%	0.0%	0.0%	4.8%	4.8%	0.0%	0.0%	0.0%	0.0%
LANCASTER POLLARD MTGE CO	0.0%	0.9%	0.0%	0.0%	0.0%	1.8%	0.0%	0.0%	0.0%	0.0%
LINKS MORTGAGE CORP	0.0%	0.0%	0.0%	0.0%	0.0%	30.0%	0.0%	0.0%	0.0%	0.0%
LOVE FUNDING CORP	0.0%	16.7%	0.0%	8.3%	0.0%	0.0%	0.0%	0.0%	0.0%	0.0%
M & T REALTY CORP	0.0%	0.0%	0.0%	0.0%	0.0%	0.0%	0.0%	0.0%	0.0%	0.0%
OPPENHEIMER MF HSG & HCARE	0.0%	0.0%	0.0%	0.0%	0.0%	0.0%	0.0%	0.0%	0.0%	0.0%
P/R MTGE & INVEST CORP	0.0%	0.0%	0.0%	0.0%	0.0%	0.0%	0.0%	0.0%	0.0%	0.0%
PILLAR CAPITAL FINANCE LLC	0.0%	0.0%	0.0%	0.0%	0.0%	0.0%	0.0%	0.0%	0.0%	0.0%
PINEVIEW CAPITAL GROUP, INC.	0.0%	0.0%	0.0%	0.0%	0.0%	0.0%	0.0%	0.0%	0.0%	0.0%
REGIONS BANK	0.0%	50.0%	0.0%	0.0%	0.0%	0.0%	0.0%	0.0%	0.0%	0.0%
ROCKHALL FUNDING CORP	0.0%	0.0%	0.0%	0.0%	0.0%	0.0%	0.0%	0.0%	0.0%	0.0%
ROCKPORT MORTGAGE	0.0%	0.0%	0.0%	0.0%	0.0%	0.0%	0.0%	0.0%	0.0%	0.0%
SIMS MORTGAGE FUNDING	0.0%	0.0%	0.0%	0.0%	0.0%	0.0%	0.0%	0.0%	0.0%	0.0%
WALKER AND DUNLOP LLC	0.0%	0.0%	0.0%	0.0%	0.0%	0.0%	0.0%	0.0%	0.0%	0.0%
ZIEGLER FINANCING CORP	0.0%	0.0%	0.0%	0.0%	0.0%	0.0%	0.0%	0.0%	0.0%	0.0%

SHARE OF LEAN LENDER'S BUSINESS BY STATE

REGION: CHICAGO						
LENDER	Illinois	Indiana	Michigan	Minnesota	Ohio	Wisconsin
RED MORTGAGE CAPITAL	0.0%	0.0%	10.0%	0.0%	10.0%	0.0%
ACRE CAPITAL LLC	0.0%	0.0%	0.0%	0.0%	0.0%	0.0%
BELLWETHER REAL EST CAPITAL	0.0%	0.0%	0.0%	0.0%	50.0%	0.0%
BERKADIA COMMERCIAL MTG	0.0%	0.0%	0.0%	2.2%	0.0%	0.0%
CAIN BROTHERS FUNDING LLC	0.0%	0.0%	0.0%	0.0%	0.0%	0.0%
CAMBRIDGE REALTY CAPITAL	25.0%	0.0%	0.0%	0.0%	12.5%	0.0%
CAPITAL FUNDING LLC	2.6%	0.0%	0.0%	0.0%	0.0%	2.6%
CAPITAL ONE MF FINANCE LLC	41.7%	8.3%	0.0%	0.0%	0.0%	0.0%
CBRE HMF INC	0.0%	0.0%	0.0%	0.0%	0.0%	0.0%
CENTENNIAL MORTGAGE	0.0%	0.0%	0.0%	0.0%	0.0%	0.0%
CENTURY HEALTH CAPITAL	0.0%	0.0%	0.0%	0.0%	0.0%	0.0%
DOUGHERTY MORTGAGE LLC	0.0%	0.0%	0.0%	33.3%	0.0%	0.0%
DWIGHT CAPITAL LLC	0.0%	0.0%	0.0%	0.0%	0.0%	0.0%
FIRST AMERICAN CAPITAL GRP	25.0%	0.0%	0.0%	25.0%	0.0%	0.0%
GERSHMAN INVESTMENT	0.0%	0.0%	0.0%	0.0%	0.0%	25.0%
GRANDBRIDGE REAL ESTATE CAP	0.0%	0.0%	0.0%	0.0%	0.0%	0.0%
GREAT LAKES FINANCIAL GRP	0.0%	0.0%	0.0%	0.0%	0.0%	0.0%
GREYSTONE FUNDING CORP (GREYSTONE SERVICING)	0.0%	0.0%	0.0%	0.0%	12.5%	0.0%
HOUSING & HEALTHCARE FINC	1.9%	0.0%	0.0%	0.0%	7.4%	0.0%
JONES LANG LASALLE MULTIFAMILY, LLC	0.0%	0.0%	0.0%	37.5%	0.0%	12.5%
KEYBANK NA	0.0%	0.0%	0.0%	0.0%	0.0%	0.0%
LANCASTER POLLARD MTGE CO	4.5%	0.9%	5.4%	1.8%	9.0%	1.8%
LINKS MORTGAGE CORP	0.0%	0.0%	0.0%	0.0%	10.0%	0.0%
LOVE FUNDING CORP	8.3%	0.0%	8.3%	0.0%	0.0%	0.0%
M & T REALTY CORP	0.0%	0.0%	0.0%	0.0%	0.0%	0.0%
OPPENHEIMER MF HSG & HCARE	0.0%	0.0%	0.0%	0.0%	50.0%	0.0%
P/R MTGE & INVEST CORP	0.0%	50.0%	0.0%	0.0%	0.0%	0.0%
PILLAR CAPITAL FINANCE LLC	21.4%	0.0%	0.0%	0.0%	0.0%	0.0%
PINEVIEW CAPITAL GROUP, INC.	0.0%	0.0%	0.0%	0.0%	0.0%	0.0%
REGIONS BANK	0.0%	0.0%	0.0%	0.0%	0.0%	0.0%
ROCKHALL FUNDING CORP	0.0%	0.0%	0.0%	0.0%	0.0%	0.0%
ROCKPORT MORTGAGE	0.0%	0.0%	0.0%	0.0%	0.0%	0.0%
SIMS MORTGAGE FUNDING	0.0%	0.0%	0.0%	0.0%	0.0%	0.0%
WALKER AND DUNLOP LLC	0.0%	0.0%	0.0%	0.0%	0.0%	0.0%
ZIEGLER FINANCING CORP	0.0%	0.0%	0.0%	50.0%	0.0%	0.0%

SHARE OF LEAN LENDER'S BUSINESS BY STATE

REGION: FORT WORTH									
LENDER	Arkansas	Iowa	Kansas	Louisiana	Missouri	Nebraska	New Mexico	Oklahoma	Texas
RED MORTGAGE CAPITAL	0.0%	0.0%	0.0%	0.0%	0.0%	0.0%	0.0%	0.0%	10.0%
ACRE CAPITAL LLC	0.0%	0.0%	0.0%	0.0%	0.0%	0.0%	0.0%	0.0%	0.0%
BELLWETHER REAL EST CAPITAL	0.0%	0.0%	0.0%	0.0%	0.0%	0.0%	0.0%	0.0%	0.0%
BERKADIA COMMERCIAL MTG	0.0%	4.3%	13.0%	0.0%	10.9%	0.0%	4.3%	0.0%	2.2%
CAIN BROTHERS FUNDING LLC	0.0%	0.0%	0.0%	0.0%	0.0%	0.0%	0.0%	0.0%	0.0%
CAMBRIDGE REALTY CAPITAL	0.0%	0.0%	0.0%	0.0%	0.0%	0.0%	0.0%	0.0%	0.0%
CAPITAL FUNDING LLC	0.0%	0.0%	0.0%	0.0%	0.0%	0.0%	0.0%	0.0%	5.3%
CAPITAL ONE MF FINANCE LLC	0.0%	0.0%	0.0%	0.0%	0.0%	0.0%	0.0%	0.0%	0.0%
CBRE HMF INC	0.0%	0.0%	0.0%	0.0%	0.0%	0.0%	0.0%	0.0%	0.0%
CENTENNIAL MORTGAGE	0.0%	0.0%	0.0%	0.0%	0.0%	0.0%	0.0%	0.0%	0.0%
CENTURY HEALTH CAPITAL	0.0%	0.0%	0.0%	0.0%	0.0%	0.0%	0.0%	0.0%	0.0%
DOUGHERTY MORTGAGE LLC	0.0%	0.0%	0.0%	0.0%	0.0%	0.0%	0.0%	0.0%	11.1%
DWIGHT CAPITAL LLC	0.0%	0.0%	0.0%	0.0%	0.0%	0.0%	0.0%	0.0%	0.0%
FIRST AMERICAN CAPITAL GRP	0.0%	0.0%	0.0%	0.0%	0.0%	0.0%	0.0%	0.0%	0.0%
GERSHMAN INVESTMENT	0.0%	0.0%	0.0%	0.0%	25.0%	0.0%	0.0%	0.0%	0.0%
GRANDBRIDGE REAL ESTATE CAP	0.0%	0.0%	0.0%	0.0%	0.0%	0.0%	0.0%	0.0%	0.0%
GREAT LAKES FINANCIAL GRP	0.0%	0.0%	0.0%	0.0%	0.0%	0.0%	50.0%	0.0%	0.0%
GREYSTONE FUNDING CORP (GREYSTONE SERVICING)	0.0%	0.0%	0.0%	0.0%	0.0%	0.0%	0.0%	0.0%	0.0%
HOUSING & HEALTHCARE FINC	0.0%	0.0%	0.0%	0.0%	0.0%	0.0%	0.0%	1.9%	1.9%
JONES LANG LASALLE MULTIFAMILY, LLC	0.0%	0.0%	0.0%	0.0%	0.0%	0.0%	0.0%	0.0%	0.0%
KEYBANK NA	0.0%	0.0%	0.0%	0.0%	1.0%	0.0%	0.0%	0.0%	0.0%
LANCASTER POLLARD MTGE CO	0.0%	0.0%	0.0%	0.0%	0.0%	1.8%	0.0%	0.9%	1.8%
LINKS MORTGAGE CORP	0.0%	0.0%	0.0%	0.0%	0.0%	0.0%	0.0%	0.0%	0.0%
LOVE FUNDING CORP	0.0%	0.0%	0.0%	0.0%	8.3%	0.0%	0.0%	0.0%	0.0%
M & T REALTY CORP	0.0%	0.0%	0.0%	0.0%	0.0%	0.0%	0.0%	0.0%	0.0%
OPPENHEIMER MF HSG & HCARE	0.0%	0.0%	0.0%	0.0%	0.0%	0.0%	0.0%	0.0%	0.0%
P/R MTGE & INVEST CORP	0.0%	0.0%	0.0%	0.0%	0.0%	0.0%	0.0%	0.0%	0.0%
PILLAR CAPITAL FINANCE LLC	0.0%	0.0%	0.0%	0.0%	0.0%	0.0%	0.0%	0.0%	0.0%
PINEVIEW CAPITAL GROUP, INC.	0.0%	0.0%	0.0%	0.0%	0.0%	0.0%	0.0%	0.0%	0.0%
REGIONS BANK	0.0%	0.0%	0.0%	0.0%	0.0%	0.0%	0.0%	0.0%	0.0%
ROCKHALL FUNDING CORP	0.0%	0.0%	0.0%	0.0%	0.0%	0.0%	0.0%	0.0%	0.0%
ROCKPORT MORTGAGE	0.0%	0.0%	0.0%	0.0%	0.0%	0.0%	0.0%	0.0%	0.0%
SIMS MORTGAGE FUNDING	0.0%	0.0%	0.0%	0.0%	0.0%	0.0%	0.0%	0.0%	0.0%
WALKER AND DUNLOP LLC	0.0%	0.0%	25.0%	0.0%	0.0%	0.0%	0.0%	0.0%	0.0%
ZIEGLER FINANCING CORP	0.0%	0.0%	0.0%	0.0%	0.0%	0.0%	0.0%	0.0%	0.0%

SHARE OF LEAN LENDER'S BUSINESS BY STATE

REGION: SAN FRANCISCO														
LENDER	Alaska	Arizona	California	Colorado	Hawaii	Idaho	Montana	Nevada	North Dakota	Oregon	South Dakota	Utah	Washington	Wyoming
RED MORTGAGE CAPITAL	0.0%	0.0%	0.0%	0.0%	0.0%	0.0%	0.0%	0.0%	0.0%	10.0%	0.0%	10.0%	0.0%	0.0%
ACRE CAPITAL LLC	0.0%	33.3%	0.0%	0.0%	0.0%	0.0%	0.0%	0.0%	0.0%	0.0%	0.0%	0.0%	66.7%	0.0%
BELLWETHER REAL EST CAPITAL	0.0%	0.0%	0.0%	0.0%	0.0%	0.0%	0.0%	0.0%	0.0%	0.0%	0.0%	0.0%	0.0%	0.0%
BERKADIA COMMERCIAL MTG	0.0%	0.0%	8.7%	0.0%	0.0%	2.2%	0.0%	2.2%	0.0%	0.0%	0.0%	0.0%	0.0%	0.0%
CAIN BROTHERS FUNDING LLC	0.0%	0.0%	0.0%	0.0%	0.0%	0.0%	0.0%	0.0%	0.0%	0.0%	0.0%	0.0%	0.0%	0.0%
CAMBRIDGE REALTY CAPITAL	0.0%	0.0%	0.0%	0.0%	0.0%	0.0%	0.0%	0.0%	0.0%	0.0%	0.0%	0.0%	0.0%	0.0%
CAPITAL FUNDING LLC	0.0%	0.0%	5.3%	5.3%	0.0%	0.0%	0.0%	0.0%	0.0%	0.0%	0.0%	0.0%	0.0%	0.0%
CAPITAL ONE MF FINANCE LLC	0.0%	0.0%	0.0%	0.0%	0.0%	0.0%	0.0%	0.0%	0.0%	0.0%	0.0%	0.0%	0.0%	0.0%
CBRE HMF INC	0.0%	0.0%	100.0%	0.0%	0.0%	0.0%	0.0%	0.0%	0.0%	0.0%	0.0%	0.0%	0.0%	0.0%
CENTENNIAL MORTGAGE	0.0%	0.0%	0.0%	0.0%	0.0%	0.0%	0.0%	0.0%	0.0%	0.0%	0.0%	100.0%	0.0%	0.0%
CENTURY HEALTH CAPITAL	0.0%	0.0%	0.0%	0.0%	0.0%	0.0%	0.0%	0.0%	0.0%	0.0%	0.0%	0.0%	0.0%	0.0%
DOUGHERTY MORTGAGE LLC	0.0%	11.1%	0.0%	0.0%	0.0%	0.0%	0.0%	0.0%	0.0%	0.0%	0.0%	0.0%	0.0%	0.0%
DWIGHT CAPITAL LLC	0.0%	50.0%	0.0%	0.0%	0.0%	0.0%	0.0%	50.0%	0.0%	0.0%	0.0%	0.0%	0.0%	0.0%
FIRST AMERICAN CAPITAL GRP	0.0%	0.0%	0.0%	0.0%	0.0%	0.0%	0.0%	0.0%	0.0%	0.0%	0.0%	0.0%	0.0%	0.0%
GERSHMAN INVESTMENT	0.0%	0.0%	0.0%	0.0%	0.0%	0.0%	0.0%	0.0%	0.0%	0.0%	0.0%	0.0%	0.0%	0.0%
GRANDBRIDGE REAL ESTATE CAP	0.0%	0.0%	0.0%	0.0%	0.0%	0.0%	33.3%	0.0%	0.0%	0.0%	0.0%	0.0%	0.0%	0.0%
GREAT LAKES FINANCIAL GRP	0.0%	0.0%	0.0%	0.0%	0.0%	0.0%	0.0%	0.0%	0.0%	0.0%	0.0%	0.0%	0.0%	0.0%
GREYSTONE FUNDING CORP (GREYSTONE SERVICING)	0.0%	0.0%	0.0%	0.0%	0.0%	0.0%	0.0%	0.0%	0.0%	0.0%	0.0%	0.0%	0.0%	0.0%
HOUSING & HEALTHCARE FINC	0.0%	0.0%	3.7%	0.0%	0.0%	0.0%	0.0%	0.0%	0.0%	0.0%	0.0%	0.0%	0.0%	0.0%
JONES LANG LASALLE MULTIFAMILY, LLC	0.0%	0.0%	0.0%	0.0%	0.0%	0.0%	0.0%	0.0%	0.0%	0.0%	0.0%	0.0%	0.0%	0.0%
KEYBANK NA	0.0%	0.0%	2.9%	0.0%	0.0%	0.0%	0.0%	0.0%	0.0%	0.0%	0.0%	0.0%	1.0%	0.0%
LANCASTER POLLARD MTGE CO	0.0%	1.8%	3.6%	0.0%	0.0%	0.0%	0.0%	0.0%	0.0%	0.0%	0.0%	0.0%	2.7%	0.0%
LINKS MORTGAGE CORP	0.0%	0.0%	0.0%	0.0%	0.0%	0.0%	0.0%	0.0%	0.0%	0.0%	0.0%	0.0%	0.0%	0.0%
LOVE FUNDING CORP	0.0%	0.0%	0.0%	0.0%	0.0%	0.0%	0.0%	0.0%	0.0%	0.0%	0.0%	0.0%	0.0%	0.0%
M & T REALTY CORP	0.0%	0.0%	0.0%	0.0%	0.0%	0.0%	0.0%	0.0%	0.0%	0.0%	0.0%	0.0%	0.0%	0.0%
OPPENHEIMER MF HSG & HCARE	0.0%	0.0%	0.0%	0.0%	0.0%	0.0%	0.0%	0.0%	0.0%	0.0%	0.0%	0.0%	0.0%	0.0%
P/R MTGE & INVEST CORP	0.0%	0.0%	0.0%	0.0%	0.0%	0.0%	0.0%	0.0%	0.0%	0.0%	0.0%	0.0%	0.0%	0.0%
PILLAR CAPITAL FINANCE LLC	0.0%	0.0%	0.0%	0.0%	0.0%	0.0%	0.0%	0.0%	0.0%	0.0%	0.0%	0.0%	14.3%	0.0%
PINEVIEW CAPITAL GROUP, INC.	0.0%	0.0%	0.0%	0.0%	0.0%	50.0%	50.0%	0.0%	0.0%	0.0%	0.0%	0.0%	0.0%	0.0%
REGIONS BANK	0.0%	0.0%	0.0%	0.0%	0.0%	0.0%	0.0%	0.0%	0.0%	0.0%	0.0%	0.0%	0.0%	0.0%
ROCKHALL FUNDING CORP	0.0%	0.0%	0.0%	0.0%	0.0%	0.0%	0.0%	0.0%	0.0%	0.0%	0.0%	0.0%	0.0%	0.0%
ROCKPORT MORTGAGE	0.0%	0.0%	0.0%	0.0%	0.0%	0.0%	0.0%	0.0%	0.0%	0.0%	0.0%	0.0%	0.0%	0.0%
SIMS MORTGAGE FUNDING	0.0%	0.0%	0.0%	0.0%	0.0%	0.0%	0.0%	0.0%	0.0%	0.0%	0.0%	0.0%	0.0%	0.0%
WALKER AND DUNLOP LLC	0.0%	0.0%	25.0%	0.0%	0.0%	0.0%	0.0%	0.0%	0.0%	0.0%	0.0%	0.0%	25.0%	0.0%
ZIEGLER FINANCING CORP	0.0%	0.0%	0.0%	0.0%	0.0%	0.0%	0.0%	0.0%	0.0%	0.0%	0.0%	0.0%	0.0%	0.0%

SHARE OF STATE'S LEAN BUSINESS BY LENDER

REGION: NEW YORK CITY														
LENDER	Connecticut	Delaware	District Of Columbia	Maine	Maryland	Massachusetts	New Hampshire	New Jersey	New York	Pennsylvania	Rhode Island	Vermont	Virginia	West Virginia
RED MORTGAGE CAPITAL	0.0%	0.0%	0.0%	0.0%	0.0%	0.0%	0.0%	0.0%	0.0%	20.0%	0.0%	0.0%	0.0%	0.0%
ACRE CAPITAL LLC	0.0%	0.0%	0.0%	0.0%	0.0%	0.0%	0.0%	0.0%	0.0%	0.0%	0.0%	0.0%	0.0%	0.0%
BELLWETHER REAL EST CAPITAL	0.0%	0.0%	0.0%	0.0%	0.0%	0.0%	0.0%	0.0%	0.0%	0.0%	0.0%	0.0%	0.0%	0.0%
BERKADIA COMMERCIAL MTG	0.0%	0.0%	0.0%	0.0%	0.0%	0.0%	0.0%	0.0%	0.0%	0.0%	0.0%	0.0%	10.0%	0.0%
CAIN BROTHERS FUNDING LLC	0.0%	0.0%	0.0%	0.0%	0.0%	0.0%	0.0%	6.7%	6.3%	0.0%	0.0%	0.0%	0.0%	0.0%
CAMBRIDGE REALTY CAPITAL	0.0%	0.0%	0.0%	0.0%	0.0%	0.0%	0.0%	0.0%	0.0%	0.0%	0.0%	0.0%	0.0%	0.0%
CAPITAL FUNDING LLC	0.0%	0.0%	0.0%	0.0%	75.0%	0.0%	0.0%	6.7%	18.8%	0.0%	0.0%	0.0%	10.0%	0.0%
CAPITAL ONE MF FINANCE LLC	0.0%	0.0%	0.0%	0.0%	0.0%	0.0%	0.0%	0.0%	0.0%	0.0%	0.0%	0.0%	0.0%	0.0%
CBRE HMF INC	0.0%	0.0%	0.0%	0.0%	0.0%	0.0%	0.0%	0.0%	0.0%	0.0%	0.0%	0.0%	0.0%	0.0%
CENTENNIAL MORTGAGE	0.0%	0.0%	0.0%	0.0%	0.0%	0.0%	0.0%	0.0%	0.0%	0.0%	0.0%	0.0%	0.0%	0.0%
CENTURY HEALTH CAPITAL	0.0%	0.0%	0.0%	0.0%	0.0%	0.0%	0.0%	0.0%	12.5%	0.0%	0.0%	0.0%	0.0%	0.0%
DOUGHERTY MORTGAGE LLC	0.0%	0.0%	0.0%	0.0%	0.0%	0.0%	0.0%	0.0%	0.0%	0.0%	0.0%	0.0%	0.0%	0.0%
DWIGHT CAPITAL LLC	0.0%	0.0%	0.0%	0.0%	0.0%	0.0%	0.0%	0.0%	0.0%	0.0%	0.0%	0.0%	0.0%	0.0%
FIRST AMERICAN CAPITAL GRP	0.0%	0.0%	0.0%	0.0%	0.0%	0.0%	0.0%	0.0%	0.0%	0.0%	0.0%	0.0%	0.0%	0.0%
GERSHMAN INVESTMENT	0.0%	0.0%	0.0%	0.0%	0.0%	0.0%	0.0%	0.0%	0.0%	0.0%	0.0%	0.0%	0.0%	0.0%
GRANDBRIDGE REAL ESTATE CAP	0.0%	0.0%	0.0%	0.0%	0.0%	0.0%	0.0%	0.0%	0.0%	0.0%	0.0%	0.0%	10.0%	0.0%
GREAT LAKES FINANCIAL GRP	0.0%	0.0%	0.0%	0.0%	0.0%	0.0%	0.0%	0.0%	0.0%	0.0%	0.0%	0.0%	0.0%	0.0%
GREYSTONE FUNDING CORP (GREYSTONE SERVICING)	0.0%	0.0%	0.0%	0.0%	0.0%	0.0%	0.0%	0.0%	6.3%	0.0%	0.0%	33.3%	0.0%	0.0%
HOUSING & HEALTHCARE FINC	0.0%	0.0%	0.0%	0.0%	25.0%	25.0%	0.0%	53.3%	18.8%	40.0%	0.0%	0.0%	0.0%	0.0%
JONES LANG LASALLE MULTIFAMILY, LLC	0.0%	0.0%	0.0%	0.0%	0.0%	0.0%	0.0%	0.0%	0.0%	0.0%	0.0%	0.0%	0.0%	0.0%
KEYBANK NA	0.0%	0.0%	0.0%	80.0%	0.0%	0.0%	0.0%	6.7%	6.3%	0.0%	0.0%	0.0%	0.0%	14.3%
LANCASTER POLLARD MTGE CO	33.3%	0.0%	0.0%	20.0%	0.0%	0.0%	0.0%	6.7%	18.8%	40.0%	0.0%	0.0%	30.0%	85.7%
LINKS MORTGAGE CORP	0.0%	0.0%	0.0%	0.0%	0.0%	0.0%	0.0%	0.0%	0.0%	0.0%	0.0%	0.0%	10.0%	0.0%
LOVE FUNDING CORP	0.0%	0.0%	0.0%	0.0%	0.0%	0.0%	0.0%	0.0%	0.0%	0.0%	0.0%	0.0%	0.0%	0.0%
M & T REALTY CORP	66.7%	0.0%	0.0%	0.0%	0.0%	25.0%	0.0%	20.0%	6.3%	0.0%	0.0%	0.0%	10.0%	0.0%
OPPENHEIMER MF HSG & HCARE	0.0%	0.0%	0.0%	0.0%	0.0%	0.0%	0.0%	0.0%	0.0%	0.0%	0.0%	0.0%	0.0%	0.0%
P/R MTGE & INVEST CORP	0.0%	0.0%	0.0%	0.0%	0.0%	0.0%	0.0%	0.0%	0.0%	0.0%	0.0%	0.0%	0.0%	0.0%
PILLAR CAPITAL FINANCE LLC	0.0%	0.0%	0.0%	0.0%	0.0%	0.0%	0.0%	0.0%	6.3%	0.0%	0.0%	0.0%	20.0%	0.0%
PINEVIEW CAPITAL GROUP, INC.	0.0%	0.0%	0.0%	0.0%	0.0%	0.0%	0.0%	0.0%	0.0%	0.0%	0.0%	0.0%	0.0%	0.0%
REGIONS BANK	0.0%	0.0%	0.0%	0.0%	0.0%	0.0%	0.0%	0.0%	0.0%	0.0%	0.0%	0.0%	0.0%	0.0%
ROCKHALL FUNDING CORP	0.0%	0.0%	0.0%	0.0%	0.0%	0.0%	0.0%	0.0%	0.0%	0.0%	0.0%	66.7%	0.0%	0.0%
ROCKPORT MORTGAGE	0.0%	0.0%	0.0%	0.0%	0.0%	50.0%	0.0%	0.0%	0.0%	0.0%	0.0%	0.0%	0.0%	0.0%
SIMS MORTGAGE FUNDING	0.0%	0.0%	0.0%	0.0%	0.0%	0.0%	0.0%	0.0%	0.0%	0.0%	100.0%	0.0%	0.0%	0.0%
WALKER AND DUNLOP LLC	0.0%	0.0%	0.0%	0.0%	0.0%	0.0%	0.0%	0.0%	0.0%	0.0%	0.0%	0.0%	0.0%	0.0%
ZIEGLER FINANCING CORP	0.0%	0.0%	0.0%	0.0%	0.0%	0.0%	0.0%	0.0%	0.0%	0.0%	0.0%	0.0%	0.0%	0.0%

SHARE OF STATE'S LEAN BUSINESS BY LENDER

REGION: ATLANTA										
LENDER	Alabama	Florida	Georgia	Kentucky	Mississippi	North Carolina	Puerto Rico	South Carolina	Tennessee	Virgin Islands
RED MORTGAGE CAPITAL	0.0%	0.0%	0.0%	0.0%	0.0%	0.0%	0.0%	0.0%	0.0%	0.0%
ACRE CAPITAL LLC	0.0%	0.0%	0.0%	0.0%	0.0%	0.0%	0.0%	0.0%	0.0%	0.0%
BELLWETHER REAL EST CAPITAL	0.0%	0.0%	0.0%	0.0%	0.0%	0.0%	0.0%	0.0%	0.0%	0.0%
BERKADIA COMMERCIAL MTG	0.0%	2.4%	0.0%	0.0%	0.0%	0.0%	0.0%	25.0%	0.0%	0.0%
CAIN BROTHERS FUNDING LLC	0.0%	0.0%	0.0%	0.0%	0.0%	0.0%	0.0%	0.0%	0.0%	0.0%
CAMBRIDGE REALTY CAPITAL	0.0%	0.0%	0.0%	0.0%	0.0%	0.0%	0.0%	25.0%	0.0%	0.0%
CAPITAL FUNDING LLC	0.0%	0.0%	100.0%	0.0%	0.0%	23.1%	0.0%	25.0%	0.0%	0.0%
CAPITAL ONE MF FINANCE LLC	0.0%	0.0%	0.0%	0.0%	0.0%	0.0%	0.0%	0.0%	0.0%	0.0%
CBRE HMF INC	0.0%	0.0%	0.0%	0.0%	0.0%	0.0%	0.0%	0.0%	0.0%	0.0%
CENTENNIAL MORTGAGE	0.0%	0.0%	0.0%	0.0%	0.0%	0.0%	0.0%	0.0%	0.0%	0.0%
CENTURY HEALTH CAPITAL	0.0%	0.0%	0.0%	0.0%	0.0%	0.0%	0.0%	0.0%	0.0%	0.0%
DOUGHERTY MORTGAGE LLC	0.0%	0.0%	0.0%	0.0%	0.0%	0.0%	0.0%	0.0%	0.0%	0.0%
DWIGHT CAPITAL LLC	0.0%	0.0%	0.0%	0.0%	0.0%	0.0%	0.0%	0.0%	0.0%	0.0%
FIRST AMERICAN CAPITAL GRP	0.0%	0.0%	0.0%	0.0%	0.0%	0.0%	0.0%	0.0%	0.0%	0.0%
GERSHMAN INVESTMENT	0.0%	0.0%	0.0%	0.0%	0.0%	0.0%	0.0%	0.0%	0.0%	0.0%
GRANDBRIDGE REAL ESTATE CAP	0.0%	0.0%	0.0%	0.0%	0.0%	0.0%	0.0%	0.0%	0.0%	0.0%
GREAT LAKES FINANCIAL GRP	0.0%	0.0%	0.0%	0.0%	0.0%	0.0%	0.0%	0.0%	0.0%	0.0%
GREYSTONE FUNDING CORP (GREYSTONE SERVICING)	0.0%	0.0%	0.0%	0.0%	16.7%	0.0%	0.0%	0.0%	0.0%	0.0%
HOUSING & HEALTHCARE FINC	0.0%	7.3%	0.0%	0.0%	0.0%	0.0%	0.0%	25.0%	0.0%	0.0%
JONES LANG LASALLE MULTIFAMILY, LLC	0.0%	0.0%	0.0%	0.0%	0.0%	0.0%	0.0%	0.0%	0.0%	0.0%
KEYBANK NA	0.0%	78.0%	0.0%	0.0%	83.3%	38.5%	0.0%	0.0%	0.0%	0.0%
LANCASTER POLLARD MTGE CO	0.0%	2.4%	0.0%	0.0%	0.0%	15.4%	0.0%	0.0%	0.0%	0.0%
LINKS MORTGAGE CORP	0.0%	0.0%	0.0%	0.0%	0.0%	23.1%	0.0%	0.0%	0.0%	0.0%
LOVE FUNDING CORP	0.0%	4.9%	0.0%	100.0%	0.0%	0.0%	0.0%	0.0%	0.0%	0.0%
M & T REALTY CORP	0.0%	0.0%	0.0%	0.0%	0.0%	0.0%	0.0%	0.0%	0.0%	0.0%
OPPENHEIMER MF HSG & HCARE	0.0%	0.0%	0.0%	0.0%	0.0%	0.0%	0.0%	0.0%	0.0%	0.0%
P/R MTGE & INVEST CORP	0.0%	0.0%	0.0%	0.0%	0.0%	0.0%	0.0%	0.0%	0.0%	0.0%
PILLAR CAPITAL FINANCE LLC	0.0%	0.0%	0.0%	0.0%	0.0%	0.0%	0.0%	0.0%	0.0%	0.0%
PINEVIEW CAPITAL GROUP, INC.	0.0%	0.0%	0.0%	0.0%	0.0%	0.0%	0.0%	0.0%	0.0%	0.0%
REGIONS BANK	0.0%	4.9%	0.0%	0.0%	0.0%	0.0%	0.0%	0.0%	0.0%	0.0%
ROCKHALL FUNDING CORP	0.0%	0.0%	0.0%	0.0%	0.0%	0.0%	0.0%	0.0%	0.0%	0.0%
ROCKPORT MORTGAGE	0.0%	0.0%	0.0%	0.0%	0.0%	0.0%	0.0%	0.0%	0.0%	0.0%
SIMS MORTGAGE FUNDING	0.0%	0.0%	0.0%	0.0%	0.0%	0.0%	0.0%	0.0%	0.0%	0.0%
WALKER AND DUNLOP LLC	0.0%	0.0%	0.0%	0.0%	0.0%	0.0%	0.0%	0.0%	0.0%	0.0%
ZIEGLER FINANCING CORP	0.0%	0.0%	0.0%	0.0%	0.0%	0.0%	0.0%	0.0%	0.0%	0.0%

SHARE OF STATE'S LEAN BUSINESS BY LENDER

REGION: CHICAGO						
LENDER	Illinois	Indiana	Michigan	Minnesota	Ohio	Wisconsin
RED MORTGAGE CAPITAL	0.0%	0.0%	12.5%	0.0%	3.8%	0.0%
ACRE CAPITAL LLC	0.0%	0.0%	0.0%	0.0%	0.0%	0.0%
BELLWETHER REAL EST CAPITAL	0.0%	0.0%	0.0%	0.0%	3.8%	0.0%
BERKADIA COMMERCIAL MTG	0.0%	0.0%	0.0%	9.1%	0.0%	0.0%
CAIN BROTHERS FUNDING LLC	0.0%	0.0%	0.0%	0.0%	0.0%	0.0%
CAMBRIDGE REALTY CAPITAL	10.5%	0.0%	0.0%	0.0%	3.8%	0.0%
CAPITAL FUNDING LLC	5.3%	0.0%	0.0%	0.0%	0.0%	20.0%
CAPITAL ONE MF FINANCE LLC	26.3%	25.0%	0.0%	0.0%	0.0%	0.0%
CBRE HMF INC	0.0%	0.0%	0.0%	0.0%	0.0%	0.0%
CENTENNIAL MORTGAGE	0.0%	0.0%	0.0%	0.0%	0.0%	0.0%
CENTURY HEALTH CAPITAL	0.0%	0.0%	0.0%	0.0%	0.0%	0.0%
DOUGHERTY MORTGAGE LLC	0.0%	0.0%	0.0%	27.3%	0.0%	0.0%
DWIGHT CAPITAL LLC	0.0%	0.0%	0.0%	0.0%	0.0%	0.0%
FIRST AMERICAN CAPITAL GRP	5.3%	0.0%	0.0%	9.1%	0.0%	0.0%
GERSHMAN INVESTMENT	0.0%	0.0%	0.0%	0.0%	0.0%	20.0%
GRANDBRIDGE REAL ESTATE CAP	0.0%	0.0%	0.0%	0.0%	0.0%	0.0%
GREAT LAKES FINANCIAL GRP	0.0%	0.0%	0.0%	0.0%	0.0%	0.0%
GREYSTONE FUNDING CORP (GREYSTONE SERVICING)	0.0%	0.0%	0.0%	0.0%	3.8%	0.0%
HOUSING & HEALTHCARE FINC	5.3%	0.0%	0.0%	0.0%	15.4%	0.0%
JONES LANG LASALLE MULTIFAMILY, LLC	0.0%	0.0%	0.0%	27.3%	0.0%	20.0%
KEYBANK NA	0.0%	0.0%	0.0%	0.0%	0.0%	0.0%
LANCASTER POLLARD MTGE CO	26.3%	25.0%	75.0%	18.2%	38.5%	40.0%
LINKS MORTGAGE CORP	0.0%	0.0%	0.0%	0.0%	3.8%	0.0%
LOVE FUNDING CORP	5.3%	0.0%	12.5%	0.0%	0.0%	0.0%
M & T REALTY CORP	0.0%	0.0%	0.0%	0.0%	0.0%	0.0%
OPPENHEIMER MF HSG & HCARE	0.0%	0.0%	0.0%	0.0%	26.9%	0.0%
P/R MTGE & INVEST CORP	0.0%	50.0%	0.0%	0.0%	0.0%	0.0%
PILLAR CAPITAL FINANCE LLC	15.8%	0.0%	0.0%	0.0%	0.0%	0.0%
PINEVIEW CAPITAL GROUP, INC.	0.0%	0.0%	0.0%	0.0%	0.0%	0.0%
REGIONS BANK	0.0%	0.0%	0.0%	0.0%	0.0%	0.0%
ROCKHALL FUNDING CORP	0.0%	0.0%	0.0%	0.0%	0.0%	0.0%
ROCKPORT MORTGAGE	0.0%	0.0%	0.0%	0.0%	0.0%	0.0%
SIMS MORTGAGE FUNDING	0.0%	0.0%	0.0%	0.0%	0.0%	0.0%
WALKER AND DUNLOP LLC	0.0%	0.0%	0.0%	0.0%	0.0%	0.0%
ZIEGLER FINANCING CORP	0.0%	0.0%	0.0%	9.1%	0.0%	0.0%

SHARE OF STATE'S LEAN BUSINESS BY LENDER

REGION: FORT WORTH									
LENDER	Arkansas	Iowa	Kansas	Louisiana	Missouri	Nebraska	New Mexico	Oklahoma	Texas
RED MORTGAGE CAPITAL	0.0%	0.0%	0.0%	0.0%	0.0%	0.0%	0.0%	0.0%	12.5%
ACRE CAPITAL LLC	0.0%	0.0%	0.0%	0.0%	0.0%	0.0%	0.0%	0.0%	0.0%
BELLWETHER REAL EST CAPITAL	0.0%	0.0%	0.0%	0.0%	0.0%	0.0%	0.0%	0.0%	0.0%
BERKADIA COMMERCIAL MTG	0.0%	100.0%	85.7%	0.0%	62.5%	0.0%	66.7%	0.0%	12.5%
CAIN BROTHERS FUNDING LLC	0.0%	0.0%	0.0%	0.0%	0.0%	0.0%	0.0%	0.0%	0.0%
CAMBRIDGE REALTY CAPITAL	0.0%	0.0%	0.0%	0.0%	0.0%	0.0%	0.0%	0.0%	0.0%
CAPITAL FUNDING LLC	0.0%	0.0%	0.0%	0.0%	0.0%	0.0%	0.0%	0.0%	25.0%
CAPITAL ONE MF FINANCE LLC	0.0%	0.0%	0.0%	0.0%	0.0%	0.0%	0.0%	0.0%	0.0%
CBRE HMF INC	0.0%	0.0%	0.0%	0.0%	0.0%	0.0%	0.0%	0.0%	0.0%
CENTENNIAL MORTGAGE	0.0%	0.0%	0.0%	0.0%	0.0%	0.0%	0.0%	0.0%	0.0%
CENTURY HEALTH CAPITAL	0.0%	0.0%	0.0%	0.0%	0.0%	0.0%	0.0%	0.0%	0.0%
DOUGHERTY MORTGAGE LLC	0.0%	0.0%	0.0%	0.0%	0.0%	0.0%	0.0%	0.0%	12.5%
DWIGHT CAPITAL LLC	0.0%	0.0%	0.0%	0.0%	0.0%	0.0%	0.0%	0.0%	0.0%
FIRST AMERICAN CAPITAL GRP	0.0%	0.0%	0.0%	0.0%	0.0%	0.0%	0.0%	0.0%	0.0%
GERSHMAN INVESTMENT	0.0%	0.0%	0.0%	0.0%	12.5%	0.0%	0.0%	0.0%	0.0%
GRANDBRIDGE REAL ESTATE CAP	0.0%	0.0%	0.0%	0.0%	0.0%	0.0%	0.0%	0.0%	0.0%
GREAT LAKES FINANCIAL GRP	0.0%	0.0%	0.0%	0.0%	0.0%	0.0%	33.3%	0.0%	0.0%
GREYSTONE FUNDING CORP (GREYSTONE SERVICING)	0.0%	0.0%	0.0%	0.0%	0.0%	0.0%	0.0%	0.0%	0.0%
HOUSING & HEALTHCARE FINC	0.0%	0.0%	0.0%	0.0%	0.0%	0.0%	0.0%	50.0%	12.5%
JONES LANG LASALLE MULTIFAMILY, LLC	0.0%	0.0%	0.0%	0.0%	0.0%	0.0%	0.0%	0.0%	0.0%
KEYBANK NA	0.0%	0.0%	0.0%	0.0%	12.5%	0.0%	0.0%	0.0%	0.0%
LANCASTER POLLARD MTGE CO	0.0%	0.0%	0.0%	0.0%	0.0%	100.0%	0.0%	50.0%	25.0%
LINKS MORTGAGE CORP	0.0%	0.0%	0.0%	0.0%	0.0%	0.0%	0.0%	0.0%	0.0%
LOVE FUNDING CORP	0.0%	0.0%	0.0%	0.0%	12.5%	0.0%	0.0%	0.0%	0.0%
M & T REALTY CORP	0.0%	0.0%	0.0%	0.0%	0.0%	0.0%	0.0%	0.0%	0.0%
OPPENHEIMER MF HSG & HCARE	0.0%	0.0%	0.0%	0.0%	0.0%	0.0%	0.0%	0.0%	0.0%
P/R MTGE & INVEST CORP	0.0%	0.0%	0.0%	0.0%	0.0%	0.0%	0.0%	0.0%	0.0%
PILLAR CAPITAL FINANCE LLC	0.0%	0.0%	0.0%	0.0%	0.0%	0.0%	0.0%	0.0%	0.0%
PINEVIEW CAPITAL GROUP, INC.	0.0%	0.0%	0.0%	0.0%	0.0%	0.0%	0.0%	0.0%	0.0%
REGIONS BANK	0.0%	0.0%	0.0%	0.0%	0.0%	0.0%	0.0%	0.0%	0.0%
ROCKHALL FUNDING CORP	0.0%	0.0%	0.0%	0.0%	0.0%	0.0%	0.0%	0.0%	0.0%
ROCKPORT MORTGAGE	0.0%	0.0%	0.0%	0.0%	0.0%	0.0%	0.0%	0.0%	0.0%
SIMS MORTGAGE FUNDING	0.0%	0.0%	0.0%	0.0%	0.0%	0.0%	0.0%	0.0%	0.0%
WALKER AND DUNLOP LLC	0.0%	0.0%	14.3%	0.0%	0.0%	0.0%	0.0%	0.0%	0.0%
ZIEGLER FINANCING CORP	0.0%	0.0%	0.0%	0.0%	0.0%	0.0%	0.0%	0.0%	0.0%

SHARE OF STATE'S LEAN BUSINESS BY LENDER

REGION: SAN FRANCISCO														
LENDER	Alaska	Arizona	California	Colorado	Hawaii	Idaho	Montana	Nevada	North Dakota	Oregon	South Dakota	Utah	Washington	Wyoming
RED MORTGAGE CAPITAL	0.0%	0.0%	0.0%	0.0%	0.0%	0.0%	0.0%	0.0%	0.0%	100.0%	0.0%	50.0%	0.0%	0.0%
ACRE CAPITAL LLC	0.0%	20.0%	0.0%	0.0%	0.0%	0.0%	0.0%	0.0%	0.0%	0.0%	0.0%	0.0%	22.2%	0.0%
BELLWETHER REAL EST CAPITAL	0.0%	0.0%	0.0%	0.0%	0.0%	0.0%	0.0%	0.0%	0.0%	0.0%	0.0%	0.0%	0.0%	0.0%
BERKADIA COMMERCIAL MTG	0.0%	0.0%	23.5%	0.0%	0.0%	50.0%	0.0%	50.0%	0.0%	0.0%	0.0%	0.0%	0.0%	0.0%
CAIN BROTHERS FUNDING LLC	0.0%	0.0%	0.0%	0.0%	0.0%	0.0%	0.0%	0.0%	0.0%	0.0%	0.0%	0.0%	0.0%	0.0%
CAMBRIDGE REALTY CAPITAL	0.0%	0.0%	0.0%	0.0%	0.0%	0.0%	0.0%	0.0%	0.0%	0.0%	0.0%	0.0%	0.0%	0.0%
CAPITAL FUNDING LLC	0.0%	0.0%	11.8%	100.0%	0.0%	0.0%	0.0%	0.0%	0.0%	0.0%	0.0%	0.0%	0.0%	0.0%
CAPITAL ONE MF FINANCE LLC	0.0%	0.0%	0.0%	0.0%	0.0%	0.0%	0.0%	0.0%	0.0%	0.0%	0.0%	0.0%	0.0%	0.0%
CBRE HMF INC	0.0%	0.0%	5.9%	0.0%	0.0%	0.0%	0.0%	0.0%	0.0%	0.0%	0.0%	0.0%	0.0%	0.0%
CENTENNIAL MORTGAGE	0.0%	0.0%	0.0%	0.0%	0.0%	0.0%	0.0%	0.0%	0.0%	0.0%	0.0%	50.0%	0.0%	0.0%
CENTURY HEALTH CAPITAL	0.0%	0.0%	0.0%	0.0%	0.0%	0.0%	0.0%	0.0%	0.0%	0.0%	0.0%	0.0%	0.0%	0.0%
DOUGHERTY MORTGAGE LLC	0.0%	20.0%	0.0%	0.0%	0.0%	0.0%	0.0%	0.0%	0.0%	0.0%	0.0%	0.0%	0.0%	0.0%
DWIGHT CAPITAL LLC	0.0%	20.0%	0.0%	0.0%	0.0%	0.0%	0.0%	50.0%	0.0%	0.0%	0.0%	0.0%	0.0%	0.0%
FIRST AMERICAN CAPITAL GRP	0.0%	0.0%	0.0%	0.0%	0.0%	0.0%	0.0%	0.0%	0.0%	0.0%	0.0%	0.0%	0.0%	0.0%
GERSHMAN INVESTMENT	0.0%	0.0%	0.0%	0.0%	0.0%	0.0%	0.0%	0.0%	0.0%	0.0%	0.0%	0.0%	0.0%	0.0%
GRANDBRIDGE REAL ESTATE CAP	0.0%	0.0%	0.0%	0.0%	0.0%	0.0%	50.0%	0.0%	0.0%	0.0%	0.0%	0.0%	0.0%	0.0%
GREAT LAKES FINANCIAL GRP	0.0%	0.0%	0.0%	0.0%	0.0%	0.0%	0.0%	0.0%	0.0%	0.0%	0.0%	0.0%	0.0%	0.0%
GREYSTONE FUNDING CORP (GREYSTONE SERVICING)	0.0%	0.0%	0.0%	0.0%	0.0%	0.0%	0.0%	0.0%	0.0%	0.0%	0.0%	0.0%	0.0%	0.0%
HOUSING & HEALTHCARE FINC	0.0%	0.0%	11.8%	0.0%	0.0%	0.0%	0.0%	0.0%	0.0%	0.0%	0.0%	0.0%	0.0%	0.0%
JONES LANG LASALLE MULTIFAMILY, LLC	0.0%	0.0%	0.0%	0.0%	0.0%	0.0%	0.0%	0.0%	0.0%	0.0%	0.0%	0.0%	0.0%	0.0%
KEYBANK NA	0.0%	0.0%	17.6%	0.0%	0.0%	0.0%	0.0%	0.0%	0.0%	0.0%	0.0%	0.0%	11.1%	0.0%
LANCASTER POLLARD MTGE CO	0.0%	40.0%	23.5%	0.0%	0.0%	0.0%	0.0%	0.0%	0.0%	0.0%	0.0%	0.0%	33.3%	0.0%
LINKS MORTGAGE CORP	0.0%	0.0%	0.0%	0.0%	0.0%	0.0%	0.0%	0.0%	0.0%	0.0%	0.0%	0.0%	0.0%	0.0%
LOVE FUNDING CORP	0.0%	0.0%	0.0%	0.0%	0.0%	0.0%	0.0%	0.0%	0.0%	0.0%	0.0%	0.0%	0.0%	0.0%
M & T REALTY CORP	0.0%	0.0%	0.0%	0.0%	0.0%	0.0%	0.0%	0.0%	0.0%	0.0%	0.0%	0.0%	0.0%	0.0%
OPPENHEIMER MF HSG & HCARE	0.0%	0.0%	0.0%	0.0%	0.0%	0.0%	0.0%	0.0%	0.0%	0.0%	0.0%	0.0%	0.0%	0.0%
P/R MTGE & INVEST CORP	0.0%	0.0%	0.0%	0.0%	0.0%	0.0%	0.0%	0.0%	0.0%	0.0%	0.0%	0.0%	0.0%	0.0%
PILLAR CAPITAL FINANCE LLC	0.0%	0.0%	0.0%	0.0%	0.0%	0.0%	0.0%	0.0%	0.0%	0.0%	0.0%	0.0%	22.2%	0.0%
PINEVIEW CAPITAL GROUP, INC.	0.0%	0.0%	0.0%	0.0%	0.0%	50.0%	50.0%	0.0%	0.0%	0.0%	0.0%	0.0%	0.0%	0.0%
REGIONS BANK	0.0%	0.0%	0.0%	0.0%	0.0%	0.0%	0.0%	0.0%	0.0%	0.0%	0.0%	0.0%	0.0%	0.0%
ROCKHALL FUNDING CORP	0.0%	0.0%	0.0%	0.0%	0.0%	0.0%	0.0%	0.0%	0.0%	0.0%	0.0%	0.0%	0.0%	0.0%
ROCKPORT MORTGAGE	0.0%	0.0%	0.0%	0.0%	0.0%	0.0%	0.0%	0.0%	0.0%	0.0%	0.0%	0.0%	0.0%	0.0%
SIMS MORTGAGE FUNDING	0.0%	0.0%	0.0%	0.0%	0.0%	0.0%	0.0%	0.0%	0.0%	0.0%	0.0%	0.0%	0.0%	0.0%
WALKER AND DUNLOP LLC	0.0%	0.0%	5.9%	0.0%	0.0%	0.0%	0.0%	0.0%	0.0%	0.0%	0.0%	0.0%	11.1%	0.0%
ZIEGLER FINANCING CORP	0.0%	0.0%	0.0%	0.0%	0.0%	0.0%	0.0%	0.0%	0.0%	0.0%	0.0%	0.0%	0.0%	0.0%

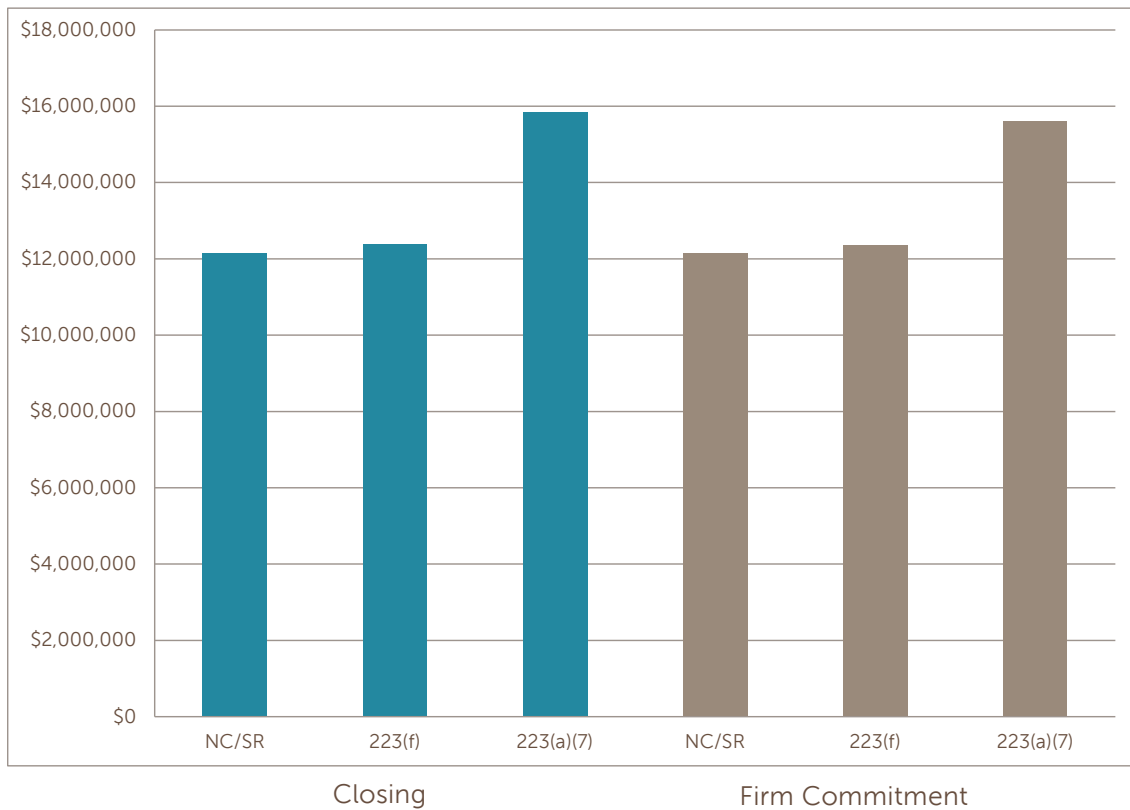
LEAN FIRM COMMITMENTS BY PROGRAM & STATE

Region	State	a7	232/223f	NC/SR	241a	TOTAL
NEW YORK CITY	Connecticut	0	3	0	0	3
	Delaware	0	0	0	0	0
	District Of Columbia	0	0	0	0	0
	Maine	0	5	0	0	5
	Maryland	1	3	0	0	4
	Massachusetts	2	2	0	0	4
	New Hampshire	0	0	0	0	0
	New Jersey	0	15	0	0	15
	New York	0	12	1	3	16
	Pennsylvania	0	5	0	0	5
	Rhode Island	0	2	0	0	2
	Vermont	0	3	0	0	3
	Virginia	0	5	3	2	10
West Virginia	0	7	0	0	7	
ATLANTA	Alabama	0	0	0	0	0
	Florida	0	39	2	0	41
	Georgia	0	1	0	0	1
	Kentucky	0	1	0	0	1
	Mississippi	1	5	0	0	6
	North Carolina	0	12	1	0	13
	Puerto Rico	0	0	0	0	0
	South Carolina	0	4	0	0	4
	Tennessee	0	0	0	0	0
	Virgin Islands	0	0	0	0	0
CHICAGO	Illinois	0	14	4	1	19
	Indiana	0	4	0	0	4
	Michigan	0	7	0	1	8
	Minnesota	0	11	0	0	11
	Ohio	0	24	1	1	26
	Wisconsin	0	5	0	0	5
FORT WORTH	Arkansas	0	0	0	0	0
	Iowa	0	2	0	0	2
	Kansas	0	7	0	0	7
	Louisiana	0	0	0	0	0
	Missouri	1	7	0	0	8
	Nebraska	0	2	0	0	2
	New Mexico	0	3	0	0	3
	Oklahoma	0	2	0	0	2
	Texas	1	6	0	1	8
SAN FRANCISCO	Alaska	0	0	0	0	0
	Arizona	1	3	1	0	5
	California	0	16	1	0	17
	Colorado	0	2	0	0	2
	Hawaii	0	0	0	0	0
	Idaho	0	2	0	0	2
	Montana	0	2	0	0	2
	Nevada	0	2	0	0	2
	North Dakota	0	0	0	0	0
	Oregon	0	1	0	0	1
	South Dakota	0	0	0	0	0
	Utah	1	1	0	0	2
	Washington	2	7	0	0	9
Wyoming	0	0	0	0	0	
TOTAL		10	254	14	9	287

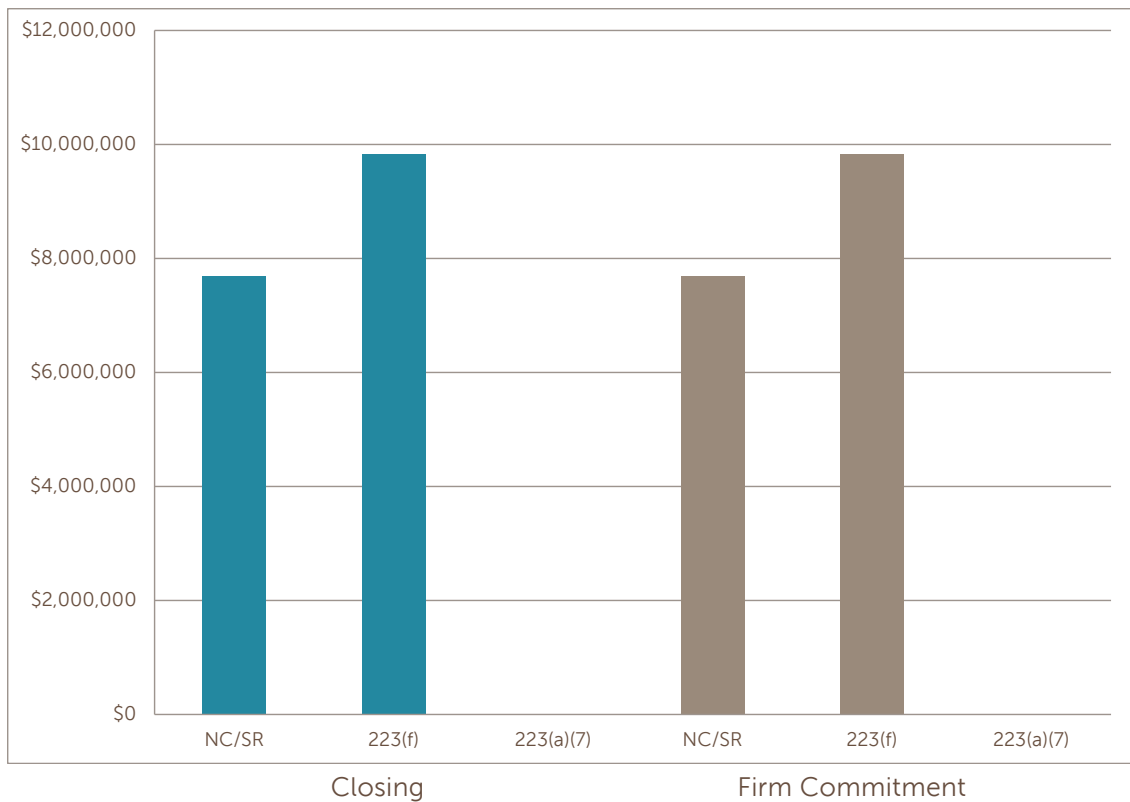
This page has been intentionally left blank.

FHA Lender Ranking Summary | **FY 2016**
Chapter 4: **OTHER DATA**
OF INTEREST

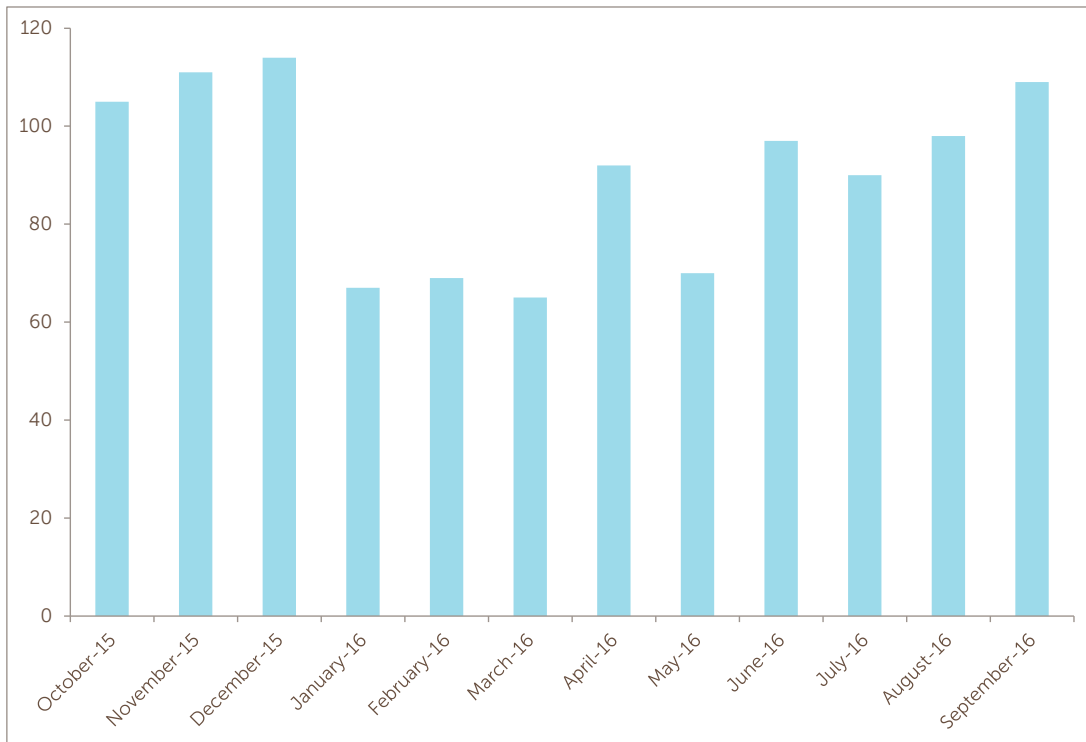
RMC: MAP AVERAGE LOAN VOLUME BY PROGRAM



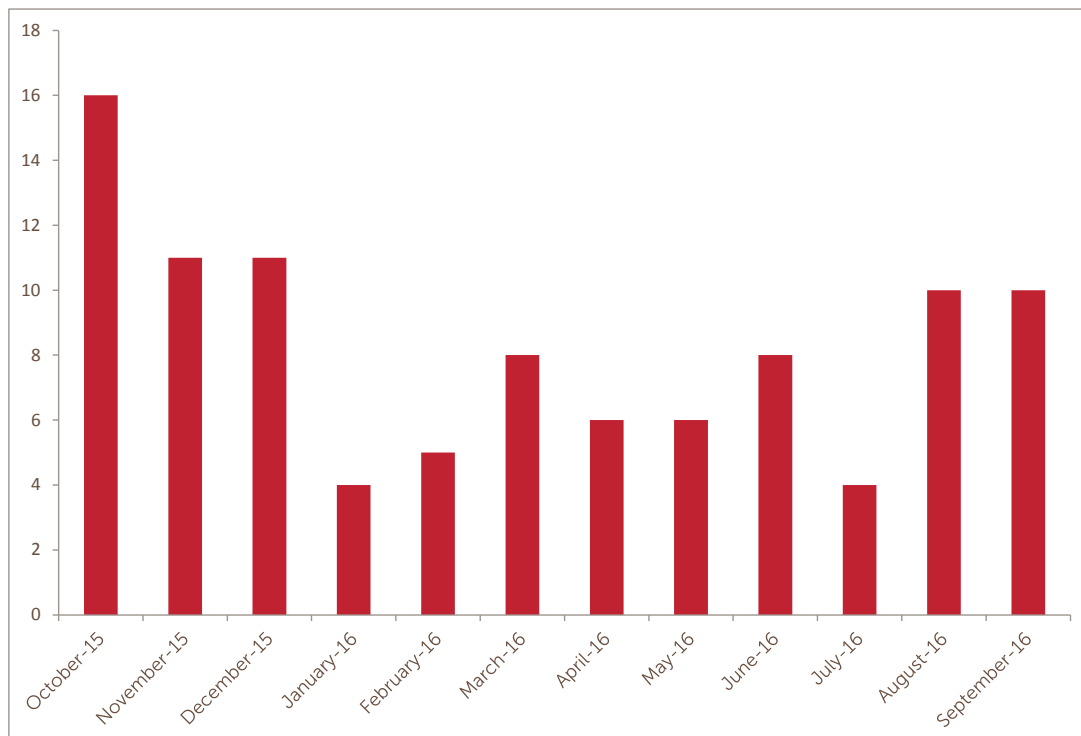
RMC: LEAN AVERAGE LOAN VOLUME BY PROGRAM



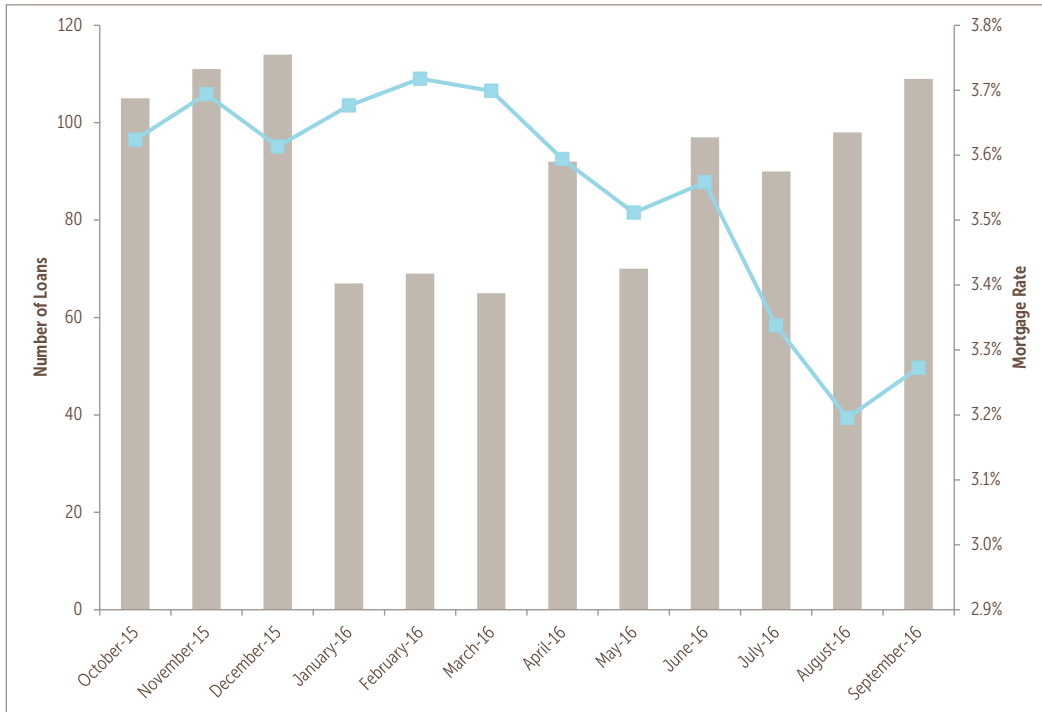
TOTAL FHA CLOSINGS BY MONTH



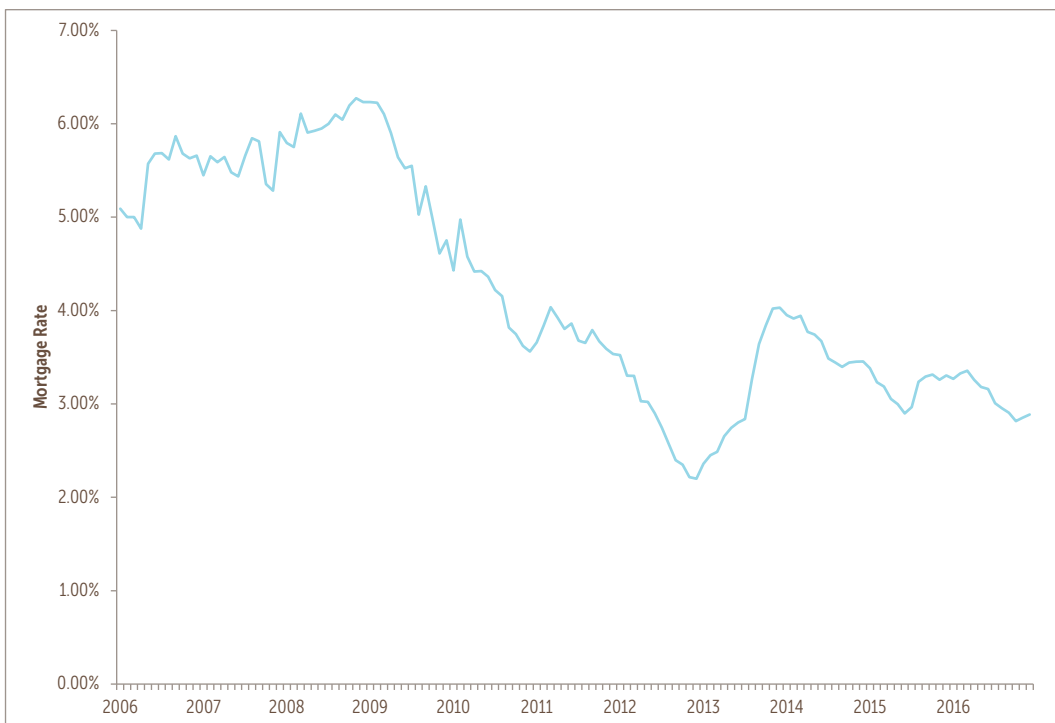
RMC: FHA CLOSINGS BY MONTH



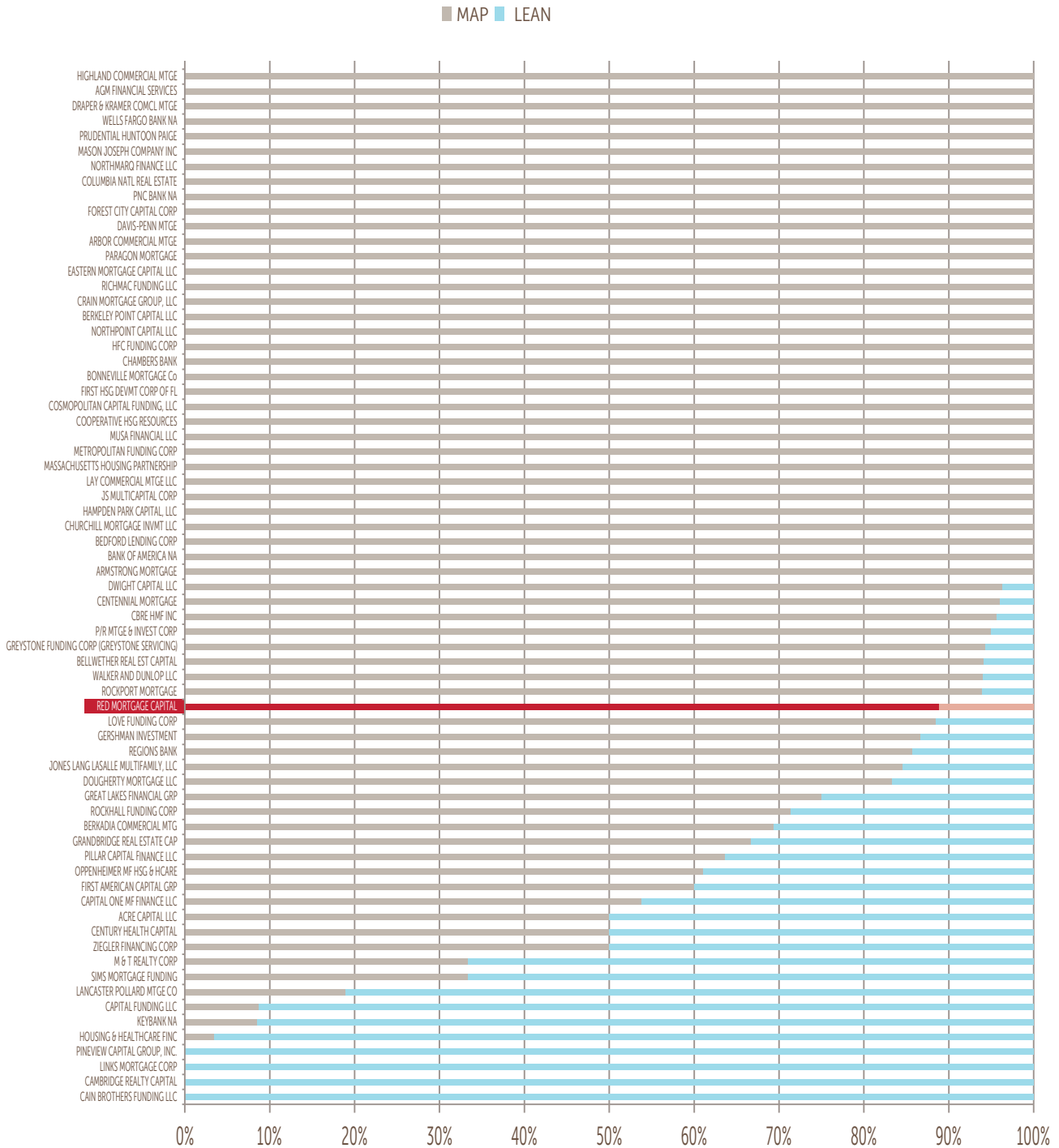
TOTAL FHA CLOSINGS & AVERAGE MORTGAGE RATE BY MONTH



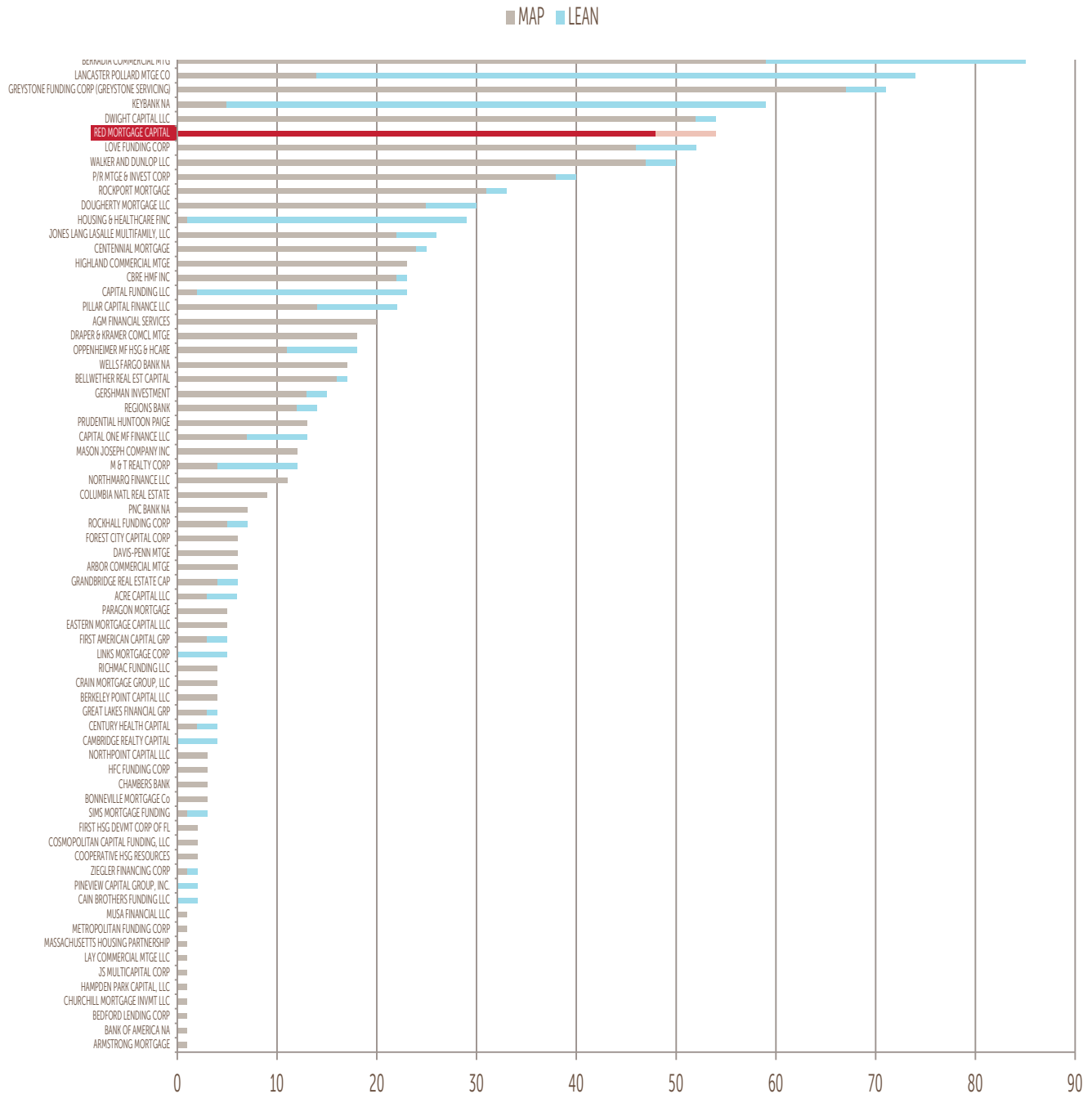
**GNMA POOL ISSUANCE AND MORTGAGE RATES
(MORTGAGE RATE DATA FOR 223(f) LOANS WITH 35 YR TERM)**



SHARE OF LENDER FIRM COMMITMENTS BY MAP & LEAN



SHARE OF LENDER FIRM COMMITMENTS BY MAP & LEAN



This page has been intentionally left blank.



Corporate Headquarters
10 West Broad Street, 8th Floor
Columbus, OH 43215

www.redcapitalgroup.com_800.837.5100