

**F H A
L E N D E R
R A N K I N G
S U M M A R Y**

**F Y
2 0
1 5**

EXECUTIVE SUMMARY

While the benefits of FHA MAP and Lean loan programs are numerous, the application and approval process often is more complex and document-intensive than comparable conventional loans. In addition, the length of time between loan engagement and funding can be longer. Consequently, prospective borrowers are well-advised to engage an experienced lender to guide them through the process. A strong lending partner will offer:

- Industry-leading product knowledge.
- Deep processing and closing resources.
- Broad loan and mortgage-backed security secondary market distribution capability.
- The highest standards of ethics when dealing with clients and investors.

Of equal importance, the lender also should possess constructive and longstanding relationships with FHA underwriters, their respective regional and HUB offices, as well as with experienced appraisers and other third parties who form the balance of the loan application team.

RED Mortgage Capital (RED) believes that no other firm meets or exceeds its capabilities in any or all of the aforementioned respects. And, while many may make the claim of being number one, we have the numbers to prove that RED was a top originator of HUD-insured multifamily and health care loans in Fiscal Year 2015.

To support this claim, RED has prepared the following comprehensive 2015 FHA Lender Ranking Summary, which reports and ranks the overall FHA MAP and Lean project loan origination numbers, and further stratifies the data by way of the individual loan programs with respect to firm commitments and closings in Fiscal Year 2015. We hope the summary will help you to evaluate lenders on the basis of their respective product and regional expertise.

Chapter 1:
LENDER RANKINGS

Summary of FHA Activity by Lender	6
Summary of FHA Activity by Lender	7
All FHA (MAP & LEAN) Closings	8
All FHA (MAP & LEAN) Firm Commitments	9
MAP Closings	10
MAP Firm Commitments	11
LEAN Closings	12
LEAN Firm Commitments	13
MAP Firm Commitments By Lending Program	14
MAP Firm Commitments By Lending Program	15

Chapter 2:
MAP LOAN ACTIVITY BY PROGRAM

Total FHA MAP Loan Volume by Program	17
Total FHA MAP Loan Count by Program	17
RMC: MAP Loan Volume by Program	17
RMC: MAP Loan Count by Program	17

MOST ACTIVE MAP LENDERS:

New Construction/Sub Rehab Volume	18
New Construction/Sub Rehab Count	18
223(f) Refi/Purchase Volume	18
223(f) Refi/Purchase Volume	18
223(a)(7) Refi Volume	19
223(a)(7) Refi Count	19
241(a) Refi/Purchase Volume	19
241(a) Refi/Purchase Count	19

Chapter 3:
LEAN LOAN ACTIVITY BY PROGRAM

Total FHA Lean Loan Volume by Program	21
Total FHA Lean Loan Volume by Program	21
RMC: Lean Loan Volume by Program	21
RMC: Lean Loan Count by Program	21

MOST ACTIVE LEAN LENDERS:

New Construction/Sub Rehab Volume	22
New Construction/Sub Rehab Count	22
223(f) Refi/Purchase Volume	22
223(f) Refi/Purchase Volume	22
223(a)(7) Refi Volume	23
223(a)(7) Refi Count	23
241(a) Refi/Purchase Volume	23
241(a) Refi/Purchase Count	23

Chapter 4:
MAP LENDING ACTIVITY BY STATE & LENDER

MAP Loans (Firm Commitments) by Lender & State	26 – 29
Share of Lender’s MAP Business by State	30 – 35
Share of State MAP Business by Lender	36 – 40
MAP Firm Commitments by Program & State	41

Chapter 5:
LEAN LENDING ACTIVITY BY STATE & LENDER

Lean Loans (Firm Commitments) by Lender & State	43 – 47
Share of Lender’s Lean Business by State	48 – 52
Share of State MAP Business by Lender	53 – 57
MAP Firm Commitments by Program & State	58

Chapter 6:

OTHER DATA OF INTEREST

RMC: MAP Average Loan Volume by Program	59
RMC: LEAN Average Loan Volume by Program	59
Total FHA Closings by Month	60
RMC: FHA Closings by Month.	60
Total FHA Closings & Average Interest Rate by Month	61
GNMA Pool Issuance and Mortgage Rates (Mortgage Rate Data for 223(f) Loans with 35 Yr Term)	61
Share of Lender Firm Commitments by MAP & LEAN	62
Share of Lender Firm Commitments by MAP & LEAN	63

FHA Lender Ranking Summary | **FY 2015**
Chapter 1: **LENDER RANKINGS**

LENDER RANKINGS / SUMMARY OF FHA ACTIVITY BY LENDER

LENDER	MAP CLOSINGS				LEAN FIRM COMMITMENTS				LEAN CLOSINGS			
	# of Loans	Volume	Rank by Loan Count	Rank by Loan Volume	# of Loans	Volume	Rank by Loan Count	Rank by Loan Volume	# of Loans	Volume	Rank by Loan Count	Rank by Loan Volume
RED MORTGAGE CAPITAL	84	\$762,853,000	2	3	13	\$98,462,300	8	11	19	\$138,608,600	4	6
ACRE CAPITAL LLC	6	\$149,176,500	26	21	4	\$27,897,700	16	19	3	\$10,716,500	18	28
AGM FINANCIAL SERVICES	2	\$14,573,900	43	45	0	\$0	42	42	0	\$0	32	32
ARBOR COMMERCIAL MTGE	7	\$136,381,100	25	23	2	\$6,637,200	23	34	2	\$6,757,100	23	30
ARMSTRONG MORTGAGE	2	\$1,816,500	43	57	0	\$0	42	42	0	\$0	32	32
BANK OF AMERICA NA	0	\$0	59	59	0	\$0	42	42	0	\$0	32	32
BANKERS GUARANTEE TITLE TR	1	\$5,325,000	48	52	0	\$0	42	42	0	\$0	32	32
BEDFORD LENDING CORP	1	\$4,432,000	48	53	0	\$0	42	42	0	\$0	32	32
BELLWETHER REAL EST CAPITAL	17	\$84,793,700	18	27	1	\$5,837,400	28	36	0	\$0	32	32
BERKADIA COMMERCIAL MTG	91	\$1,091,752,200	1	1	9	\$52,327,300	12	15	8	\$43,441,900	13	17
BERKELEY POINT CAPITAL LLC	4	\$62,841,900	33	31	1	\$8,179,200	28	32	1	\$8,285,700	29	29
BONNEVILLE MORTGAGE CO	1	\$39,094,000	48	36	0	\$0	42	42	0	\$0	32	32
CAIN BROTHERS FUNDING LLC	0	\$0	59	59	1	\$13,677,500	28	26	0	\$0	32	32
CALIFORNIA COMMTY REINVTM CORP	1	\$9,177,800	48	48	0	\$0	42	42	0	\$0	32	32
CAMBRIDGE REALTY CAPITAL	0	\$0	59	59	12	\$134,013,000	9	7	15	\$205,450,400	5	4
CAPITAL FUNDING LLC	5	\$23,955,900	29	41	20	\$186,234,700	4	5	28	\$253,973,300	2	3
CAPITAL ONE MF FINANCE LLC	3	\$27,731,700	36	39	7	\$69,303,900	14	13	9	\$98,882,400	12	10
CBRE HMF INC	17	\$225,763,500	18	13	2	\$32,781,500	23	18	1	\$15,083,500	29	24
CENTENNIAL MORTGAGE	15	\$205,168,000	20	15	3	\$10,437,300	19	28	3	\$20,359,100	18	22
CENTERLINE MTGE CAPITAL	18	\$191,958,700	14	17	0	\$0	42	42	0	\$0	32	32
CENTRAL NATIONAL BANK&TRUST	0	\$0	59	59	0	\$0	42	42	0	\$0	32	32
CENTURY HEALTH CAPITAL	5	\$14,121,000	29	46	3	\$27,351,900	19	20	3	\$28,526,000	18	20
CHAMBERS BANK	0	\$0	59	59	0	\$0	42	42	0	\$0	32	32
CHURCHILL MORTGAGE INVMT LLC	2	\$6,219,700	43	51	0	\$0	42	42	0	\$0	32	32
COLUMBIA NATL REAL ESTATE	3	\$57,432,900	36	32	0	\$0	42	42	0	\$0	32	32
COSMOPOLITAN CAPITAL FUNDING, LLC	4	\$42,412,200	33	34	0	\$0	42	42	1	\$2,742,900	29	31
CRAIN MORTGAGE GROUP, LLC	0	\$0	59	59	0	\$0	42	42	0	\$0	32	32
DAVIS-PENN MTGE	15	\$122,807,500	20	24	0	\$0	42	42	0	\$0	32	32
DOUGHERTY MORTGAGE LLC	25	\$281,953,800	12	10	2	\$48,986,200	23	16	2	\$30,622,000	23	19
DRAPER & KRAMER COMCL MTGE	1	\$8,704,000	48	50	1	\$9,000,000	28	31	0	\$0	32	32
DWIGHT CAPITAL LLC	31	\$414,017,900	9	7	1	\$9,032,000	28	30	0	\$0	32	32
EASTERN MORTGAGE CAPITAL LLC	2	\$18,850,000	43	44	1	\$4,623,300	28	37	0	\$0	32	32
FIRST AMERICAN CAPITAL GRP	0	\$0	59	59	1	\$14,400,000	28	25	3	\$48,192,000	18	16
FIRST HSG DEVMT CORP OF FL	9	\$110,339,000	24	25	0	\$0	42	42	0	\$0	32	32
FOREST CITY CAPITAL CORP	6	\$41,245,700	26	35	0	\$0	42	42	0	\$0	32	32
GERSHMAN INVESTMENT	12	\$145,450,900	22	22	2	\$3,313,300	23	39	2	\$11,155,700	23	27
GRANDBRIDGE REAL ESTATE CAP	6	\$104,406,200	26	26	1	\$10,207,000	28	29	0	\$0	32	32
GREAT LAKES FINANCIAL GRP	4	\$8,926,000	33	49	0	\$0	42	42	0	\$0	32	32
GREYSTONE FUNDING CORP (GREYSTONE SERVICING)	67	\$948,810,500	3	2	23	\$268,436,600	3	3	13	\$178,269,600	7	5
HAMPDEN PARK CAPITAL, LLC	0	\$0	59	59	0	\$0	42	42	0	\$0	32	32
HFC FUNDING CORP	0	\$0	59	59	0	\$0	42	42	0	\$0	32	32
HIGHLAND COMMERCIAL MTGE	18	\$238,734,300	14	12	0	\$0	42	42	0	\$0	32	32
HOUSING & HEALTHCARE FINC	1	\$3,740,000	48	55	27	\$357,633,400	2	2	22	\$263,340,300	3	2
JS MULTICAPITAL CORP	0	\$0	59	59	0	\$0	42	42	0	\$0	32	32
KEYBANK NA (KEYCORP REAL ESTATE CAP MKT)	10	\$154,589,700	23	20	17	\$186,253,200	5	4	11	\$108,853,300	8	8
LANCASTER POLLARD MTGE CO	32	\$171,224,900	8	18	58	\$441,342,200	1	1	66	\$546,956,800	1	1
LINKS MORTGAGE CORP	0	\$0	59	59	4	\$26,016,800	16	22	0	\$0	32	32
LOVE FUNDING CORP	37	\$217,078,100	7	14	10	\$108,439,100	11	10	11	\$84,143,200	8	11
M & T REALTY CORP	3	\$43,744,700	36	33	11	\$149,927,600	10	6	5	\$69,235,400	15	12
MASON JOSEPH COMPANY INC	3	\$80,008,700	36	28	0	\$0	42	42	0	\$0	32	32
MASSACHUSETTS HFA	3	\$64,467,700	36	30	0	\$0	42	42	0	\$0	32	32
MASSACHUSETTS HOUSING PARTNERSHIP	0	\$0	59	59	0	\$0	42	42	0	\$0	32	32
METROPOLITAN FUNDING CORP	1	\$922,000	48	58	0	\$0	42	42	0	\$0	32	32
MINNESOTA HFA	1	\$2,007,500	48	56	0	\$0	42	42	0	\$0	32	32
MUSA FINANCIAL LLC	1	\$36,141,700	48	37	0	\$0	42	42	0	\$0	32	32
NORTHMARQ FINANCE LLC	5	\$68,549,300	29	29	1	\$7,167,900	28	33	2	\$12,927,900	23	25
NORTHPOINT CAPITAL LLC	1	\$9,375,000	48	47	0	\$0	42	42	0	\$0	32	32
OAK GROVE COMMERCIAL MTG	18	\$198,693,900	14	16	7	\$92,459,400	14	12	7	\$66,217,900	14	14
OPPENHEIMER MF HSG & HCARE	30	\$338,258,900	10	8	1	\$16,260,500	28	24	5	\$42,277,300	15	18
P/R MTGE & INVEST CORP	62	\$510,988,200	4	5	3	\$33,570,500	19	17	2	\$18,861,000	23	23
PARAGON MORTGAGE	0	\$0	59	59	1	\$4,352,500	28	38	0	\$0	32	32
PENNSYLVANIA HFA	0	\$0	59	59	0	\$0	42	42	0	\$0	32	32
PILLAR CAPITAL FINANCE LLC	18	\$156,863,300	14	19	14	\$133,453,900	6	8	11	\$66,987,500	8	13
PINEVIEW CAPITAL GROUP, INC.	0	\$0	59	59	4	\$26,496,400	16	21	3	\$22,038,400	18	21
PNC BANK NA	25	\$314,194,100	12	9	0	\$0	42	42	0	\$0	32	32
PRUDENTIAL HUNTOON PAIGE	27	\$260,002,100	11	11	1	\$2,544,000	28	40	2	\$12,373,200	23	26
RED STONE AGENCY LENDING	0	\$0	59	59	0	\$0	42	42	0	\$0	32	32
REGIONS BANK	1	\$20,359,600	48	42	14	\$109,487,600	6	9	14	\$99,913,900	6	9
RICHMAC FUNDING LLC	2	\$3,800,000	43	54	0	\$0	42	42	0	\$0	32	32
ROCKHALL FUNDING CORP	3	\$26,411,200	36	40	2	\$5,944,000	23	35	0	\$0	32	32
ROCKPORT MORTGAGE	3	\$35,685,700	36	38	3	\$21,384,500	19	23	0	\$0	32	32
SIMS MORTGAGE FUNDING	0	\$0	59	59	1	\$11,828,000	28	27	0	\$0	32	32
WALKER AND DUNLOP LLC (CW CAPITAL)	47	\$439,987,500	5	6	8	\$68,993,300	13	14	10	\$114,697,100	11	7
WELLS FARGO BANK NA	46	\$628,713,500	6	4	1	\$742,600	28	41	5	\$65,969,900	15	15
WYATT FUNDING CORP	0	\$0	59	59	0	\$0	42	42	0	\$0	32	32
ZIEGLER FINANCING CORP	5	\$19,351,100	29	43	0	\$0	42	42	0	\$0	32	32
TOTAL	870	\$9,406,385,400			298	\$2,845,436,700			289	\$2,693,859,800		

LENDER RANKINGS / ALL FHA (MAP & LEAN) CLOSINGS

LENDER	# of Loans	Volume	Rank by Loan Count	Rank by Loan Volume
RED MORTGAGE CAPITAL	103	\$901,461,600	1	3
BERKADIA COMMERCIAL MTG	99	\$1,135,194,100	2	1
LANCASTER POLLARD MTGE CO	98	\$718,181,700	3	4
GREYSTONE FUNDING CORP (GREYSTONE SERVICING)	80	\$1,127,080,100	4	2
P/R MTGE & INVEST CORP	64	\$529,849,200	5	7
WALKER AND DUNLOP LLC (CW CAPITAL)	57	\$554,684,600	6	6
WELLS FARGO BANK NA	51	\$694,683,400	7	5
LOVE FUNDING CORP	48	\$301,221,300	8	12
OPPENHEIMER MF HSG & HCARE	35	\$380,536,200	9	9
CAPITAL FUNDING LLC	33	\$277,929,200	10	13
DWIGHT CAPITAL LLC	31	\$414,017,900	11	8
PRUDENTIAL HUNTOON PAIGE	29	\$272,375,300	12	14
PILLAR CAPITAL FINANCE LLC	29	\$223,850,800	12	21
DOUGHERTY MORTGAGE LLC	27	\$312,575,800	14	11
PNC BANK NA	25	\$314,194,100	15	10
OAK GROVE COMMERCIAL MTG	25	\$264,911,800	15	16
HOUSING & HEALTHCARE FINC	23	\$267,080,300	17	15
KEYBANK NA (KEYCORP REAL ESTATE CAP MKT)	21	\$265,443,000	18	17
CBRE HMF INC	18	\$238,847,000	19	18
CENTENNIAL MORTGAGE	18	\$225,527,100	19	20
CENTERLINE MTGE CAPITAL	18	\$191,958,700	19	23
HIGHLAND COMMERCIAL MTGE	18	\$238,734,300	19	19
BELLWETHER REAL EST CAPITAL	17	\$84,793,700	23	33
CAMBRIDGE REALTY CAPITAL	15	\$205,450,400	24	22
DAVIS-PENN MTGE	15	\$122,807,500	24	28
REGIONS BANK	15	\$120,273,500	24	29
GERSHMAN INVESTMENT	14	\$156,606,600	27	25
CAPITAL ONE MF FINANCE LLC	12	\$126,614,100	28	27
ACRE CAPITAL LLC	9	\$159,893,000	29	24
ARBOR COMMERCIAL MTGE	9	\$143,138,200	29	26
FIRST HSG DEVMT CORP OF FL	9	\$110,339,000	29	31
M & T REALTY CORP	8	\$112,980,100	32	30
CENTURY HEALTH CAPITAL	8	\$42,647,000	32	41
NORTHMARQ FINANCE LLC	7	\$81,477,200	34	34
GRANDBRIDGE REAL ESTATE CAP	6	\$104,406,200	35	32
FOREST CITY CAPITAL CORP	6	\$41,245,700	35	42
BERKELEY POINT CAPITAL LLC	5	\$71,127,600	37	36
COSMOPOLITAN CAPITAL FUNDING, LLC	5	\$45,155,100	37	40
ZIEGLER FINANCING CORP	5	\$19,351,100	37	48
GREAT LAKES FINANCIAL GRP	4	\$8,926,000	40	53
MASON JOSEPH COMPANY INC	3	\$80,008,700	41	35
MASSACHUSETTS HFA	3	\$64,467,700	41	37
COLUMBIA NATL REAL ESTATE	3	\$57,432,900	41	38
FIRST AMERICAN CAPITAL GRP	3	\$48,192,000	41	39
ROCKPORT MORTGAGE	3	\$35,685,700	41	45
ROCKHALL FUNDING CORP	3	\$26,411,200	41	46
PINEVIEW CAPITAL GROUP, INC.	3	\$22,038,400	41	47
EASTERN MORTGAGE CAPITAL LLC	2	\$18,850,000	48	49
AGM FINANCIAL SERVICES	2	\$14,573,900	48	50
CHURCHILL MORTGAGE INVMT LLC	2	\$6,219,700	48	55
RICHMAC FUNDING LLC	2	\$3,800,000	48	58
ARMSTRONG MORTGAGE	2	\$1,816,500	48	60
BONNEVILLE MORTGAGE CO	1	\$39,094,000	53	43
MUSA FINANCIAL LLC	1	\$36,141,700	53	44
NORTHPOINT CAPITAL LLC	1	\$9,375,000	53	51
CALIFORNIA COMMTY REINVT CORP	1	\$9,177,800	53	52
DRAPER & KRAMER COMCL MTGE	1	\$8,704,000	53	54
BANKERS GUARANTEE TITLE TR	1	\$5,325,000	53	56
BEDFORD LENDING CORP	1	\$4,432,000	53	57
MINNESOTA HFA	1	\$2,007,500	53	59
METROPOLITAN FUNDING CORP	1	\$922,000	53	61

LENDER RANKINGS / ALL FHA (MAP & LEAN) FIRM COMMITMENTS

LENDER	Firm Commitments	Volume	Rank by Commitments	Rank by Volume
BERKADIA COMMERCIAL MTG	109	\$1,112,546,300	1	1
GREYSTONE FUNDING CORP (GREYSTONE SERVICING)	91	\$1,102,693,500	2	2
LANCASTER POLLARD MTGE CO	83	\$550,484,700	3	4
RED MORTGAGE CAPITAL	64	\$518,402,100	4	6
P/R MTGE & INVEST CORP	57	\$428,267,600	5	9
WALKER AND DUNLOP LLC (CW CAPITAL)	53	\$537,806,400	6	5
LOVE FUNDING CORP	53	\$341,683,100	6	12
ROCKPORT MORTGAGE	40	\$607,807,500	8	3
DWIGHT CAPITAL LLC	38	\$476,131,200	9	8
DOUGHERTY MORTGAGE LLC	34	\$490,544,000	10	7
PILLAR CAPITAL FINANCE LLC	32	\$328,248,500	11	13
PRUDENTIAL HUNTOON PAIGE	29	\$250,038,300	12	21
HOUSING & HEALTHCARE FINC	28	\$360,933,400	13	11
CENTENNIAL MORTGAGE	28	\$308,633,500	13	17
CAPITAL FUNDING LLC	26	\$213,935,400	15	23
KEYBANK NA (KEYCORP REAL ESTATE CAP MKT)	25	\$314,679,700	16	16
OPPENHEIMER MF HSG & HCARE	24	\$362,153,100	17	10
CBRE HMF INC	23	\$325,493,800	18	14
AGM FINANCIAL SERVICES	23	\$324,375,000	18	15
OAK GROVE COMMERCIAL MTG	23	\$259,154,400	18	20
PNC BANK NA	21	\$216,669,900	21	22
WELLS FARGO BANK NA	19	\$265,855,200	22	18
DRAPER & KRAMER COMCL MTGE	18	\$141,369,900	23	27
BELLWETHER REAL EST CAPITAL	18	\$94,874,470	23	37
DAVIS-PENN MTGE	17	\$160,251,000	25	26
REGIONS BANK	15	\$129,847,200	26	31
ACRE CAPITAL LLC	14	\$262,637,700	27	19
M & T REALTY CORP	14	\$180,628,900	27	25
NORTHMARQ FINANCE LLC	13	\$104,994,100	29	34
CENTERLINE MTGE CAPITAL	13	\$91,962,400	29	39
HIGHLAND COMMERCIAL MTGE	12	\$136,967,500	31	29
CAMBRIDGE REALTY CAPITAL	12	\$134,013,000	31	30
CAPITAL ONE MF FINANCE LLC	11	\$100,538,200	33	35
MASON JOSEPH COMPANY INC	10	\$213,932,800	34	24
GERSHMAN INVESTMENT	10	\$77,307,435	34	40
EASTERN MORTGAGE CAPITAL LLC	8	\$110,461,900	36	33
PARAGON MORTGAGE	7	\$116,990,300	37	32
ARBOR COMMERCIAL MTGE	7	\$92,507,200	37	38
ROCKHALL FUNDING CORP	7	\$47,126,300	37	45
CENTURY HEALTH CAPITAL	7	\$37,543,900	37	51
COLUMBIA NATL REAL ESTATE	5	\$100,212,400	41	36
BERKELEY POINT CAPITAL LLC	5	\$59,223,900	41	44
RICHMAC FUNDING LLC	5	\$40,752,000	41	48
LINKS MORTGAGE CORP	5	\$29,096,800	41	55
PINEVIEW CAPITAL GROUP, INC.	5	\$27,248,700	41	56
CRAIN MORTGAGE GROUP, LLC	4	\$139,606,200	46	28
GRANDBRIDGE REAL ESTATE CAP	4	\$72,295,900	46	41
HFC FUNDING CORP	4	\$65,434,700	46	43
SIMS MORTGAGE FUNDING	4	\$44,328,700	46	46
FIRST HSG DEVMT CORP OF FL	4	\$39,507,100	46	50
METROPOLITAN FUNDING CORP	4	\$21,089,800	46	59
ZIEGLER FINANCING CORP	4	\$14,083,200	46	62
GREAT LAKES FINANCIAL GRP	4	\$12,727,600	46	65
CHAMBERS BANK	3	\$67,657,500	54	42
COSMOPOLITAN CAPITAL FUNDING, LLC	3	\$26,057,800	54	57
FOREST CITY CAPITAL CORP	3	\$13,255,700	54	64
CHURCHILL MORTGAGE INVMT LLC	3	\$8,593,700	54	67
HAMPDEN PARK CAPITAL, LLC	3	\$7,254,000	54	68
RED STONE AGENCY LENDING	2	\$43,065,600	59	47
BONNEVILLE MORTGAGE CO	2	\$40,165,300	59	49
WYATT FUNDING CORP	2	\$34,370,900	59	53
BANK OF AMERICA NA	2	\$31,013,400	59	54
JS MULTICAPITAL CORP	2	\$23,219,300	59	58
FIRST AMERICAN CAPITAL GRP	2	\$19,043,600	59	60
BEDFORD LENDING CORP	2	\$16,759,000	59	61
ARMSTRONG MORTGAGE	2	\$2,355,900	59	73
MUSA FINANCIAL LLC	1	\$36,511,100	67	52
CAIN BROTHERS FUNDING LLC	1	\$13,677,500	67	63
CALIFORNIA COMMTY REINVMT CORP	1	\$9,021,000	67	66
BANKERS GUARANTEE TITLE TR	1	\$5,325,000	67	69
NORTHPOINT CAPITAL LLC	1	\$4,020,000	67	70
MASSACHUSETTS HOUSING PARTNERSHIP	1	\$3,230,000	67	71
PENNSYLVANIA HFA	1	\$2,600,000	67	72
CENTRAL NATIONAL BANK&TRUST	1	\$2,200,000	67	74
MINNESOTA HFA	1	\$2,009,700	67	75

LENDER RANKINGS / MAP CLOSINGS

LENDER	# of Loans Closed	Volume	Rank by Loan Count	Rank by Loan Volume
BERKADIA COMMERCIAL MTG	91	\$1,091,752,200	1	1
RED MORTGAGE CAPITAL	84	\$762,853,000	2	3
GREYSTONE FUNDING CORP (GREYSTONE SERVICING)	67	\$948,810,500	3	2
P/R MTGE & INVEST CORP	62	\$510,988,200	4	5
WALKER AND DUNLOP LLC (CW CAPITAL)	47	\$439,987,500	5	6
WELLS FARGO BANK NA	46	\$628,713,500	6	4
LOVE FUNDING CORP	37	\$217,078,100	7	14
LANCASTER POLLARD MTGE CO	32	\$171,224,900	8	18
DWIGHT CAPITAL LLC	31	\$414,017,900	9	7
OPPENHEIMER MF HSG & HCARE	30	\$338,258,900	10	8
PRUDENTIAL HUNTOON PAIGE	27	\$260,002,100	11	11
PNC BANK NA	25	\$314,194,100	12	9
DOUGHERTY MORTGAGE LLC	25	\$281,953,800	12	10
HIGHLAND COMMERCIAL MTGE	18	\$238,734,300	14	12
OAK GROVE COMMERCIAL MTG	18	\$198,693,900	14	16
CENTERLINE MTGE CAPITAL	18	\$191,958,700	14	17
PILLAR CAPITAL FINANCE LLC	18	\$156,863,300	14	19
CBRE HMF INC	17	\$225,763,500	18	13
BELLWETHER REAL EST CAPITAL	17	\$84,793,700	18	27
CENTENNIAL MORTGAGE	15	\$205,168,000	20	15
DAVIS-PENN MTGE	15	\$122,807,500	20	24
GERSHMAN INVESTMENT	12	\$145,450,900	22	22
KEYBANK NA (KEYCORP REAL ESTATE CAP MKT)	10	\$154,589,700	23	20
FIRST HSG DEVMT CORP OF FL	9	\$110,339,000	24	25
ARBOR COMMERCIAL MTGE	7	\$136,381,100	25	23
ACRE CAPITAL LLC	6	\$149,176,500	26	21
GRANDBRIDGE REAL ESTATE CAP	6	\$104,406,200	26	26
FOREST CITY CAPITAL CORP	6	\$41,245,700	26	35
NORTHMARQ FINANCE LLC	5	\$68,549,300	29	29
CAPITAL FUNDING LLC	5	\$23,955,900	29	41
ZIEGLER FINANCING CORP	5	\$19,351,100	29	43
CENTURY HEALTH CAPITAL	5	\$14,121,000	29	46
BERKELEY POINT CAPITAL LLC	4	\$62,841,900	33	31
COSMOPOLITAN CAPITAL FUNDING, LLC	4	\$42,412,200	33	34
GREAT LAKES FINANCIAL GRP	4	\$8,926,000	33	49
MASON JOSEPH COMPANY INC	3	\$80,008,700	36	28
MASSACHUSETTS HFA	3	\$64,467,700	36	30
COLUMBIA NATL REAL ESTATE	3	\$57,432,900	36	32
M & T REALTY CORP	3	\$43,744,700	36	33
ROCKPORT MORTGAGE	3	\$35,685,700	36	38
CAPITAL ONE MF FINANCE LLC	3	\$27,731,700	36	39
ROCKHALL FUNDING CORP	3	\$26,411,200	36	40
EASTERN MORTGAGE CAPITAL LLC	2	\$18,850,000	43	44
AGM FINANCIAL SERVICES	2	\$14,573,900	43	45
CHURCHILL MORTGAGE INVMT LLC	2	\$6,219,700	43	51
RICHMAC FUNDING LLC	2	\$3,800,000	43	54
ARMSTRONG MORTGAGE	2	\$1,816,500	43	57
BONNEVILLE MORTGAGE CO	1	\$39,094,000	48	36
MUSA FINANCIAL LLC	1	\$36,141,700	48	37
REGIONS BANK	1	\$20,359,600	48	42
NORTHPOINT CAPITAL LLC	1	\$9,375,000	48	47
CALIFORNIA COMMTY REINVT CORP	1	\$9,177,800	48	48
DRAPER & KRAMER COMCL MTGE	1	\$8,704,000	48	50
BANKERS GUARANTEE TITLE TR	1	\$5,325,000	48	52
BEDFORD LENDING CORP	1	\$4,432,000	48	53
HOUSING & HEALTHCARE FINC	1	\$3,740,000	48	55
MINNESOTA HFA	1	\$2,007,500	48	56
METROPOLITAN FUNDING CORP	1	\$922,000	48	58

LENDER RANKINGS / MAP FIRM COMMITMENTS

LENDER	Firm Commitments	Volume	Rank by Commitments	Rank by Volume
BERKADIA COMMERCIAL MTG	100	\$1,060,219,000	1	1
GREYSTONE FUNDING CORP (GREYSTONE SERVICING)	68	\$834,256,900	2	2
P/R MTGE & INVEST CORP	54	\$394,697,100	3	8
RED MORTGAGE CAPITAL	51	\$419,939,800	4	7
WALKER AND DUNLOP LLC (CW CAPITAL)	45	\$468,813,100	5	4
LOVE FUNDING CORP	43	\$233,244,000	6	16
ROCKPORT MORTGAGE	37	\$586,423,000	7	3
DWIGHT CAPITAL LLC	37	\$467,099,200	7	5
DOUGHERTY MORTGAGE LLC	32	\$441,557,800	9	6
PRUDENTIAL HUNTOON PAIGE	28	\$247,494,300	10	14
CENTENNIAL MORTGAGE	25	\$298,196,200	11	11
LANCASTER POLLARD MTGE CO	25	\$109,142,500	11	27
OPPENHEIMER MF HSG & HCARE	23	\$345,892,600	13	9
AGM FINANCIAL SERVICES	23	\$324,375,000	13	10
CBRE HMF INC	21	\$292,712,300	15	12
PNC BANK NA	21	\$216,669,900	15	17
WELLS FARGO BANK NA	18	\$265,112,600	17	13
PILLAR CAPITAL FINANCE LLC	18	\$194,794,600	17	19
DAVIS-PENN MTGE	17	\$160,251,000	19	21
DRAPER & KRAMER COMCL MTGE	17	\$132,369,900	19	24
BELLWETHER REAL EST CAPITAL	17	\$89,037,070	19	32
OAK GROVE COMMERCIAL MTG	16	\$166,695,000	22	20
CENTERLINE MTGE CAPITAL	13	\$91,962,400	23	31
HIGHLAND COMMERCIAL MTGE	12	\$136,967,500	24	23
NORTHMARQ FINANCE LLC	12	\$97,826,200	24	30
ACRE CAPITAL LLC	10	\$234,740,000	26	15
MASON JOSEPH COMPANY INC	10	\$213,932,800	26	18
KEYBANK NA (KEYCORP REAL ESTATE CAP MKT)	8	\$128,426,500	28	25
GERSHMAN INVESTMENT	8	\$73,994,135	28	34
EASTERN MORTGAGE CAPITAL LLC	7	\$105,838,600	30	28
PARAGON MORTGAGE	6	\$112,637,800	31	26
CAPITAL FUNDING LLC	6	\$27,700,700	31	50
COLUMBIA NATL REAL ESTATE	5	\$100,212,400	33	29
ARBOR COMMERCIAL MTGE	5	\$85,870,000	33	33
ROCKHALL FUNDING CORP	5	\$41,182,300	33	40
RICHMAC FUNDING LLC	5	\$40,752,000	33	41
CRAIN MORTGAGE GROUP, LLC	4	\$139,606,200	37	22
HFC FUNDING CORP	4	\$65,434,700	37	36
BERKELEY POINT CAPITAL LLC	4	\$51,044,700	37	38
FIRST HSG DEVMT CORP OF FL	4	\$39,507,100	37	43
CAPITAL ONE MF FINANCE LLC	4	\$31,234,300	37	47
METROPOLITAN FUNDING CORP	4	\$21,089,800	37	53
ZIEGLER FINANCING CORP	4	\$14,083,200	37	56
GREAT LAKES FINANCIAL GRP	4	\$12,727,600	37	58
CENTURY HEALTH CAPITAL	4	\$10,192,000	37	59
CHAMBERS BANK	3	\$67,657,500	46	35
GRANDBRIDGE REAL ESTATE CAP	3	\$62,088,900	46	37
SIMS MORTGAGE FUNDING	3	\$32,500,700	46	46
M & T REALTY CORP	3	\$30,701,300	46	49
COSMOPOLITAN CAPITAL FUNDING, LLC	3	\$26,057,800	46	51
FOREST CITY CAPITAL CORP	3	\$13,255,700	46	57
CHURCHILL MORTGAGE INVMT LLC	3	\$8,593,700	46	61
HAMPDEN PARK CAPITAL, LLC	3	\$7,254,000	46	62
RED STONE AGENCY LENDING	2	\$43,065,600	54	39
BONNEVILLE MORTGAGE CO	2	\$40,165,300	54	42
WYATT FUNDING CORP	2	\$34,370,900	54	45
BANK OF AMERICA NA	2	\$31,013,400	54	48
JS MULTICAPITAL CORP	2	\$23,219,300	54	52
BEDFORD LENDING CORP	2	\$16,759,000	54	55
ARMSTRONG MORTGAGE	2	\$2,355,900	54	70
MUSA FINANCIAL LLC	1	\$36,511,100	61	44
REGIONS BANK	1	\$20,359,600	61	54
CALIFORNIA COMMNTY REINVTM CORP	1	\$9,021,000	61	60
BANKERS GUARANTEE TITLE TR	1	\$5,325,000	61	63
FIRST AMERICAN CAPITAL GRP	1	\$4,643,600	61	64
NORTHPOINT CAPITAL LLC	1	\$4,020,000	61	65
HOUSING & HEALTHCARE FINC	1	\$3,300,000	61	66
MASSACHUSETTS HOUSING PARTNERSHIP	1	\$3,230,000	61	67
LINKS MORTGAGE CORP	1	\$3,080,000	61	68
PENNSYLVANIA HFA	1	\$2,600,000	61	69
CENTRAL NATIONAL BANK&TRUST	1	\$2,200,000	61	71
MINNESOTA HFA	1	\$2,009,700	61	72
PINEVIEW CAPITAL GROUP, INC.	1	\$752,300	61	73

LENDER RANKINGS / LEAN CLOSINGS

LENDER	Number of Loans Closed	Volume	Rank by Loan Count	Rank by Loan Volume
LANCASTER POLLARD MTGE CO	66	\$546,956,800	1	1
CAPITAL FUNDING LLC	28	\$253,973,300	2	3
HOUSING & HEALTHCARE FINC	22	\$263,340,300	3	2
RED MORTGAGE CAPITAL	19	\$138,608,600	4	6
CAMBRIDGE REALTY CAPITAL	15	\$205,450,400	5	4
REGIONS BANK	14	\$99,913,900	6	9
GREYSTONE FUNDING CORP (GREYSTONE SERVICING)	13	\$178,269,600	7	5
KEYBANK NA (KEYCORP REAL ESTATE CAP MKT)	11	\$108,853,300	8	8
LOVE FUNDING CORP	11	\$84,143,200	8	11
PILLAR CAPITAL FINANCE LLC	11	\$66,987,500	8	13
WALKER AND DUNLOP LLC (CW CAPITAL)	10	\$114,697,100	11	7
CAPITAL ONE MF FINANCE LLC	9	\$98,882,400	12	10
BERKADIA COMMERCIAL MTG	8	\$43,441,900	13	17
OAK GROVE COMMERCIAL MTG	7	\$66,217,900	14	14
M & T REALTY CORP	5	\$69,235,400	15	12
WELLS FARGO BANK NA	5	\$65,969,900	15	15
OPPENHEIMER MF HSG & HCARE	5	\$42,277,300	15	18
FIRST AMERICAN CAPITAL GRP	3	\$48,192,000	18	16
CENTURY HEALTH CAPITAL	3	\$28,526,000	18	20
PINEVIEW CAPITAL GROUP, INC.	3	\$22,038,400	18	21
CENTENNIAL MORTGAGE	3	\$20,359,100	18	22
ACRE CAPITAL LLC	3	\$10,716,500	18	28
DOUGHERTY MORTGAGE LLC	2	\$30,622,000	23	19
P/R MTGE & INVEST CORP	2	\$18,861,000	23	23
NORTHMARQ FINANCE LLC	2	\$12,927,900	23	25
PRUDENTIAL HUNTOON PAIGE	2	\$12,373,200	23	26
GERSHMAN INVESTMENT	2	\$11,155,700	23	27
ARBOR COMMERCIAL MTGE	2	\$6,757,100	23	30
CBRE HMF INC	1	\$13,083,500	29	24
BERKELEY POINT CAPITAL LLC	1	\$8,285,700	29	29
COSMOPOLITAN CAPITAL FUNDING, LLC	1	\$2,742,900	29	31

LENDER RANKINGS / LEAN FIRM COMMITMENTS

LENDER	Firm Commitments	Volume	Rank by Commitments	Rank by Volume
LANCASTER POLLARD MTGE CO	58	\$441,342,200	1	1
HOUSING & HEALTHCARE FINC	27	\$357,633,400	2	2
GREYSTONE FUNDING CORP (GREYSTONE SERVICING)	23	\$268,436,600	3	3
CAPITAL FUNDING LLC	20	\$186,234,700	4	5
KEYBANK NA (KEYCORP REAL ESTATE CAP MKT)	17	\$186,253,200	5	4
PILLAR CAPITAL FINANCE LLC	14	\$133,453,900	6	8
REGIONS BANK	14	\$109,487,600	6	9
RED MORTGAGE CAPITAL	13	\$98,462,300	8	11
CAMBRIDGE REALTY CAPITAL	12	\$134,013,000	9	7
M & T REALTY CORP	11	\$149,927,600	10	6
LOVE FUNDING CORP	10	\$108,439,100	11	10
BERKADIA COMMERCIAL MTG	9	\$52,327,300	12	15
WALKER AND DUNLOP LLC (CW CAPITAL)	8	\$68,993,300	13	14
OAK GROVE COMMERCIAL MTG	7	\$92,459,400	14	12
CAPITAL ONE MF FINANCE LLC	7	\$69,303,900	14	13
ACRE CAPITAL LLC	4	\$27,897,700	16	19
PINEVIEW CAPITAL GROUP, INC.	4	\$26,496,400	16	21
LINKS MORTGAGE CORP	4	\$26,016,800	16	22
P/R MTGE & INVEST CORP	3	\$33,370,500	19	17
CENTURY HEALTH CAPITAL	3	\$27,351,900	19	20
ROCKPORT MORTGAGE	3	\$21,384,500	19	23
CENTENNIAL MORTGAGE	3	\$10,437,300	19	28
DOUGHERTY MORTGAGE LLC	2	\$48,986,200	23	16
CBRE HMF INC	2	\$32,781,500	23	18
ARBOR COMMERCIAL MTGE	2	\$6,637,200	23	34
ROCKHALL FUNDING CORP	2	\$5,944,000	23	35
GERSHMAN INVESTMENT	2	\$3,313,300	23	39
OPPENHEIMER MF HSG & HCARE	1	\$16,260,500	28	24
FIRST AMERICAN CAPITAL GRP	1	\$14,400,000	28	25
CAIN BROTHERS FUNDING LLC	1	\$13,677,500	28	26
SIMS MORTGAGE FUNDING	1	\$11,828,000	28	27
GRANDBRIDGE REAL ESTATE CAP	1	\$10,207,000	28	29
DWIGHT CAPITAL LLC	1	\$9,032,000	28	30
DRAPER & KRAMER COMCL MTGE	1	\$9,000,000	28	31
BERKELEY POINT CAPITAL LLC	1	\$8,179,200	28	32
NORTHMARQ FINANCE LLC	1	\$7,167,900	28	33
BELLWETHER REAL EST CAPITAL	1	\$5,837,400	28	36
EASTERN MORTGAGE CAPITAL LLC	1	\$4,623,300	28	37
PARAGON MORTGAGE	1	\$4,352,500	28	38
PRUDENTIAL HUNTOON PAIGE	1	\$2,544,000	28	40
WELLS FARGO BANK NA	1	\$742,600	28	41

LENDER RANKINGS / MAP FIRM COMMITMENTS BY LENDING PROGRAM

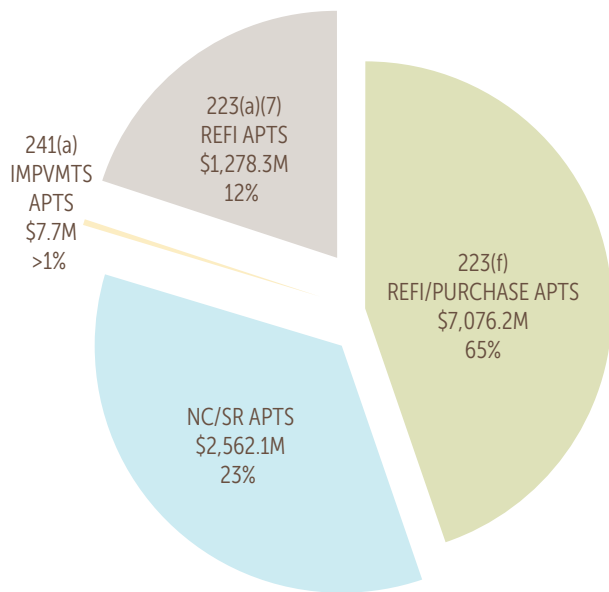
LENDER	223(a)(7) REFI APTS		223(f) REFI/PURCHASE APTS		FHA NC/SR APTS		241(a) IMPVMTS APTS	
	COUNT	VOLUME	COUNT	VOLUME	COUNT	VOLUME	COUNT	VOLUME
RED MORTGAGE CAPITAL	6	\$85,879,100	31	\$175,572,700	13	\$157,578,500	1	\$909,500
ACRE CAPITAL LLC	0	\$0	6	\$139,592,900	4	\$95,147,100	0	\$0
AGM FINANCIAL SERVICES	1	\$82,398,400	7	\$70,651,700	15	\$171,324,900	0	\$0
ARBOR COMMERCIAL MTGE	2	\$39,936,000	1	\$20,400,000	2	\$25,534,000	0	\$0
ARMSTRONG MORTGAGE	1	\$854,500	1	\$1,501,400	0	\$0	0	\$0
BANK OF AMERICA NA	0	\$0	2	\$31,013,400	0	\$0	0	\$0
BANKERS GUARANTEE TITLE TR	0	\$0	1	\$5,325,000	0	\$0	0	\$0
BEDFORD LENDING CORP	0	\$0	0	\$0	2	\$16,759,000	0	\$0
BELLWETHER REAL EST CAPITAL	2	\$16,328,700	11	\$42,158,370	4	\$30,550,000	0	\$0
BERKADIA COMMERCIAL MTG	17	\$135,681,000	62	\$522,261,700	21	\$402,276,300	0	\$0
BERKELEY POINT CAPITAL LLC	1	\$3,331,500	2	\$29,097,000	1	\$18,616,200	0	\$0
BONNEVILLE MORTGAGE CO	0	\$0	1	\$1,071,300	1	\$39,094,000	0	\$0
CALIFORNIA COMMTY REINVTM CORP	0	\$0	1	\$9,021,000	0	\$0	0	\$0
CAPITAL FUNDING LLC	2	\$9,936,000	4	\$17,764,700	0	\$0	0	\$0
CAPITAL ONE MF FINANCE LLC	0	\$0	2	\$6,194,000	2	\$25,040,300	0	\$0
CBRE HMF INC	7	\$104,287,200	9	\$136,651,200	4	\$49,396,600	1	\$2,377,300
CENTENNIAL MORTGAGE	17	\$193,686,500	7	\$95,621,400	1	\$8,888,300	0	\$0
CENTERLINE MTGE CAPITAL	0	\$0	10	\$63,332,500	3	\$28,629,900	0	\$0
CENTRAL NATIONAL BANK&TRUST	0	\$0	1	\$2,200,000	0	\$0	0	\$0
CENTURY HEALTH CAPITAL	0	\$0	4	\$10,192,000	0	\$0	0	\$0
CHAMBERS BANK	0	\$0	0	\$0	3	\$67,657,500	0	\$0
CHURCHILL MORTGAGE INVTM LLC	0	\$0	0	\$0	3	\$8,593,700	0	\$0
COLUMBIA NATL REAL ESTATE	0	\$0	1	\$20,700,000	4	\$79,512,400	0	\$0
COSMOPOLITAN CAPITAL FUNDING, LLC	0	\$0	1	\$3,103,300	2	\$22,954,500	0	\$0
CRAIN MORTGAGE GROUP, LLC	1	\$20,120,400	0	\$0	3	\$119,485,800	0	\$0
DAVIS-PENN MTGE	3	\$13,304,500	9	\$54,733,700	5	\$92,212,800	0	\$0
DOUGHERTY MORTGAGE LLC	5	\$25,327,400	9	\$61,188,500	17	\$347,989,500	1	\$7,052,400
DRAPER & KRAMER COMCL MTGE	0	\$0	14	\$89,930,500	3	\$42,439,400	0	\$0
DWIGHT CAPITAL LLC	30	\$395,215,100	7	\$71,884,100	0	\$0	0	\$0
EASTERN MORTGAGE CAPITAL LLC	1	\$15,001,200	5	\$88,572,400	1	\$2,265,000	0	\$0
FIRST AMERICAN CAPITAL GRP	1	\$4,643,600	0	\$0	0	\$0	0	\$0
FIRST HSG DEVMT CORP OF FL	0	\$0	4	\$39,507,100	0	\$0	0	\$0
FOREST CITY CAPITAL CORP	0	\$0	1	\$1,075,700	2	\$12,180,000	0	\$0
GERSHMAN INVESTMENT	0	\$0	5	\$13,834,235	3	\$60,159,900	0	\$0
GRANDBRIDGE REAL ESTATE CAP	0	\$0	2	\$42,649,200	1	\$19,439,700	0	\$0
GREAT LAKES FINANCIAL GRP	1	\$3,880,000	3	\$8,847,600	0	\$0	0	\$0
GREYSTONE FUNDING CORP (GREYSTONE SERVICING)	26	\$292,137,600	40	\$499,400,100	2	\$42,719,200	0	\$0
HAMPDEN PARK CAPITAL, LLC	0	\$0	3	\$7,254,000	0	\$0	0	\$0
HFC FUNDING CORP	0	\$0	1	\$6,503,900	3	\$58,930,800	0	\$0
HIGHLAND COMMERCIAL MTGE	0	\$0	8	\$80,839,400	4	\$56,128,100	0	\$0
HOUSING & HEALTHCARE FINC	0	\$0	1	\$3,300,000	0	\$0	0	\$0
JS MULTICAPITAL CORP	2	\$23,219,300	0	\$0	0	\$0	0	\$0
KEYBANK NA (KEYCORP REAL ESTATE CAP MKT)	2	\$25,821,300	3	\$39,834,100	2	\$56,581,800	1	\$6,189,300
LANCASTER POLLARD MTGE CO	2	\$8,019,800	20	\$89,390,700	3	\$11,732,000	0	\$0
LINKS MORTGAGE CORP	0	\$0	1	\$3,080,000	0	\$0	0	\$0
LOVE FUNDING CORP	1	\$3,177,700	33	\$133,734,300	8	\$94,632,000	1	\$1,700,000
M & T REALTY CORP	0	\$0	2	\$7,854,900	1	\$22,846,400	0	\$0
MASON JOSEPH COMPANY INC	1	\$18,337,900	3	\$61,999,300	6	\$133,595,600	0	\$0
MASSACHUSETTS HOUSING PARTNERSHIP	0	\$0	1	\$3,230,000	0	\$0	0	\$0
METROPOLITAN FUNDING CORP	0	\$0	1	\$2,880,000	3	\$18,209,800	0	\$0
MINNESOTA HFA	0	\$0	1	\$2,009,700	0	\$0	0	\$0
MUSA FINANCIAL LLC	0	\$0	0	\$0	1	\$36,511,100	0	\$0
NORTHMARQ FINANCE LLC	1	\$15,300,000	10	\$74,226,200	1	\$8,300,000	0	\$0
NORTHPOINT CAPITAL LLC	0	\$0	1	\$4,020,000	0	\$0	0	\$0
OAK GROVE COMMERCIAL MTG	5	\$38,053,400	8	\$96,221,600	3	\$32,420,000	0	\$0
OPPENHEIMER MF HSG & HCARE	1	\$37,888,600	14	\$116,506,500	7	\$190,823,700	1	\$673,800
P/R MTGE & INVEST CORP	12	\$63,638,600	37	\$235,624,700	3	\$91,398,800	2	\$4,035,000
PARAGON MORTGAGE	2	\$45,190,000	0	\$0	4	\$67,447,800	0	\$0
PENNSYLVANIA HFA	0	\$0	1	\$2,600,000	0	\$0	0	\$0
PILLAR CAPITAL FINANCE LLC	2	\$7,386,800	13	\$150,003,200	3	\$37,404,600	0	\$0
PINEVIEW CAPITAL GROUP, INC.	1	\$752,300	0	\$0	0	\$0	0	\$0
PNC BANK NA	6	\$39,869,700	9	\$75,795,100	6	\$101,005,100	0	\$0
PRUDENTIAL HUNTOON PAIGE	1	\$8,133,200	13	\$70,301,700	13	\$162,180,900	1	\$6,878,500
RED STONE AGENCY LENDING	0	\$0	0	\$0	2	\$43,065,600	0	\$0
REGIONS BANK	0	\$0	1	\$20,359,600	0	\$0	0	\$0
RICHMAC FUNDING LLC	0	\$0	3	\$7,452,000	2	\$33,300,000	0	\$0
ROCKHALL FUNDING CORP	0	\$0	3	\$8,413,200	2	\$32,769,100	0	\$0
ROCKPORT MORTGAGE	9	\$137,289,300	25	\$403,359,900	3	\$45,773,800	0	\$0
SIMS MORTGAGE FUNDING	0	\$0	2	\$13,762,700	1	\$18,738,000	0	\$0
WALKER AND DUNLOP LLC (CW CAPITAL)	9	\$79,114,000	22	\$203,264,900	13	\$178,203,900	1	\$8,230,300
WELLS FARGO BANK NA	2	\$28,350,000	13	\$185,535,600	3	\$51,227,000	0	\$0
WYATT FUNDING CORP	0	\$0	2	\$34,370,900	0	\$0	0	\$0
ZIEGLER FINANCING CORP	0	\$0	4	\$14,083,200	0	\$0	0	\$0
TOTAL	183	\$2,021,490,600	523	\$4,532,860,005	219	\$3,569,670,400	10	\$38,046,100

LENDER RANKINGS / LEAN FIRM COMMITMENTS BY LENDING PROGRAM

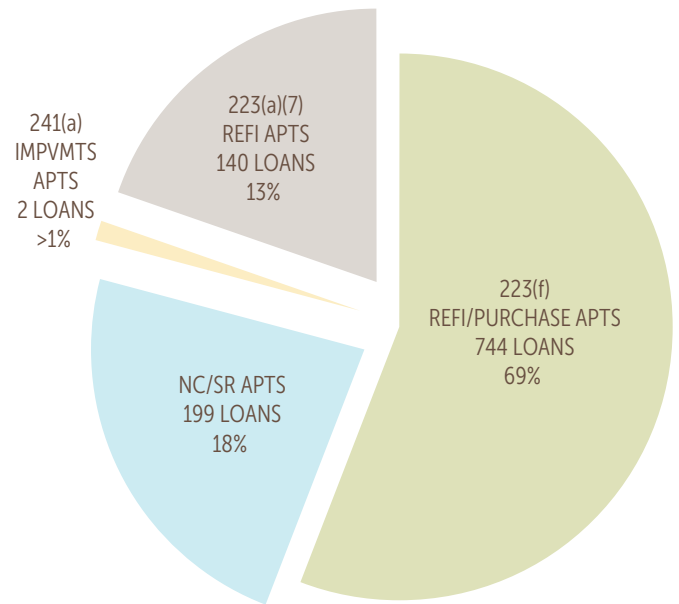
LENDER	223(a)(7) REFI		223(f) REFI/ACQUISITION		NC/SR 232		241(a) IMPV/ADDS		2YR OPTG LOSS ALF	
	COUNT	VOLUME	COUNT	VOLUME	COUNT	VOLUME	COUNT	VOLUME	COUNT	VOLUME
RED MORTGAGE CAPITAL	1	\$4,168,000	10	\$86,782,800	0	\$0	2	\$7,511,500	0	\$0
ACRE CAPITAL LLC	1	\$4,305,700	2	\$6,410,800	1	\$17,181,200	0	\$0	0	\$0
ARBOR COMMERCIAL MTGE	0	\$0	2	\$6,637,200	0	\$0	0	\$0	0	\$0
BELLWETHER REAL EST CAPITAL	0	\$0	0	\$0	0	\$0	1	\$5,837,400	0	\$0
BERKADIA COMMERCIAL MTG	1	\$4,442,300	8	\$47,885,000	0	\$0	0	\$0	0	\$0
BERKELEY POINT CAPITAL LLC	0	\$0	1	\$8,179,200	0	\$0	0	\$0	0	\$0
CAIN BROTHERS FUNDING LLC	0	\$0	1	\$13,677,500	0	\$0	0	\$0	0	\$0
CAMBRIDGE REALTY CAPITAL	2	\$13,239,000	9	\$112,584,000	0	\$0	1	\$8,190,000	0	\$0
CAPITAL FUNDING LLC	3	\$10,112,800	15	\$150,050,000	1	\$19,792,000	1	\$6,279,900	0	\$0
CAPITAL ONE MF FINANCE LLC	0	\$0	7	\$69,303,900	0	\$0	0	\$0	0	\$0
CBRE HMF INC	0	\$0	1	\$13,271,500	1	\$19,510,000	0	\$0	0	\$0
CENTENNIAL MORTGAGE	3	\$10,437,300	0	\$0	0	\$0	0	\$0	0	\$0
CENTURY HEALTH CAPITAL	1	\$3,559,000	0	\$0	0	\$0	1	\$13,007,900	0	\$0
DOUGHERTY MORTGAGE LLC	0	\$0	2	\$48,986,200	0	\$0	0	\$0	0	\$0
DRAPER & KRAMER COMCL MTGE	0	\$0	0	\$0	1	\$9,000,000	0	\$0	0	\$0
DWIGHT CAPITAL LLC	1	\$9,032,000	0	\$0	0	\$0	0	\$0	0	\$0
EASTERN MORTGAGE CAPITAL LLC	1	\$4,623,300	0	\$0	0	\$0	0	\$0	0	\$0
FIRST AMERICAN CAPITAL GRP	0	\$0	1	\$14,400,000	0	\$0	0	\$0	0	\$0
GERSHMAN INVESTMENT	0	\$0	1	\$2,760,000	0	\$0	0	\$0	0	\$0
GRANDBRIDGE REAL ESTATE CAP	0	\$0	0	\$0	1	\$10,207,000	0	\$0	0	\$0
GREYSTONE FUNDING CORP (GREYSTONE SERVICING)	15	\$156,860,000	8	\$111,576,600	0	\$0	0	\$0	0	\$0
HOUSING & HEALTHCARE FINC	6	\$35,311,000	21	\$322,322,400	0	\$0	0	\$0	0	\$0
KEYBANK NA (KEYCORP REAL ESTATE CAP MKT)	0	\$0	17	\$186,253,200	0	\$0	0	\$0	0	\$0
LANCASTER POLLARD MTGE CO	1	\$10,875,000	45	\$368,193,500	2	\$24,424,000	10	\$37,849,700	0	\$0
LINKS MORTGAGE CORP	1	\$3,920,800	3	\$22,096,000	0	\$0	0	\$0	0	\$0
LOVE FUNDING CORP	0	\$0	7	\$57,879,000	3	\$50,560,100	0	\$0	0	\$0
M & T REALTY CORP	0	\$0	11	\$149,927,600	0	\$0	0	\$0	0	\$0
NORTHMARQ FINANCE LLC	0	\$0	1	\$7,167,900	0	\$0	0	\$0	0	\$0
OAK GROVE COMMERCIAL MTG	2	\$11,821,000	4	\$46,888,400	1	\$33,750,000	0	\$0	0	\$0
OPPENHEIMER MF HSG & HCARE	0	\$0	0	\$0	1	\$16,260,500	0	\$0	0	\$0
P/R MTGE & INVEST CORP	0	\$0	3	\$33,570,500	0	\$0	0	\$0	0	\$0
PARAGON MORTGAGE	0	\$0	1	\$4,352,500	0	\$0	0	\$0	0	\$0
PILLAR CAPITAL FINANCE LLC	8	\$56,945,900	4	\$43,096,700	1	\$32,240,000	0	\$0	0	\$0
PINEVIEW CAPITAL GROUP, INC.	0	\$0	4	\$26,496,400	0	\$0	0	\$0	0	\$0
PRUDENTIAL HUNTOON PAIGE	0	\$0	1	\$2,544,000	0	\$0	0	\$0	0	\$0
REGIONS BANK	0	\$0	13	\$107,392,800	0	\$0	1	\$2,094,800	0	\$0
ROCKHALL FUNDING CORP	0	\$0	2	\$5,944,000	0	\$0	0	\$0	0	\$0
ROCKPORT MORTGAGE	2	\$15,384,500	1	\$6,000,000	0	\$0	0	\$0	0	\$0
SIMS MORTGAGE FUNDING	0	\$0	1	\$11,828,000	0	\$0	0	\$0	0	\$0
WALKER AND DUNLOP LLC (CW CAPITAL)	1	\$37,037,700	5	\$22,622,400	1	\$4,331,600	1	\$5,001,600	0	\$0
WELLS FARGO BANK NA	0	\$0	0	\$0	0	\$0	0	\$0	0	\$0
TOTAL	50	\$392,075,300	212	\$2,117,080,000	14	\$237,256,400	18	\$85,772,800	0	\$0

FHA Lender Ranking Summary | **FY 2015**
Chapter 2: **MAP LOAN ACTIVITY**
BY PROGRAM

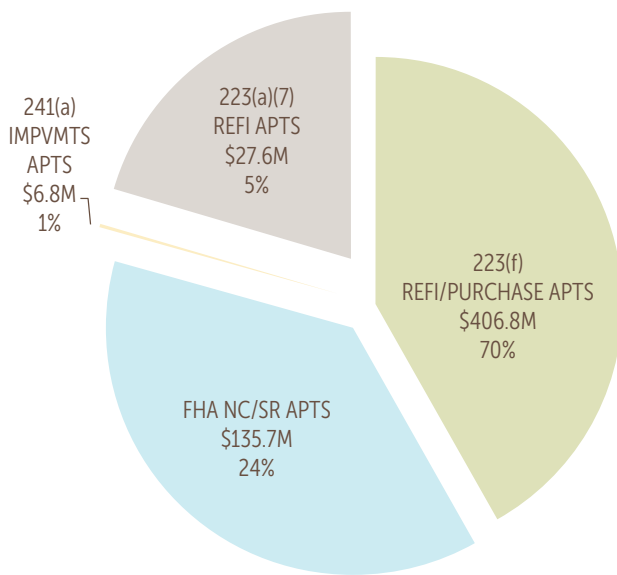
TOTAL FHA MAP LOAN VOLUME
BY PROGRAM (IN MILLIONS)



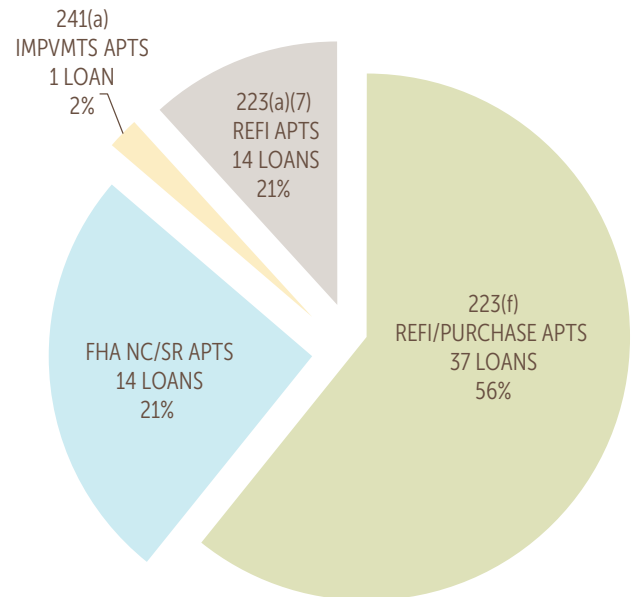
TOTAL FHA MAP LOAN COUNT
BY PROGRAM



RMC FHA MAP LOAN VOLUME
BY PROGRAM (IN MILLIONS)

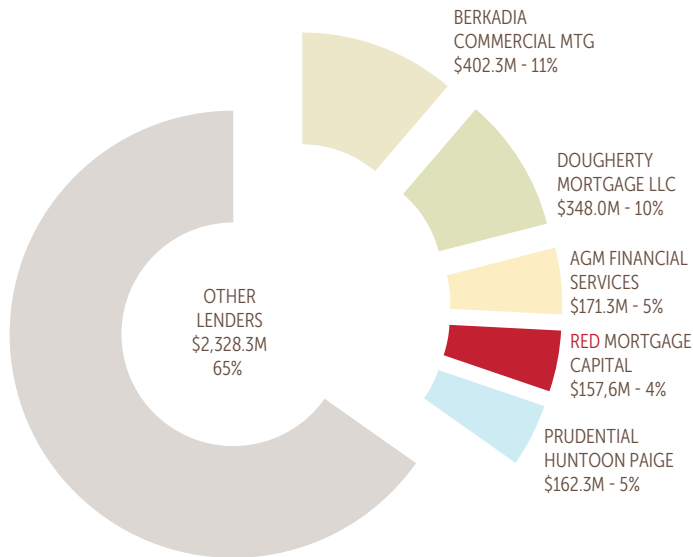


RMC FHA MAP LOAN COUNT
BY PROGRAM

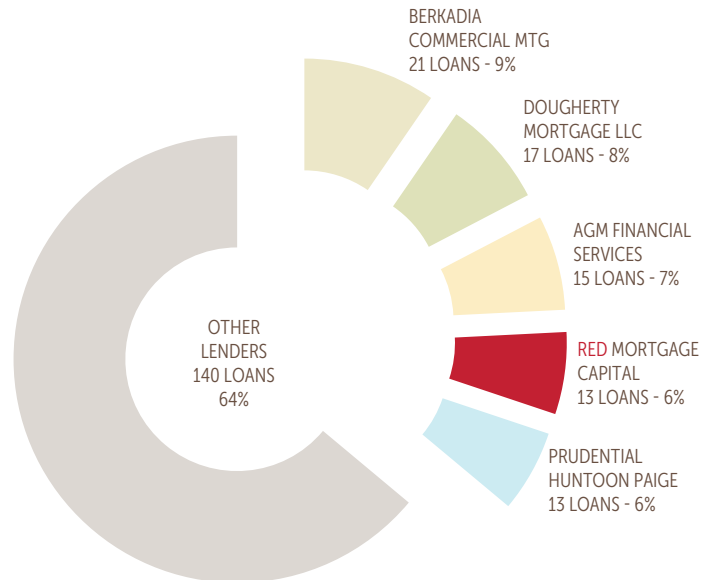


**MOST ACTIVE MAP LENDERS:
NEW CONSTRUCTION/SUB REHAB VOLUME**

(IN MILLIONS)

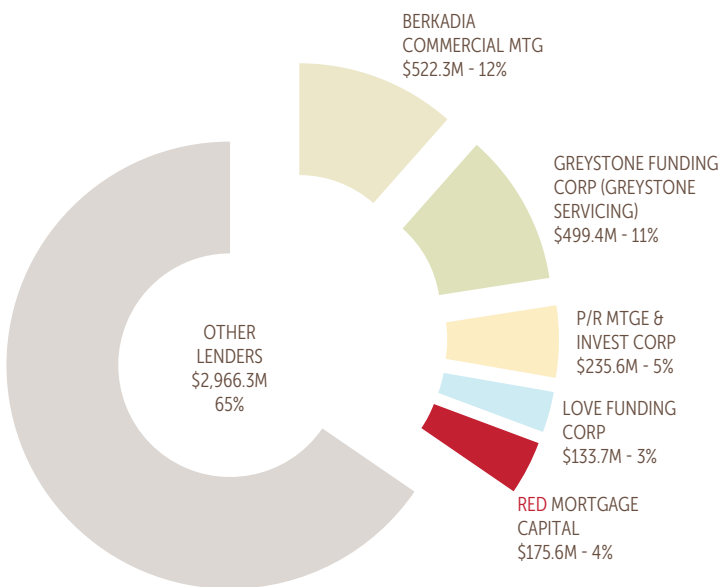


**MOST ACTIVE MAP LENDERS:
NEW CONSTRUCTION/SUB REHAB LOAN COUNT**

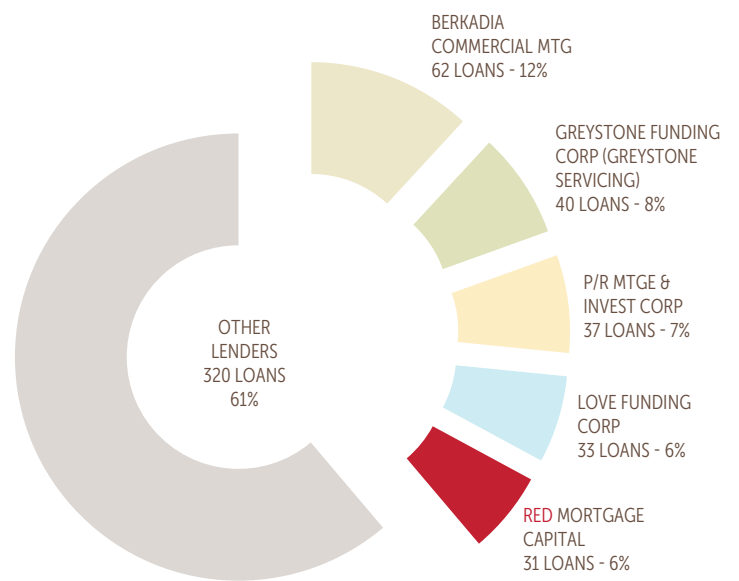


**MOST ACTIVE MAP LENDERS:
223(f) REFI/PURCHASE VOLUME**

(IN MILLIONS)

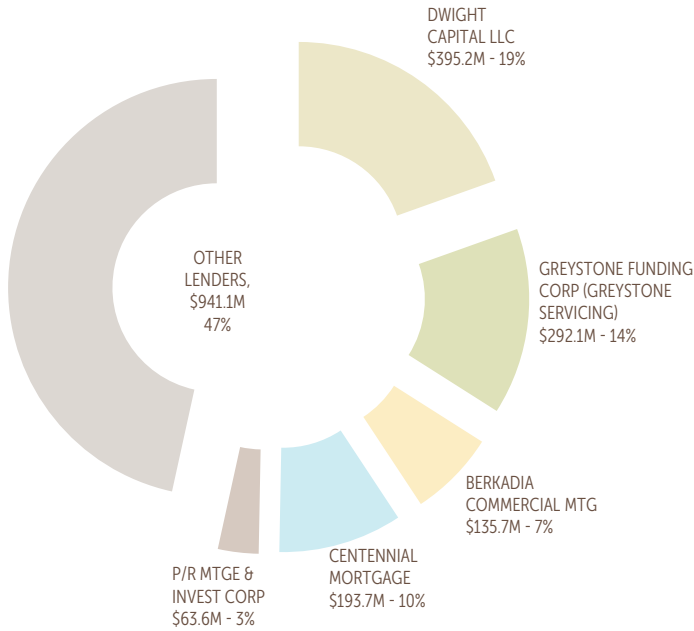


**MOST ACTIVE MAP LENDERS:
223(f) REFI/PURCHASE COUNT**

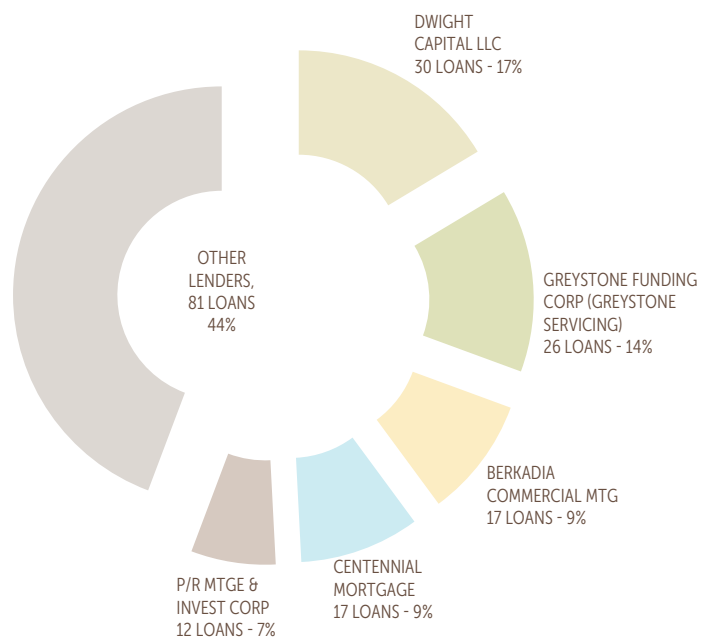


**MOST ACTIVE MAP LENDERS:
223(a)(7) REFI VOLUME**

(IN MILLIONS)

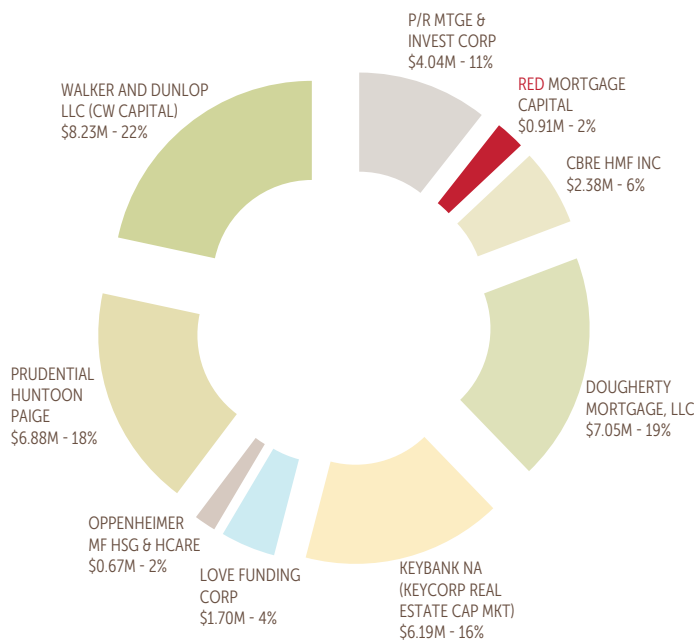


**MOST ACTIVE MAP LENDERS:
223(a)(7) REFI LOAN COUNT**

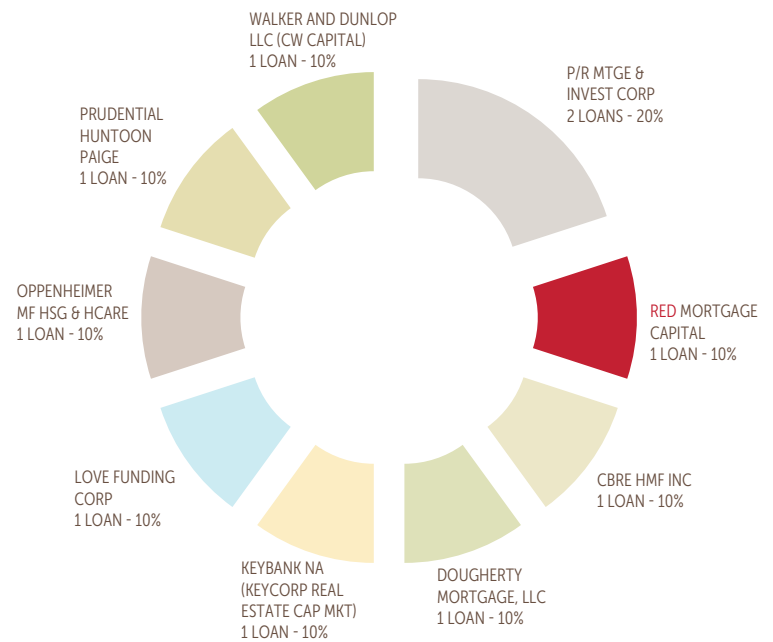


**MOST ACTIVE MAP LENDERS:
241(a) REFI/PURCHASE VOLUME**

(IN MILLIONS)

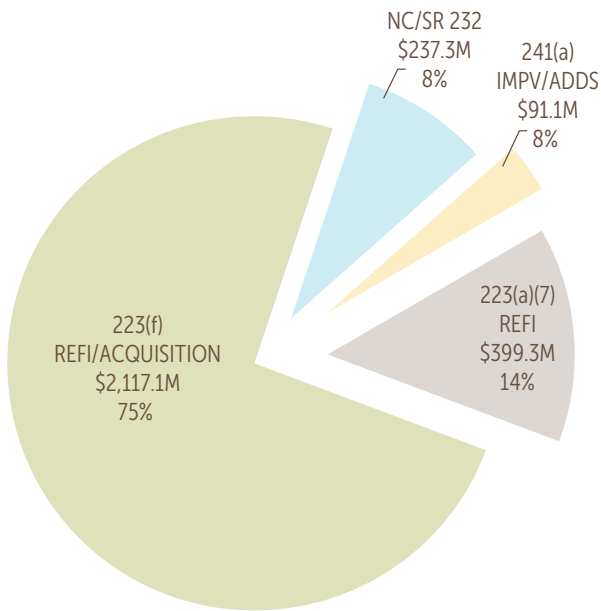


**MOST ACTIVE MAP LENDERS:
241(a) REFI/PURCHASE LOAN COUNT**

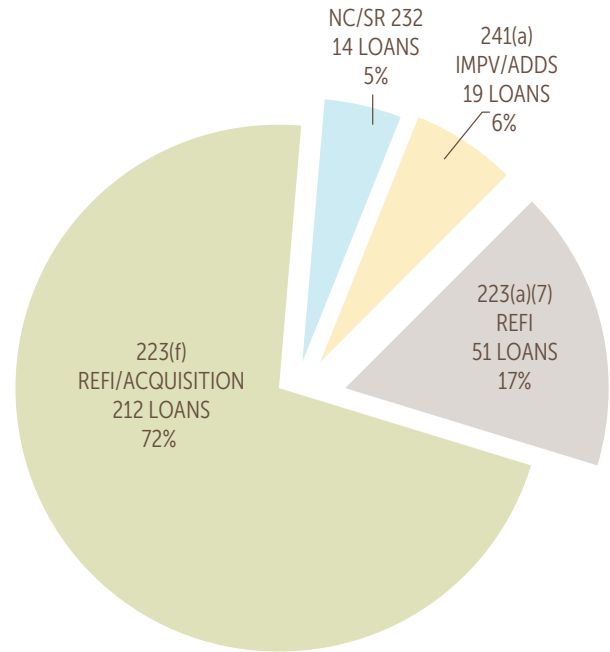


FHA Lender Ranking Summary | **FY 2015**
Chapter 3: **LEAN LOAN ACTIVITY**
BY PROGRAM

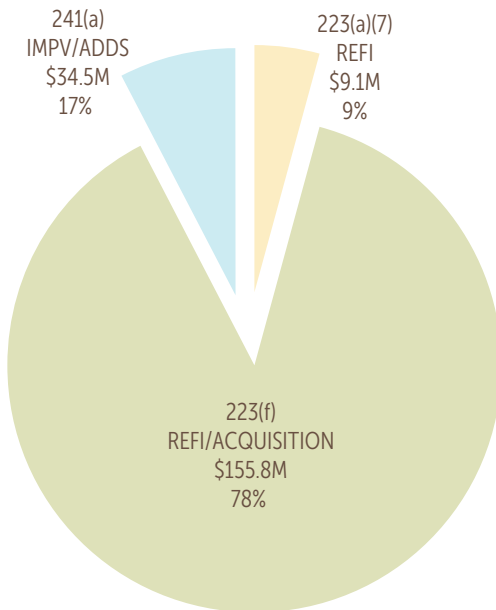
**TOTAL FHA LEAN LOAN VOLUME
BY PROGRAM (IN MILLIONS)**



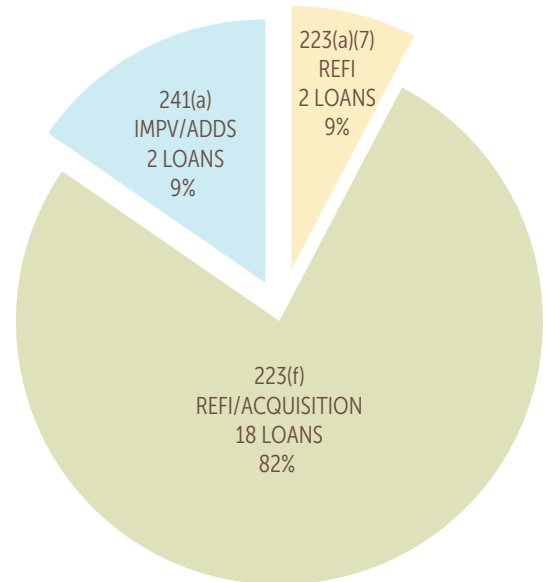
**TOTAL FHA LEAN LOAN COUNT
BY PROGRAM**



**RMC FHA LEAN LOAN VOLUME
BY PROGRAM (IN MILLIONS)**

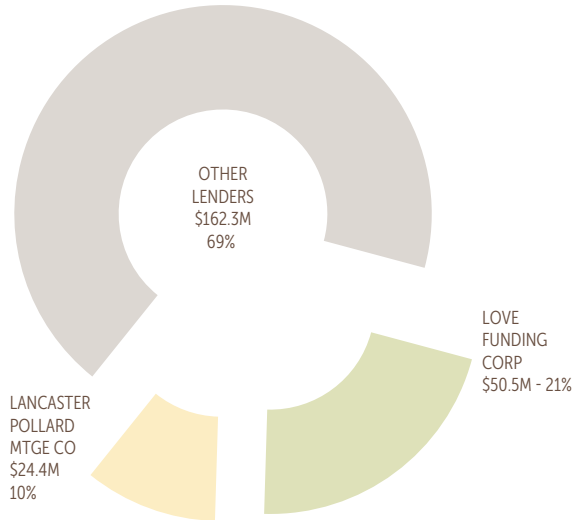


**RMC FHA LEAN LOAN COUNT
BY PROGRAM**

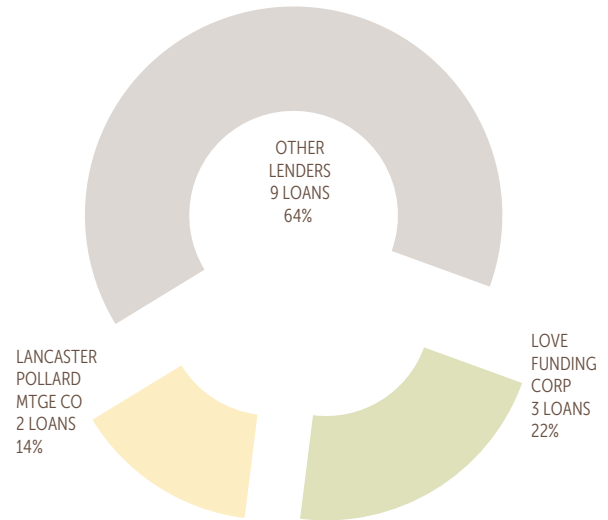


**MOST ACTIVE LEAN LENDERS:
NEW CONSTRUCTION/SUB REHAB VOLUME**

(IN MILLIONS)

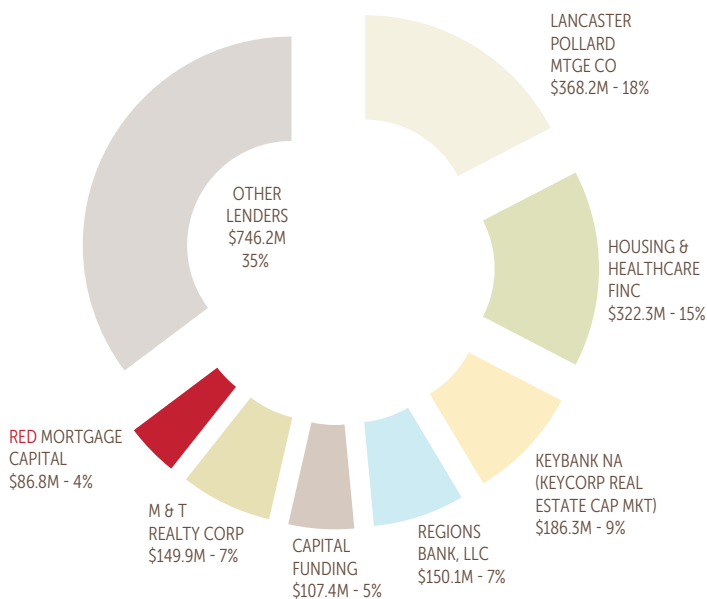


**MOST ACTIVE LEAN LENDERS:
NEW CONSTRUCTION/SUB REHAB LOAN COUNT**

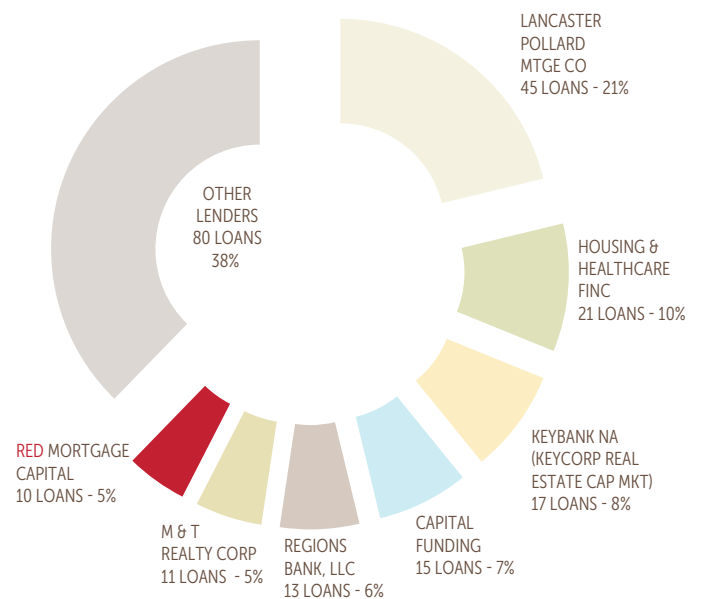


**MOST ACTIVE LEAN LENDERS:
223(f) REFI/PURCHASE VOLUME**

(IN MILLIONS)

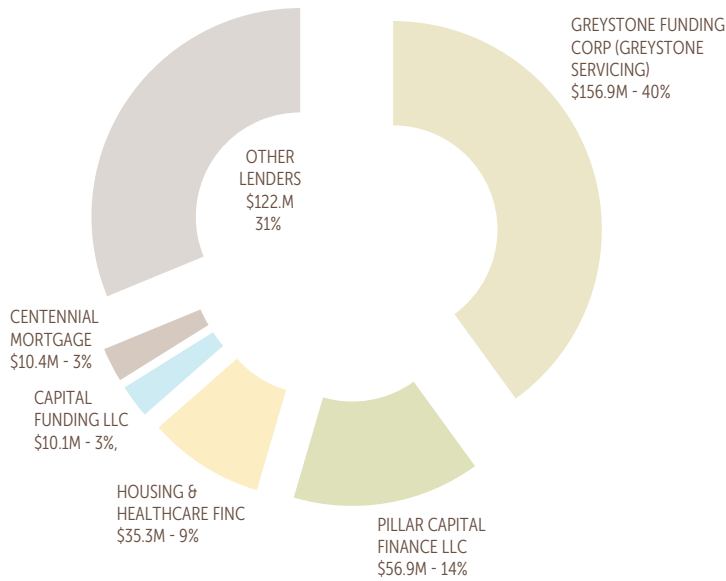


**MOST ACTIVE LEAN LENDERS:
223(f) REFI/PURCHASE COUNT**

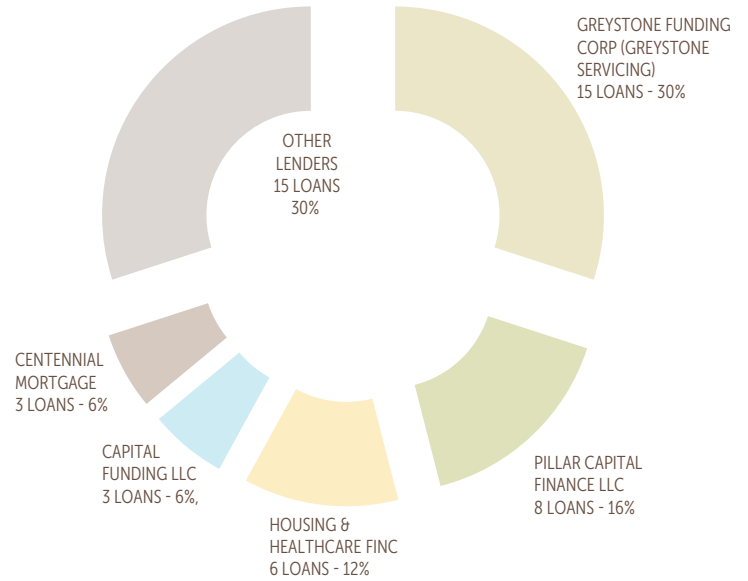


**MOST ACTIVE LEAN LENDERS:
223(a)(7) REFI VOLUME**

(IN MILLIONS)

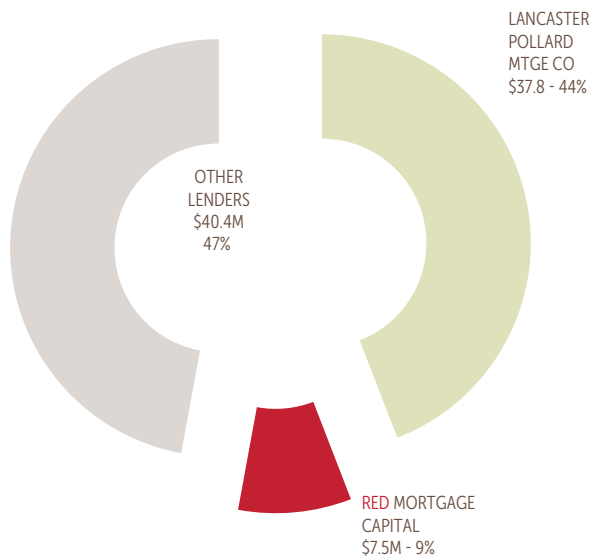


**MOST ACTIVE LEAN LENDERS:
223(a)(7) REFI LOAN COUNT**

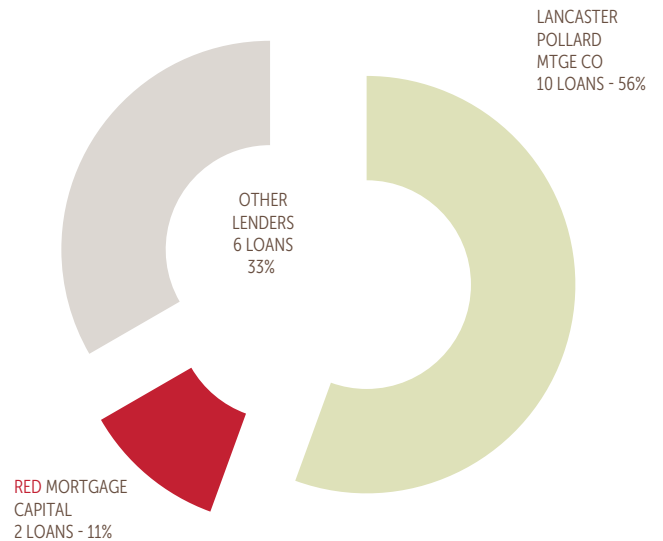


**MOST ACTIVE LEAN LENDERS:
241(a) REFI/PURCHASE VOLUME**

(IN MILLIONS)



**MOST ACTIVE LEAN LENDERS:
241(a) REFI/PURCHASE LOAN COUNT**



FHA Lender Ranking Summary | **FY 2015**

Chapter 4: **MAP LENDING ACTIVITY**
BY STATE & LENDER

MAP LOANS (FIRM COMMITMENTS) BY LENDER & PROJECT LOCATION

REGION: NEW YORK CITY															Total
LENDER	Connecticut	Delaware	District Of Columbia	Maine	Maryland	Massachusetts	New Hampshire	New Jersey	New York	Pennsylvania	Rhode Island	Vermont	Virginia	West Virginia	
RED MORTGAGE CAPITAL	0	0	1	0	1	0	0	2	0	1	0	0	4	0	9
ACRE CAPITAL LLC	0	0	0	0	0	0	0	0	0	0	0	0	0	0	0
AGM FINANCIAL SERVICES	0	0	3	0	14	0	0	0	0	0	0	0	2	0	19
ARBOR COMMERCIAL MTGE	0	0	0	0	0	0	0	0	0	0	0	0	0	0	0
ARMSTRONG MORTGAGE	0	0	0	0	0	0	0	0	0	0	0	0	0	0	0
BANK OF AMERICA NA	0	0	0	0	0	0	0	0	0	0	0	0	0	0	0
BANKERS GUARANTEE TITLE TR	0	0	0	0	0	0	0	0	0	1	0	0	0	0	1
BEDFORD LENDING CORP	0	0	0	0	0	0	0	0	0	0	0	0	0	0	0
BELLWETHER REAL EST CAPITAL	0	0	1	0	0	0	0	2	0	0	0	0	0	0	3
BERKADIA COMMERCIAL MTG	0	0	1	0	0	0	0	0	0	1	0	0	14	0	16
BERKELEY POINT CAPITAL LLC	0	0	0	0	0	1	0	0	0	0	0	0	1	0	2
BONNEVILLE MORTGAGE CO	0	0	0	0	0	0	0	0	0	0	0	0	0	0	0
CALIFORNIA COMMTY REINVTM CORP	0	0	0	0	0	0	0	0	0	0	0	0	0	0	0
CAPITAL FUNDING LLC	0	0	0	0	1	0	0	0	0	0	0	0	0	4	5
CAPITAL ONE MF FINANCE LLC	0	0	0	0	1	0	0	0	0	0	0	0	0	0	1
CBRE HMF INC	0	0	0	0	0	2	0	0	0	0	0	0	0	0	2
CENTENNIAL MORTGAGE	0	0	0	0	0	0	0	0	0	0	0	0	0	0	0
CENTERLINE MTGE CAPITAL	0	0	0	0	0	0	0	0	1	0	0	0	2	0	3
CENTRAL NATIONAL BANK&TRUST	0	0	0	0	0	0	0	0	0	0	0	0	0	0	0
CENTURY HEALTH CAPITAL	0	0	0	0	0	0	0	4	0	0	0	0	0	0	4
CHAMBERS BANK	0	0	0	0	0	0	0	0	0	0	0	0	0	0	0
CHURCHILL MORTGAGE INVTM LLC	0	0	0	0	0	0	0	0	0	0	0	0	0	0	0
COLUMBIA NATL REAL ESTATE	0	0	0	0	5	0	0	0	0	0	0	0	0	0	5
COSMOPOLITAN CAPITAL FUNDING, LLC	0	0	0	0	0	0	0	0	0	0	0	0	0	0	0
CRAIN MORTGAGE GROUP, LLC	0	0	0	0	0	0	0	0	0	0	0	0	0	0	0
DAVIS-PENN MTGE	0	0	0	0	0	0	0	0	0	0	0	0	0	0	0
DOUGHERTY MORTGAGE LLC	0	0	0	0	0	0	0	0	0	0	0	0	0	0	0
DRAPER & KRAMER COMCL MTGE	0	0	0	0	0	0	0	0	0	0	0	0	0	0	0
DWIGHT CAPITAL LLC	2	0	0	0	0	0	0	0	0	0	0	0	1	0	3
EASTERN MORTGAGE CAPITAL LLC	0	0	0	0	0	2	1	0	0	0	0	0	0	0	3
FIRST AMERICAN CAPITAL GRP	0	0	0	0	0	0	0	0	0	0	0	0	0	0	0
FIRST HSG DEVMT CORP OF FL	0	0	0	0	0	0	0	0	0	0	0	0	0	0	0
FOREST CITY CAPITAL CORP	0	0	0	0	0	0	0	0	0	0	0	0	0	0	0
GERSHMAN INVESTMENT	0	0	0	0	0	1	0	0	0	0	0	0	0	0	1
GRANDBRIDGE REAL ESTATE CAP	0	0	0	0	0	0	0	0	0	0	0	0	0	0	0
GREAT LAKES FINANCIAL GRP	0	0	0	0	0	0	0	0	0	0	0	0	0	0	0
GREYSTONE FUNDING CORP (GREYSTONE SERVICING)	0	0	1	0	3	0	0	2	1	0	0	0	3	0	10
HAMPDEN PARK CAPITAL, LLC	0	0	0	0	0	1	0	0	0	0	0	0	0	0	1
HFC FUNDING CORP	0	0	0	0	0	0	0	0	0	0	0	0	0	0	0
HIGHLAND COMMERCIAL MTGE	0	0	0	0	0	0	0	0	0	0	0	0	0	0	0
HOUSING & HEALTHCARE FINC	0	0	0	0	0	0	0	0	1	0	0	0	0	0	1
JS MULTICAPITAL CORP	0	0	0	0	0	0	0	0	0	0	0	0	0	0	0
KEYBANK NA (KEYCORP REAL ESTATE CAP MKT)	0	0	0	0	0	0	0	0	1	0	0	0	0	0	1
LANCASTER POLLARD MTGE CO	0	0	0	0	1	0	0	2	3	0	0	0	0	2	8
LINKS MORTGAGE CORP	0	0	0	0	0	0	0	0	0	0	0	0	0	0	0
LOVE FUNDING CORP	0	0	0	0	4	0	0	3	0	0	0	0	0	0	7
M & T REALTY CORP	0	0	0	0	3	0	0	0	0	0	0	0	0	0	3
MASON JOSEPH COMPANY INC	0	0	0	0	0	0	0	0	0	0	0	0	0	0	0
MASSACHUSETTS HOUSING PARTNERSHIP	0	0	0	0	0	1	0	0	0	0	0	0	0	0	1
METROPOLITAN FUNDING CORP	0	0	0	0	0	0	0	0	1	0	0	0	0	2	3
MINNESOTA HFA	0	0	0	0	0	0	0	0	0	0	0	0	0	0	0
MUSA FINANCIAL LLC	0	0	0	0	0	0	0	0	0	0	0	0	0	0	0
NORTHMARQ FINANCE LLC	0	0	1	0	0	1	0	0	0	0	0	0	0	1	3
NORTHPOINT CAPITAL LLC	0	0	0	0	0	0	0	0	0	0	0	0	0	0	0
OAK GROVE COMMERCIAL MTG	0	0	0	0	0	0	0	0	0	0	0	0	0	2	2
OPPENHEIMER MF HSG & HCARE	2	0	0	0	0	1	0	0	1	1	0	0	1	0	6
P/R MTGE & INVEST CORP	0	0	0	0	0	0	0	0	2	0	0	0	0	0	2
PARAGON MORTGAGE	0	0	0	0	0	0	0	0	0	0	0	0	0	0	0
PENNSYLVANIA HFA	0	0	0	0	0	0	0	0	0	1	0	0	0	0	1
PILLAR CAPITAL FINANCE LLC	0	0	0	0	0	0	0	0	0	0	0	0	2	0	2
PINEVIEW CAPITAL GROUP, INC.	0	0	0	0	0	0	0	0	0	0	0	0	0	0	0
PNC BANK NA	0	0	0	0	0	0	0	2	0	0	0	0	0	0	2
PRUDENTIAL HUNTOON PAIGE	0	0	0	0	2	1	0	1	0	3	0	0	3	0	10
RED STONE AGENCY LENDING	0	0	0	0	0	0	0	0	0	0	0	0	0	0	0
REGIONS BANK	0	0	0	0	0	0	0	0	0	0	0	0	0	0	0
RICHMAC FUNDING LLC	0	0	0	0	3	0	0	0	0	1	0	0	0	0	4
ROCKHALL FUNDING CORP	0	0	0	0	0	0	0	0	0	0	0	0	0	0	0
ROCKPORT MORTGAGE	1	0	0	1	0	24	2	0	5	0	1	0	0	0	34
SIMS MORTGAGE FUNDING	0	0	0	0	0	0	0	1	0	1	0	0	0	0	2
WALKER AND DUNLOP LLC (CW CAPITAL)	0	0	0	0	1	3	0	0	0	0	0	0	0	0	4
WELLS FARGO BANK NA	0	0	1	0	2	0	0	0	1	0	0	0	2	0	6
WYATT FUNDING CORP	0	0	0	0	0	0	0	0	2	0	0	0	0	0	2
ZIEGLER FINANCING CORP	0	0	0	0	0	0	0	0	0	0	0	0	0	0	0
TOTAL	5	0	8	1	40	38	3	6	26	13	1	0	31	11	183

MAP LOANS (FIRM COMMITMENTS) BY LENDER & PROJECT LOCATION

REGION: ATLANTA											
LENDER	Alabama	Florida	Georgia	Kentucky	Mississippi	North Carolina	Puerto Rico	South Carolina	Tennessee	Virgin Islands	Total
RED MORTGAGE CAPITAL	1	0	2	2	0	2	0	0	0	0	7
ACRE CAPITAL LLC	0	0	0	0	0	0	0	0	0	0	0
AGM FINANCIAL SERVICES	0	0	2	0	0	0	0	1	0	0	3
ARBOR COMMERCIAL MTGE	1	0	0	0	0	0	1	0	0	0	2
ARMSTRONG MORTGAGE	0	1	0	0	0	0	0	0	0	0	1
BANK OF AMERICA NA	0	0	0	0	0	0	0	0	0	0	0
BANKERS GUARANTEE TITLE TR	0	0	0	0	0	0	0	0	0	0	0
BEDFORD LENDING CORP	0	0	0	0	0	0	0	0	0	0	0
BELLWETHER REAL EST CAPITAL	1	0	1	0	0	0	0	0	0	0	2
BERKADIA COMMERCIAL MTG	1	6	9	0	2	12	0	6	3	0	39
BERKELEY POINT CAPITAL LLC	0	0	0	0	0	0	0	0	0	0	0
BONNEVILLE MORTGAGE CO	0	0	0	0	0	0	0	0	0	0	0
CALIFORNIA COMMTY REINVTM CORP	0	0	0	0	0	0	0	0	0	0	0
CAPITAL FUNDING LLC	0	0	0	0	0	0	0	0	0	0	0
CAPITAL ONE MF FINANCE LLC	0	1	0	0	0	0	0	0	0	0	1
CBRE HMF INC	0	0	0	0	0	2	0	0	1	0	3
CENTENNIAL MORTGAGE	1	0	0	0	0	0	0	1	0	0	2
CENTERLINE MTGE CAPITAL	1	1	0	0	0	1	0	0	1	0	4
CENTRAL NATIONAL BANK&TRUST	0	0	1	0	0	0	0	0	0	0	1
CENTURY HEALTH CAPITAL	0	0	0	0	0	0	0	0	0	0	0
CHAMBERS BANK	0	0	0	0	0	0	0	0	0	0	0
CHURCHILL MORTGAGE INVTM LLC	0	0	0	0	0	0	0	0	1	0	1
COLUMBIA NATL REAL ESTATE	0	0	0	0	0	0	0	0	0	0	0
COSMOPOLITAN CAPITAL FUNDING, LLC	0	0	0	0	0	0	0	0	0	0	0
CRAIN MORTGAGE GROUP, LLC	0	0	0	0	0	0	0	0	0	0	0
DAVIS-PENN MTGE	0	0	1	0	0	0	0	0	0	0	1
DOUGHERTY MORTGAGE LLC	0	1	0	0	0	0	0	0	0	0	1
DRAPER & KRAMER COMCL MTGE	0	0	0	0	0	0	0	0	0	0	0
DWIGHT CAPITAL LLC	0	1	0	0	0	2	0	0	4	0	7
EASTERN MORTGAGE CAPITAL LLC	0	0	1	0	0	0	0	0	1	0	2
FIRST AMERICAN CAPITAL GRP	0	0	0	0	0	0	0	0	0	0	0
FIRST HSG DEVMT CORP OF FL	0	4	0	0	0	0	0	0	0	0	4
FOREST CITY CAPITAL CORP	0	0	0	0	0	0	0	0	0	0	0
GERSHMAN INVESTMENT	0	0	0	0	0	0	0	0	0	0	0
GRANDBRIDGE REAL ESTATE CAP	0	0	0	0	0	1	0	0	0	0	1
GREAT LAKES FINANCIAL GRP	0	0	0	0	0	0	0	0	0	0	0
GREYSTONE FUNDING CORP (GREYSTONE SERVICING)	0	5	0	0	0	0	0	0	6	0	11
HAMPDEN PARK CAPITAL, LLC	0	0	0	0	0	0	0	0	0	0	0
HFC FUNDING CORP	2	1	0	0	1	0	0	0	0	0	4
HIGHLAND COMMERCIAL MTGE	3	1	2	0	2	0	0	0	1	0	9
HOUSING & HEALTHCARE FINC	0	0	0	0	0	0	0	0	0	0	0
JS MULTICAPITAL CORP	0	0	0	0	0	1	0	0	0	0	1
KEYBANK NA (KEYCORP REAL ESTATE CAP MKT)	0	0	0	0	0	0	0	0	0	0	0
LANCASTER POLLARD MTGE CO	0	1	0	0	1	0	0	0	0	0	2
LINKS MORTGAGE CORP	0	0	0	0	0	0	0	0	0	0	0
LOVE FUNDING CORP	0	1	1	4	0	3	2	0	3	0	14
M & T REALTY CORP	0	0	0	0	0	0	0	0	0	0	0
MASON JOSEPH COMPANY INC	0	0	0	0	0	0	0	0	0	0	0
MASSACHUSETTS HOUSING PARTNERSHIP	0	0	0	0	0	0	0	0	0	0	0
Metropolitan Funding Corp	0	0	0	0	0	0	0	0	0	0	0
Minnesota HFA	0	0	0	0	0	0	0	0	0	0	0
Musa Financial LLC	0	0	0	0	0	0	0	0	0	0	0
Northmarq Finance LLC	0	0	2	0	0	0	0	0	0	0	2
NORTHPOINT CAPITAL LLC	0	0	0	0	0	0	0	0	0	0	0
OAK GROVE COMMERCIAL MTG	0	0	1	0	0	0	0	0	1	0	2
OPPENHEIMER MF HSG & HCARE	1	0	0	0	0	5	0	0	1	0	7
P/R MTGE & INVEST CORP	0	0	0	0	0	3	0	0	0	0	3
PARAGON MORTGAGE	0	0	0	0	0	0	0	0	0	0	0
PENNSYLVANIA HFA	0	0	0	0	0	0	0	0	0	0	0
PILLAR CAPITAL FINANCE LLC	0	0	1	0	0	0	0	0	0	0	1
PINEVIEW CAPITAL GROUP, INC.	0	0	0	0	0	0	0	0	0	0	0
PNC BANK NA	0	1	0	0	0	0	0	0	0	0	1
PRUDENTIAL HUNTOON PAIGE	0	1	3	0	0	2	0	0	1	0	7
RED STONE AGENCY LENDING	0	0	0	0	0	0	0	0	0	0	0
REGIONS BANK	0	1	0	0	0	0	0	0	0	0	1
RICHMAC FUNDING LLC	0	0	0	0	0	0	1	0	0	0	1
ROCKHALL FUNDING CORP	0	0	0	0	0	0	1	0	0	1	2
ROCKPORT MORTGAGE	0	0	0	0	0	0	0	0	1	0	1
SIMS MORTGAGE FUNDING	0	0	0	0	0	0	0	0	0	0	0
WALKER AND DUNLOP LLC (CW CAPITAL)	0	2	2	1	0	0	0	1	11	0	17
WELLS FARGO BANK NA	2	1	0	0	0	0	0	0	0	0	3
WYATT FUNDING CORP	0	0	0	0	0	0	0	0	0	0	0
ZIEGLER FINANCING CORP	0	0	0	0	0	0	0	0	0	0	0
TOTAL	13	30	27	5	6	32	5	9	36	1	164

MAP LOANS (FIRM COMMITMENTS) BY LENDER & PROJECT LOCATION

REGION: CHICAGO								
LENDER	Illinois	Indiana	Michigan	Minnesota	Ohio	Wisconsin	Total	
RED MORTGAGE CAPITAL	2	3	2	0	11	1	19	
ACRE CAPITAL LLC	0	0	0	0	0	0	0	
AGM FINANCIAL SERVICES	0	0	1	0	0	0	1	
ARBOR COMMERCIAL MTGE	0	0	1	0	0	0	1	
ARMSTRONG MORTGAGE	0	0	0	0	2	0	2	
BANK OF AMERICA NA	0	0	0	0	0	0	0	
BANKERS GUARANTEE TITLE TR	0	0	0	0	0	0	0	
BEDFORD LENDING CORP	0	0	0	0	0	0	0	
BELLWETHER REAL EST CAPITAL	4	2	0	0	4	1	11	
BERKADIA COMMERCIAL MTG	6	0	5	0	0	3	14	
BERKELEY POINT CAPITAL LLC	0	0	1	0	0	0	1	
BONNEVILLE MORTGAGE CO	0	0	0	0	0	0	0	
CALIFORNIA COMMTY REINVTM CORP	0	0	0	0	0	0	0	
CAPITAL FUNDING LLC	0	0	0	0	0	0	0	
CAPITAL ONE MF FINANCE LLC	0	0	0	0	0	0	0	
CBRE HMF INC	0	0	4	2	0	0	6	
CENTENNIAL MORTGAGE	0	0	0	1	0	0	1	
CENTERLINE MTGE CAPITAL	0	0	0	0	0	0	0	
CENTRAL NATIONAL BANK&TRUST	0	0	0	0	0	0	0	
CENTURY HEALTH CAPITAL	0	0	0	0	0	0	0	
CHAMBERS BANK	0	0	0	0	0	0	0	
CHURCHILL MORTGAGE INVTM LLC	0	0	2	0	0	0	2	
COLUMBIA NATL REAL ESTATE	0	0	0	0	0	0	0	
COSMOPOLITAN CAPITAL FUNDING, LLC	0	0	0	0	0	0	0	
CRAIN MORTGAGE GROUP, LLC	0	0	0	0	0	0	0	
DAVIS-PENN MTGE	0	0	0	0	0	0	0	
DOUGHERTY MORTGAGE LLC	0	1	0	15	0	0	16	
DRAPER & KRÄMER COMCL MTGE	8	6	0	0	0	4	18	
DWIGHT CAPITAL LLC	0	1	1	1	1	0	4	
EASTERN MORTGAGE CAPITAL LLC	1	0	1	0	0	0	2	
FIRST AMERICAN CAPITAL GRP	0	0	0	0	0	0	0	
FIRST HSG DEVMT CORP OF FL	0	0	0	0	0	0	0	
FOREST CITY CAPITAL CORP	0	0	0	0	3	0	3	
GERSHMAN INVESTMENT	1	0	1	0	0	0	2	
GRANDBRIDGE REAL ESTATE CAP	0	0	0	0	0	0	0	
GREAT LAKES FINANCIAL GRP	0	0	1	0	3	0	4	
GREYSTONE FUNDING CORP (GREYSTONE SERVICING)	5	1	7	0	0	1	14	
HAMPDEN PARK CAPITAL, LLC	0	2	0	0	0	0	2	
HFC FUNDING CORP	0	0	0	0	0	0	0	
HIGHLAND COMMERCIAL MTGE	0	0	0	0	0	0	0	
HOUSING & HEALTHCARE FINC	0	0	0	0	0	0	0	
JS MULTICAPITAL CORP	0	0	0	0	1	0	1	
KEYBANK NA (KEYCORP REAL ESTATE CAP MKT)	0	0	3	0	0	0	3	
LANCASTER POLLARD MTGE CO	0	0	0	0	1	0	1	
LINKS MORTGAGE CORP	1	0	0	0	0	0	1	
LOVE FUNDING CORP	2	1	3	0	2	2	10	
M & T REALTY CORP	0	0	0	0	0	0	0	
MASON JOSEPH COMPANY INC	0	0	0	0	0	0	0	
MASSACHUSETTS HOUSING PARTNERSHIP	0	0	0	0	0	0	0	
METROPOLITAN FUNDING CORP	0	0	0	0	0	0	0	
MINNESOTA HFA	0	0	0	1	0	0	1	
MUSA FINANCIAL LLC	0	0	0	0	0	0	0	
NORTHMARQ FINANCE LLC	0	0	0	0	0	0	0	
NORTHPOINT CAPITAL LLC	0	0	1	0	0	0	1	
OAK GROVE COMMERCIAL MTG	0	0	0	9	1	0	10	
OPPENHEIMER MF HSG & HCARE	0	0	0	0	0	3	3	
P/R MTGE & INVEST CORP	5	30	2	0	6	3	46	
PARAGON MORTGAGE	0	0	0	0	0	0	0	
PENNSYLVANIA HFA	0	0	0	0	0	0	0	
PILLAR CAPITAL FINANCE LLC	2	1	7	0	1	0	11	
PINEVIEW CAPITAL GROUP, INC.	0	0	0	0	0	0	0	
PNC BANK NA	0	0	0	0	0	0	0	
PRUDENTIAL HUNTOON PAIGE	2	0	2	0	1	0	5	
RED STONE AGENCY LENDING	0	0	0	0	0	0	0	
REGIONS BANK	0	0	0	0	0	0	0	
RICHMAC FUNDING LLC	0	0	0	0	0	0	0	
ROCKHALL FUNDING CORP	0	0	0	0	0	0	0	
ROCKPORT MORTGAGE	0	0	0	0	0	0	0	
SIMS MORTGAGE FUNDING	0	0	0	0	0	0	0	
WALKER AND DUNLOP LLC (CW CAPITAL)	2	2	5	0	0	0	9	
WELLS FARGO BANK NA	0	0	0	0	0	0	0	
WYATT FUNDING CORP	0	0	0	0	0	0	0	
ZIEGLER FINANCING CORP	0	0	0	0	0	0	0	
TOTAL	39	47	48	29	26	17	206	

MAP LOANS (FIRM COMMITMENTS) BY LENDER & PROJECT LOCATION

REGION: FORT WORTH										
LENDER	Arkansas	Iowa	Kansas	Louisiana	Missouri	Nebraska	New Mexico	Oklahoma	Texas	Total
RED MORTGAGE CAPITAL	0	0	0	0	0	0	0	0	3	3
ACRE CAPITAL LLC	0	0	0	0	0	0	0	0	0	0
AGM FINANCIAL SERVICES	0	0	0	0	0	0	0	0	0	0
ARBOR COMMERCIAL MTGE	0	0	0	1	0	0	0	0	0	1
ARMSTRONG MORTGAGE	0	0	0	0	0	0	0	0	0	0
BANK OF AMERICA NA	0	0	0	0	0	0	0	0	0	0
BANKERS GUARANTEE TITLE TR	0	0	0	0	0	0	0	0	0	0
BEDFORD LENDING CORP	0	0	0	0	0	0	0	0	0	0
BELLWETHER REAL EST CAPITAL	0	0	0	1	0	0	0	0	0	1
BERKADIA COMMERCIAL MTG	5	0	0	1	0	0	0	2	8	16
BERKELEY POINT CAPITAL LLC	0	0	0	0	0	0	0	0	0	0
BONNEVILLE MORTGAGE CO	0	0	0	0	0	0	0	0	0	0
CALIFORNIA COMMTY REINVTM CORP	0	0	0	0	0	0	0	0	0	0
CAPITAL FUNDING LLC	0	1	0	0	0	0	0	0	0	1
CAPITAL ONE MF FINANCE LLC	0	0	0	0	0	0	0	0	0	0
CBRE HMF INC	0	0	0	0	0	0	0	1	1	2
CENTENNIAL MORTGAGE	1	0	0	1	0	0	0	0	7	9
CENTERLINE MTGE CAPITAL	0	0	0	1	0	0	0	0	5	6
CENTRAL NATIONAL BANK&TRUST	0	0	0	0	0	0	0	0	0	0
CENTURY HEALTH CAPITAL	0	0	0	0	0	0	0	0	0	0
CHAMBERS BANK	2	0	0	0	0	0	0	0	1	3
CHURCHILL MORTGAGE INVTM LLC	0	0	0	0	0	0	0	0	0	0
COLUMBIA NATL REAL ESTATE	0	0	0	0	0	0	0	0	0	0
COSMOPOLITAN CAPITAL FUNDING, LLC	0	1	0	0	0	0	0	0	0	1
CRAIN MORTGAGE GROUP, LLC	0	0	0	0	0	0	0	3	1	4
DAVIS-PENN MTGE	0	3	0	0	0	0	2	0	10	15
DOUGHERTY MORTGAGE LLC	0	3	0	2	0	0	0	0	8	13
DRAPER & KRAMER COMCL MTGE	0	0	0	0	0	0	0	0	0	0
DWIGHT CAPITAL LLC	0	1	0	1	0	0	0	1	8	11
EASTERN MORTGAGE CAPITAL LLC	0	0	0	0	0	0	0	0	0	0
FIRST AMERICAN CAPITAL GRP	1	0	0	0	0	0	0	0	0	1
FIRST HSG DEVMT CORP OF FL	0	0	0	0	0	0	0	0	0	0
FOREST CITY CAPITAL CORP	0	0	0	0	0	0	0	0	0	0
GERSHMAN INVESTMENT	0	0	2	0	2	0	0	1	0	5
GRANDBRIDGE REAL ESTATE CAP	0	0	1	0	0	1	0	0	0	2
GREAT LAKES FINANCIAL GRP	0	0	0	0	0	0	0	0	0	0
GREYSTONE FUNDING CORP (GREYSTONE SERVICING)	1	0	0	11	0	0	0	1	9	22
HAMPDEN PARK CAPITAL, LLC	0	0	0	0	0	0	0	0	0	0
HFC FUNDING CORP	0	0	0	0	0	0	0	0	0	0
HIGHLAND COMMERCIAL MTGE	0	0	0	2	0	0	0	0	1	3
HOUSING & HEALTHCARE FINC	0	0	0	0	0	0	0	0	0	0
JS MULTICAPITAL CORP	0	0	0	0	0	0	0	0	0	0
KEYBANK NA (KEYCORP REAL ESTATE CAP MKT)	0	0	0	0	0	0	0	0	0	0
LANCASTER POLLARD MTGE CO	0	0	0	0	1	0	0	0	4	5
LINKS MORTGAGE CORP	0	0	0	0	0	0	0	0	0	0
LOVE FUNDING CORP	0	0	0	1	1	0	1	0	2	5
M & T REALTY CORP	0	0	0	0	0	0	0	0	0	0
MASON JOSEPH COMPANY INC	0	0	0	0	0	0	0	0	10	10
MASSACHUSETTS HOUSING PARTNERSHIP	0	0	0	0	0	0	0	0	0	0
METROPOLITAN FUNDING CORP	0	0	0	0	0	0	0	0	1	1
MINNESOTA HFA	0	0	0	0	0	0	0	0	0	0
MUSA FINANCIAL LLC	0	0	0	0	0	0	0	0	1	1
NORTHMARQ FINANCE LLC	0	2	1	0	0	1	0	0	1	5
NORTHPOINT CAPITAL LLC	0	0	0	0	0	0	0	0	0	0
OAK GROVE COMMERCIAL MTG	0	1	0	0	0	0	0	0	0	1
OPPENHEIMER MF HSG & HCARE	0	0	0	0	1	0	0	1	2	4
P/R MTGE & INVEST CORP	0	0	0	0	1	0	0	0	1	2
PARAGON MORTGAGE	0	0	0	0	0	0	0	0	0	0
PENNSYLVANIA HFA	0	0	0	0	0	0	0	0	0	0
PILLAR CAPITAL FINANCE LLC	1	0	1	0	0	0	0	0	0	2
PINEVIEW CAPITAL GROUP, INC.	0	0	0	0	0	0	0	0	0	0
PNC BANK NA	0	0	0	0	0	1	0	0	0	1
PRUDENTIAL HUNTOON PAIGE	0	0	0	1	0	0	0	0	0	1
RED STONE AGENCY LENDING	0	0	0	1	0	0	0	0	0	1
REGIONS BANK	0	0	0	0	0	0	0	0	0	0
RICHMAC FUNDING LLC	0	0	0	0	0	0	0	0	0	0
ROCKHALL FUNDING CORP	0	0	0	0	0	0	0	0	2	2
ROCKPORT MORTGAGE	0	0	0	0	0	0	0	0	0	0
SIMS MORTGAGE FUNDING	0	0	0	1	0	0	0	0	0	1
WALKER AND DUNLOP LLC (CW CAPITAL)	0	0	0	4	0	0	0	0	7	11
WELLS FARGO BANK NA	0	0	0	1	0	0	0	0	3	4
WYATT FUNDING CORP	0	0	0	0	0	0	0	0	0	0
ZIEGLER FINANCING CORP	0	0	0	0	4	0	0	0	0	4
TOTAL	11	12	5	30	10	3	3	10	93	177

MAP LOANS (FIRM COMMITMENTS) BY LENDER & PROJECT LOCATION

REGION: SAN FRANCISCO															
LENDER	Alaska	Arizona	California	Colorado	Hawaii	Idaho	Montana	Nevada	North Dakota	Oregon	South Dakota	Utah	Washington	Wyoming	Total
RED MORTGAGE CAPITAL	0	2	9	0	0	1	0	0	0	0	0	0	1	0	13
ACRE CAPITAL LLC	0	0	3	0	0	0	0	0	0	5	0	0	2	0	10
AGM FINANCIAL SERVICES	0	0	0	0	0	0	0	0	0	0	0	0	0	0	0
ARBOR COMMERCIAL MTGE	0	0	1	0	0	0	0	0	0	0	0	0	0	0	1
ARMSTRONG MORTGAGE	0	0	0	0	0	0	0	0	0	0	0	0	0	0	0
BANK OF AMERICA NA	0	0	0	0	0	0	0	0	0	0	0	0	2	0	2
BANKERS GUARANTEE TITLE TR	0	0	0	0	0	0	0	0	0	0	0	0	0	0	0
BEDFORD LENDING CORP	0	0	0	0	0	3	0	0	0	0	0	0	0	0	3
BELLWETHER REAL EST CAPITAL	0	0	0	0	0	0	0	0	0	0	0	0	0	0	0
BERKADIA COMMERCIAL MTG	0	1	11	2	0	0	0	0	1	0	0	0	2	0	17
BERKELEY POINT CAPITAL LLC	0	0	1	0	0	0	0	0	0	0	0	0	0	0	1
BONNEVILLE MORTGAGE CO	0	1	0	0	0	0	0	0	0	0	0	1	0	0	2
CALIFORNIA COMMTY REINVTM CORP	0	0	1	0	0	0	0	0	0	0	0	0	0	0	1
CAPITAL FUNDING LLC	0	0	0	0	0	0	0	0	0	0	1	0	0	0	1
CAPITAL ONE MF FINANCE LLC	0	0	0	0	0	0	1	1	0	0	0	0	0	0	2
CBRE HMF INC	0	0	3	0	0	1	0	0	0	0	0	1	3	0	8
CENTENNIAL MORTGAGE	0	0	9	0	0	0	1	1	0	1	0	1	0	0	13
CENTERLINE MTGE CAPITAL	0	0	0	0	0	0	0	0	0	0	0	0	0	0	0
CENTRAL NATIONAL BANK&TRUST	0	0	0	0	0	0	0	0	0	0	0	0	0	0	0
CENTURY HEALTH CAPITAL	0	0	0	0	0	0	0	0	0	0	0	0	0	0	0
CHAMBERS BANK	0	0	0	0	0	0	0	0	0	0	0	0	0	0	0
CHURCHILL MORTGAGE INVTM LLC	0	0	0	0	0	0	0	0	0	0	0	0	0	0	0
COLUMBIA NATL REAL ESTATE	0	0	0	0	0	0	0	0	0	0	0	0	0	0	0
COSMOPOLITAN CAPITAL FUNDING, LLC	0	0	0	0	0	0	0	0	0	0	0	1	0	1	2
CRAIN MORTGAGE GROUP, LLC	0	0	0	0	0	0	0	0	0	0	0	0	0	0	0
DAVIS-PENN MTGE	0	0	0	0	1	0	0	0	0	0	0	0	0	0	1
DOUGHERTY MORTGAGE LLC	0	1	1	0	0	0	0	0	0	0	0	0	0	0	2
DRAPER & KRAMER COMCL MTGE	0	0	0	0	0	0	0	0	0	0	0	0	0	0	0
DWIGHT CAPITAL LLC	0	0	5	1	0	0	0	0	0	1	0	1	3	1	12
EASTERN MORTGAGE CAPITAL LLC	0	0	0	0	0	0	0	0	0	0	0	0	0	0	0
FIRST AMERICAN CAPITAL GRP	0	0	0	0	0	0	0	0	0	0	0	0	0	0	0
FIRST HSG DEVMT CORP OF FL	0	0	0	0	0	0	0	0	0	0	0	0	0	0	0
FOREST CITY CAPITAL CORP	0	0	0	0	0	0	0	0	0	0	0	0	0	0	0
GERSHMAN INVESTMENT	0	0	0	0	0	0	0	0	0	0	0	0	0	0	0
GRANDBRIDGE REAL ESTATE CAP	0	0	0	0	0	0	0	0	0	0	0	0	0	0	0
GREAT LAKES FINANCIAL GRP	0	0	0	0	0	0	0	0	0	0	0	0	0	0	0
GREYSTONE FUNDING CORP (GREYSTONE SERVICING)	0	3	1	3	0	1	0	2	0	0	0	1	1	0	12
HAMPDEN PARK CAPITAL, LLC	0	0	0	0	0	0	0	0	0	0	0	0	0	0	0
HFC FUNDING CORP	0	0	0	0	0	0	0	0	0	0	0	0	0	0	0
HIGHLAND COMMERCIAL MTGE	0	0	0	0	0	0	0	0	0	0	0	0	0	0	0
HOUSING & HEALTHCARE FINC	0	0	0	0	0	0	0	0	0	0	0	0	0	0	0
JS MULTICAPITAL CORP	0	0	0	0	0	0	0	0	0	0	0	0	0	0	0
KEYBANK NA (KEYCORP REAL ESTATE CAP MKT)	0	0	1	1	0	0	0	0	0	1	0	1	0	0	4
LANCASTER POLLARD MTGE CO	0	0	8	0	0	0	0	1	0	0	0	0	0	0	9
LINKS MORTGAGE CORP	0	0	0	0	0	0	0	0	0	0	0	0	0	0	0
LOVE FUNDING CORP	0	0	2	4	0	0	1	0	0	0	0	0	0	0	7
M & T REALTY CORP	0	0	0	0	0	0	0	0	0	0	0	0	0	0	0
MASON JOSEPH COMPANY INC	0	0	0	0	0	0	0	0	0	0	0	0	0	0	0
MASSACHUSETTS HOUSING PARTNERSHIP	0	0	0	0	0	0	0	0	0	0	0	0	0	0	0
METROPOLITAN FUNDING CORP	0	0	0	0	0	0	0	0	0	0	0	0	0	0	0
MINNESOTA HFA	0	0	0	0	0	0	0	0	0	0	0	0	0	0	0
MUSA FINANCIAL LLC	0	0	0	0	0	0	0	0	0	0	0	0	0	0	0
NORTHMARQ FINANCE LLC	0	0	1	1	0	0	0	0	0	0	0	0	0	0	2
NORTHPOINT CAPITAL LLC	0	0	0	0	0	0	0	0	0	0	0	0	0	0	0
OAK GROVE COMMERCIAL MTG	0	0	1	0	0	0	0	0	0	0	0	0	0	0	1
OPPENHEIMER MF HSG & HCARE	0	0	0	0	0	0	0	0	1	0	0	0	2	0	3
P/R MTGE & INVEST CORP	0	0	1	0	0	0	0	0	0	1	0	0	0	0	2
PARAGON MORTGAGE	0	6	0	0	0	0	0	0	0	0	0	0	0	0	6
PENNSYLVANIA HFA	0	0	0	0	0	0	0	0	0	0	0	0	0	0	0
PILLAR CAPITAL FINANCE LLC	0	0	1	0	0	0	0	0	1	0	0	0	0	0	2
PINEVIEW CAPITAL GROUP, INC.	0	0	1	0	0	0	0	0	0	0	0	0	0	0	1
PNC BANK NA	0	0	14	0	0	0	0	0	0	1	0	0	2	0	17
PRUDENTIAL HUNTOON PAIGE	0	0	1	1	0	0	0	0	1	0	0	1	1	0	5
RED STONE AGENCY LENDING	0	0	0	1	0	0	0	0	0	0	0	0	0	0	1
REGIONS BANK	0	0	0	0	0	0	0	0	0	0	0	0	0	0	0
RICHMAC FUNDING LLC	0	0	0	0	0	0	0	0	0	0	0	0	0	0	0
ROCKHALL FUNDING CORP	0	0	1	0	0	0	0	0	0	0	0	0	0	0	1
ROCKPORT MORTGAGE	0	0	0	1	0	0	0	0	0	1	0	0	0	0	2
SIMS MORTGAGE FUNDING	0	0	0	0	0	0	0	0	0	0	0	0	0	0	0
WALKER AND DUNLOP LLC (CW CAPITAL)	0	1	1	0	0	1	0	0	0	1	0	0	0	1	5
WELLS FARGO BANK NA	0	0	0	1	0	0	0	1	0	0	1	1	1	0	5
WYATT FUNDING CORP	0	0	0	0	0	0	0	0	0	0	0	0	0	0	0
ZIEGLER FINANCING CORP	0	0	1	0	0	0	0	0	0	0	0	0	0	0	1
TOTAL	0	13	70	16	1	6	3	6	3	13	2	9	19	3	164

SHARE OF MAP LENDER BUSINESS BY STATE

REGION: NEW YORK CITY														
LENDER	Connecticut	Delaware	District Of Columbia	Maine	Maryland	Massachusetts	New Hampshire	New Jersey	New York	Pennsylvania	Rhode Island	Vermont	Virginia	West Virginia
RED MORTGAGE CAPITAL	0.0%	0.0%	1.1%	0.0%	1.1%	0.0%	0.0%	2.2%	0.0%	1.1%	0.0%	0.0%	4.5%	0.0%
ACRE CAPITAL LLC	0.0%	0.0%	0.0%	0.0%	0.0%	0.0%	0.0%	0.0%	0.0%	0.0%	0.0%	0.0%	0.0%	0.0%
AGM FINANCIAL SERVICES	0.0%	0.0%	6.5%	0.0%	30.4%	0.0%	0.0%	0.0%	0.0%	0.0%	0.0%	0.0%	4.3%	0.0%
ARBOR COMMERCIAL MTGE	0.0%	0.0%	0.0%	0.0%	0.0%	0.0%	0.0%	0.0%	0.0%	0.0%	0.0%	0.0%	0.0%	0.0%
ARMSTRONG MORTGAGE	0.0%	0.0%	0.0%	0.0%	0.0%	0.0%	0.0%	0.0%	0.0%	0.0%	0.0%	0.0%	0.0%	0.0%
BANK OF AMERICA NA	0.0%	0.0%	0.0%	0.0%	0.0%	0.0%	0.0%	0.0%	0.0%	0.0%	0.0%	0.0%	0.0%	0.0%
BANKERS GUARANTEE TITLE TR	0.0%	0.0%	0.0%	0.0%	0.0%	0.0%	0.0%	0.0%	0.0%	50.0%	0.0%	0.0%	0.0%	0.0%
BEDFORD LENDING CORP	0.0%	0.0%	0.0%	0.0%	0.0%	0.0%	0.0%	0.0%	0.0%	0.0%	0.0%	0.0%	0.0%	0.0%
BELLWETHER REAL EST CAPITAL	0.0%	0.0%	2.9%	0.0%	0.0%	0.0%	0.0%	5.9%	0.0%	0.0%	0.0%	0.0%	0.0%	0.0%
BERKADIA COMMERCIAL MTG	0.0%	0.0%	0.5%	0.0%	0.0%	0.0%	0.0%	0.0%	0.0%	0.5%	0.0%	0.0%	7.5%	0.0%
BERKELEY POINT CAPITAL LLC	0.0%	0.0%	0.0%	0.0%	0.0%	14.3%	0.0%	0.0%	0.0%	0.0%	0.0%	0.0%	14.3%	0.0%
BONNEVILLE MORTGAGE CO	0.0%	0.0%	0.0%	0.0%	0.0%	0.0%	0.0%	0.0%	0.0%	0.0%	0.0%	0.0%	0.0%	0.0%
CALIFORNIA COMMTY REINVTM CORP	0.0%	0.0%	0.0%	0.0%	0.0%	0.0%	0.0%	0.0%	0.0%	0.0%	0.0%	0.0%	0.0%	0.0%
CAPITAL FUNDING LLC	0.0%	0.0%	0.0%	0.0%	7.7%	0.0%	0.0%	0.0%	0.0%	0.0%	0.0%	0.0%	0.0%	30.8%
CAPITAL ONE MF FINANCE LLC	0.0%	0.0%	0.0%	0.0%	16.7%	0.0%	0.0%	0.0%	0.0%	0.0%	0.0%	0.0%	0.0%	0.0%
CBRE HMF INC	0.0%	0.0%	0.0%	0.0%	0.0%	5.9%	0.0%	0.0%	0.0%	0.0%	0.0%	0.0%	0.0%	0.0%
CENTENNIAL MORTGAGE	0.0%	0.0%	0.0%	0.0%	0.0%	0.0%	0.0%	0.0%	0.0%	0.0%	0.0%	0.0%	0.0%	0.0%
CENTERLINE MTGE CAPITAL	0.0%	0.0%	0.0%	0.0%	0.0%	0.0%	0.0%	0.0%	3.8%	0.0%	0.0%	0.0%	7.7%	0.0%
CENTRAL NATIONAL BANK&TRUST	0.0%	0.0%	0.0%	0.0%	0.0%	0.0%	0.0%	0.0%	0.0%	0.0%	0.0%	0.0%	0.0%	0.0%
CENTURY HEALTH CAPITAL	0.0%	0.0%	0.0%	0.0%	0.0%	0.0%	0.0%	0.0%	50.0%	0.0%	0.0%	0.0%	0.0%	0.0%
CHAMBERS BANK	0.0%	0.0%	0.0%	0.0%	0.0%	0.0%	0.0%	0.0%	0.0%	0.0%	0.0%	0.0%	0.0%	0.0%
CHURCHILL MORTGAGE INVTM LLC	0.0%	0.0%	0.0%	0.0%	0.0%	0.0%	0.0%	0.0%	0.0%	0.0%	0.0%	0.0%	0.0%	0.0%
COLUMBIA NATL REAL ESTATE	0.0%	0.0%	0.0%	0.0%	50.0%	0.0%	0.0%	0.0%	0.0%	0.0%	0.0%	0.0%	0.0%	0.0%
COSMOPOLITAN CAPITAL FUNDING, LLC	0.0%	0.0%	0.0%	0.0%	0.0%	0.0%	0.0%	0.0%	0.0%	0.0%	0.0%	0.0%	0.0%	0.0%
CRAIN MORTGAGE GROUP, LLC	0.0%	0.0%	0.0%	0.0%	0.0%	0.0%	0.0%	0.0%	0.0%	0.0%	0.0%	0.0%	0.0%	0.0%
DAVIS-PENN MTGE	0.0%	0.0%	0.0%	0.0%	0.0%	0.0%	0.0%	0.0%	0.0%	0.0%	0.0%	0.0%	0.0%	0.0%
DOUGHERTY MORTGAGE LLC	0.0%	0.0%	0.0%	0.0%	0.0%	0.0%	0.0%	0.0%	0.0%	0.0%	0.0%	0.0%	0.0%	0.0%
DRAPER & KRAMER COMCL MTGE	0.0%	0.0%	0.0%	0.0%	0.0%	0.0%	0.0%	0.0%	0.0%	0.0%	0.0%	0.0%	0.0%	0.0%
DWIGHT CAPITAL LLC	3.2%	0.0%	0.0%	0.0%	0.0%	0.0%	0.0%	0.0%	0.0%	0.0%	0.0%	0.0%	1.6%	0.0%
EASTERN MORTGAGE CAPITAL LLC	0.0%	0.0%	0.0%	0.0%	0.0%	14.3%	7.1%	0.0%	0.0%	0.0%	0.0%	0.0%	0.0%	0.0%
FIRST AMERICAN CAPITAL GRP	0.0%	0.0%	0.0%	0.0%	0.0%	0.0%	0.0%	0.0%	0.0%	0.0%	0.0%	0.0%	0.0%	0.0%
FIRST HSG DEVMT CORP OF FL	0.0%	0.0%	0.0%	0.0%	0.0%	0.0%	0.0%	0.0%	0.0%	0.0%	0.0%	0.0%	0.0%	0.0%
FOREST CITY CAPITAL CORP	0.0%	0.0%	0.0%	0.0%	0.0%	0.0%	0.0%	0.0%	0.0%	0.0%	0.0%	0.0%	0.0%	0.0%
GERSHMAN INVESTMENT	0.0%	0.0%	0.0%	0.0%	0.0%	6.3%	0.0%	0.0%	0.0%	0.0%	0.0%	0.0%	0.0%	0.0%
GRANDBRIDGE REAL ESTATE CAP	0.0%	0.0%	0.0%	0.0%	0.0%	0.0%	0.0%	0.0%	0.0%	0.0%	0.0%	0.0%	0.0%	0.0%
GREAT LAKES FINANCIAL GRP	0.0%	0.0%	0.0%	0.0%	0.0%	0.0%	0.0%	0.0%	0.0%	0.0%	0.0%	0.0%	0.0%	0.0%
GREYSTONE FUNDING CORP (GREYSTONE SERVICING)	0.0%	0.0%	0.8%	0.0%	2.4%	0.0%	0.0%	0.0%	1.6%	0.8%	0.0%	0.0%	2.4%	0.0%
HAMPDEN PARK CAPITAL, LLC	0.0%	0.0%	0.0%	0.0%	0.0%	16.7%	0.0%	0.0%	0.0%	0.0%	0.0%	0.0%	0.0%	0.0%
HFC FUNDING CORP	0.0%	0.0%	0.0%	0.0%	0.0%	0.0%	0.0%	0.0%	0.0%	0.0%	0.0%	0.0%	0.0%	0.0%
HIGHLAND COMMERCIAL MTGE	0.0%	0.0%	0.0%	0.0%	0.0%	0.0%	0.0%	0.0%	0.0%	0.0%	0.0%	0.0%	0.0%	0.0%
HOUSING & HEALTHCARE FINC	0.0%	0.0%	0.0%	0.0%	0.0%	0.0%	0.0%	0.0%	50.0%	0.0%	0.0%	0.0%	0.0%	0.0%
JS MULTICAPITAL CORP	0.0%	0.0%	0.0%	0.0%	0.0%	0.0%	0.0%	0.0%	0.0%	0.0%	0.0%	0.0%	0.0%	0.0%
KEYBANK NA (KEYCORP REAL ESTATE CAP MKT)	0.0%	0.0%	0.0%	0.0%	0.0%	0.0%	0.0%	0.0%	8.3%	0.0%	0.0%	0.0%	0.0%	0.0%
LANCASTER POLLARD MTGE CO	0.0%	0.0%	0.0%	0.0%	2.4%	0.0%	0.0%	0.0%	4.9%	7.3%	0.0%	0.0%	0.0%	4.9%
LINKS MORTGAGE CORP	0.0%	0.0%	0.0%	0.0%	0.0%	0.0%	0.0%	0.0%	0.0%	0.0%	0.0%	0.0%	0.0%	0.0%
LOVE FUNDING CORP	0.0%	0.0%	0.0%	0.0%	5.1%	0.0%	0.0%	0.0%	3.8%	0.0%	0.0%	0.0%	0.0%	0.0%
M & T REALTY CORP	0.0%	0.0%	0.0%	0.0%	50.0%	0.0%	0.0%	0.0%	0.0%	0.0%	0.0%	0.0%	0.0%	0.0%
MASON JOSEPH COMPANY INC	0.0%	0.0%	0.0%	0.0%	0.0%	0.0%	0.0%	0.0%	0.0%	0.0%	0.0%	0.0%	0.0%	0.0%
MASSACHUSETTS HOUSING PARTNERSHIP	0.0%	0.0%	0.0%	0.0%	0.0%	50.0%	0.0%	0.0%	0.0%	0.0%	0.0%	0.0%	0.0%	0.0%
METROPOLITAN FUNDING CORP	0.0%	0.0%	0.0%	0.0%	0.0%	0.0%	0.0%	0.0%	12.5%	0.0%	0.0%	0.0%	0.0%	25.0%
MINNESOTA HFA	0.0%	0.0%	0.0%	0.0%	0.0%	0.0%	0.0%	0.0%	0.0%	0.0%	0.0%	0.0%	0.0%	0.0%
MUSA FINANCIAL LLC	0.0%	0.0%	0.0%	0.0%	0.0%	0.0%	0.0%	0.0%	0.0%	0.0%	0.0%	0.0%	0.0%	0.0%
NORTHMARQ FINANCE LLC	0.0%	0.0%	4.5%	0.0%	0.0%	4.5%	0.0%	0.0%	0.0%	0.0%	0.0%	0.0%	0.0%	4.5%
NORTHPOINT CAPITAL LLC	0.0%	0.0%	0.0%	0.0%	0.0%	0.0%	0.0%	0.0%	0.0%	0.0%	0.0%	0.0%	0.0%	0.0%
OAK GROVE COMMERCIAL MTG	0.0%	0.0%	0.0%	0.0%	0.0%	0.0%	0.0%	0.0%	0.0%	0.0%	0.0%	0.0%	0.0%	6.5%
OPPENHEIMER MF HSG & HCARE	4.7%	0.0%	0.0%	0.0%	0.0%	2.3%	0.0%	0.0%	2.3%	2.3%	0.0%	0.0%	2.3%	0.0%
P/R MTGE & INVEST CORP	0.0%	0.0%	0.0%	0.0%	0.0%	0.0%	0.0%	0.0%	1.9%	0.0%	0.0%	0.0%	0.0%	0.0%
PARAGON MORTGAGE	0.0%	0.0%	0.0%	0.0%	0.0%	0.0%	0.0%	0.0%	0.0%	0.0%	0.0%	0.0%	0.0%	0.0%
PENNSYLVANIA HFA	0.0%	0.0%	0.0%	0.0%	0.0%	0.0%	0.0%	0.0%	0.0%	50.0%	0.0%	0.0%	0.0%	0.0%
PILLAR CAPITAL FINANCE LLC	0.0%	0.0%	0.0%	0.0%	0.0%	0.0%	0.0%	0.0%	0.0%	0.0%	0.0%	0.0%	5.9%	0.0%
PINEVIEW CAPITAL GROUP, INC.	0.0%	0.0%	0.0%	0.0%	0.0%	0.0%	0.0%	0.0%	0.0%	0.0%	0.0%	0.0%	0.0%	0.0%
PNC BANK NA	0.0%	0.0%	0.0%	0.0%	0.0%	0.0%	0.0%	8.0%	0.0%	0.0%	0.0%	0.0%	0.0%	0.0%
PRUDENTIAL HUNTOON PAIGE	0.0%	0.0%	0.0%	0.0%	3.9%	2.0%	0.0%	2.0%	0.0%	5.9%	0.0%	0.0%	5.9%	0.0%
RED STONE AGENCY LENDING	0.0%	0.0%	0.0%	0.0%	0.0%	0.0%	0.0%	0.0%	0.0%	0.0%	0.0%	0.0%	0.0%	0.0%
REGIONS BANK	0.0%	0.0%	0.0%	0.0%	0.0%	0.0%	0.0%	0.0%	0.0%	0.0%	0.0%	0.0%	0.0%	0.0%
RICHMAC FUNDING LLC	0.0%	0.0%	0.0%	0.0%	30.0%	0.0%	0.0%	0.0%	0.0%	10.0%	0.0%	0.0%	0.0%	0.0%
ROCKHALL FUNDING CORP	0.0%	0.0%	0.0%	0.0%	0.0%	0.0%	0.0%	0.0%	0.0%	0.0%	0.0%	0.0%	0.0%	0.0%
ROCKPORT MORTGAGE	1.4%	0.0%	0.0%	1.4%	0.0%	33.3%	2.8%	0.0%	6.9%	0.0%	1.4%	0.0%	0.0%	0.0%
SIMS MORTGAGE FUNDING	0.0%	0.0%	0.0%	0.0%	0.0%	0.0%	0.0%	16.7%	0.0%	16.7%	0.0%	0.0%	0.0%	0.0%
WALKER AND DUNLOP LLC (CW CAPITAL)	0.0%	0.0%	0.0%	0.0%	1.1%	3.4%	0.0%	0.0%	0.0%	0.0%	0.0%	0.0%	0.0%	0.0%
WELLS FARGO BANK NA	0.0%	0.0%	3.2%	0.0%	6.5%	0.0%	0.0%	0.0%	3.2%	0.0%	0.0%	0.0%	6.5%	0.0%
WYATT FUNDING CORP	0.0%	0.0%	0.0%	0.0%	0.0%	0.0%	0.0%	0.0%	50.0%	0.0%	0.0%	0.0%	0.0%	0.0%
ZIEGLER FINANCING CORP	0.0%	0.0%	0.0%	0.0%	0.0%	0.0%	0.0%	0.0%	0.0%	0.0%	0.0%	0.0%	0.0%	0.0%

SHARE OF MAP LENDER BUSINESS BY STATE

REGION: ATLANTA										
LENDER	Alabama	Florida	Georgia	Kentucky	Mississippi	North Carolina	Puerto Rico	South Carolina	Tennessee	Virgin Islands
RED MORTGAGE CAPITAL	1.1%	0.0%	2.2%	2.2%	0.0%	2.2%	0.0%	0.0%	0.0%	0.0%
ACRE CAPITAL LLC	0.0%	0.0%	0.0%	0.0%	0.0%	0.0%	0.0%	0.0%	0.0%	0.0%
AGM FINANCIAL SERVICES	0.0%	0.0%	4.3%	0.0%	0.0%	0.0%	0.0%	2.2%	0.0%	0.0%
ARBOR COMMERCIAL MTGE	11.1%	0.0%	0.0%	0.0%	0.0%	0.0%	11.1%	0.0%	0.0%	0.0%
ARMSTRONG MORTGAGE	0.0%	16.7%	0.0%	0.0%	0.0%	0.0%	0.0%	0.0%	0.0%	0.0%
BANK OF AMERICA NA	0.0%	0.0%	0.0%	0.0%	0.0%	0.0%	0.0%	0.0%	0.0%	0.0%
BANKERS GUARANTEE TITLE TR	0.0%	0.0%	0.0%	0.0%	0.0%	0.0%	0.0%	0.0%	0.0%	0.0%
BEDFORD LENDING CORP	0.0%	0.0%	0.0%	0.0%	0.0%	0.0%	0.0%	0.0%	0.0%	0.0%
BELLWETHER REAL EST CAPITAL	2.9%	0.0%	2.9%	0.0%	0.0%	0.0%	0.0%	0.0%	0.0%	0.0%
BERKADIA COMMERCIAL MTG	0.5%	3.2%	4.8%	0.0%	1.1%	6.4%	0.0%	3.2%	1.6%	0.0%
BERKELEY POINT CAPITAL LLC	0.0%	0.0%	0.0%	0.0%	0.0%	0.0%	0.0%	0.0%	0.0%	0.0%
BONNEVILLE MORTGAGE CO	0.0%	0.0%	0.0%	0.0%	0.0%	0.0%	0.0%	0.0%	0.0%	0.0%
CALIFORNIA COMMTY REINVTM CORP	0.0%	0.0%	0.0%	0.0%	0.0%	0.0%	0.0%	0.0%	0.0%	0.0%
CAPITAL FUNDING LLC	0.0%	0.0%	0.0%	0.0%	0.0%	0.0%	0.0%	0.0%	0.0%	0.0%
CAPITAL ONE MF FINANCE LLC	0.0%	16.7%	0.0%	0.0%	0.0%	0.0%	0.0%	0.0%	0.0%	0.0%
CBRE HMF INC	0.0%	0.0%	0.0%	0.0%	0.0%	5.9%	0.0%	0.0%	2.9%	0.0%
CENTENNIAL MORTGAGE	2.7%	0.0%	0.0%	0.0%	0.0%	0.0%	0.0%	2.7%	0.0%	0.0%
CENTERLINE MTGE CAPITAL	3.8%	3.8%	0.0%	0.0%	0.0%	3.8%	0.0%	0.0%	3.8%	0.0%
CENTRAL NATIONAL BANK&TRUST	0.0%	0.0%	50.0%	0.0%	0.0%	0.0%	0.0%	0.0%	0.0%	0.0%
CENTURY HEALTH CAPITAL	0.0%	0.0%	0.0%	0.0%	0.0%	0.0%	0.0%	0.0%	0.0%	0.0%
CHAMBERS BANK	0.0%	0.0%	0.0%	0.0%	0.0%	0.0%	0.0%	0.0%	0.0%	0.0%
CHURCHILL MORTGAGE INVTM LLC	0.0%	0.0%	0.0%	0.0%	0.0%	0.0%	0.0%	0.0%	16.7%	0.0%
COLUMBIA NATL REAL ESTATE	0.0%	0.0%	0.0%	0.0%	0.0%	0.0%	0.0%	0.0%	0.0%	0.0%
COSMOPOLITAN CAPITAL FUNDING, LLC	0.0%	0.0%	0.0%	0.0%	0.0%	0.0%	0.0%	0.0%	0.0%	0.0%
CRAIN MORTGAGE GROUP, LLC	0.0%	0.0%	0.0%	0.0%	0.0%	0.0%	0.0%	0.0%	0.0%	0.0%
DAVIS-PENN MTGE	0.0%	0.0%	3.0%	0.0%	0.0%	0.0%	0.0%	0.0%	0.0%	0.0%
DOUGHERTY MORTGAGE LLC	0.0%	1.6%	0.0%	0.0%	0.0%	0.0%	0.0%	0.0%	0.0%	0.0%
DRAPER & KRÄMER COMCL MTGE	0.0%	0.0%	0.0%	0.0%	0.0%	0.0%	0.0%	0.0%	0.0%	0.0%
DWIGHT CAPITAL LLC	0.0%	1.6%	0.0%	0.0%	0.0%	3.2%	0.0%	0.0%	6.5%	0.0%
EASTERN MORTGAGE CAPITAL LLC	0.0%	0.0%	7.1%	0.0%	0.0%	0.0%	0.0%	0.0%	7.1%	0.0%
FIRST AMERICAN CAPITAL GRP	0.0%	0.0%	0.0%	0.0%	0.0%	0.0%	0.0%	0.0%	0.0%	0.0%
FIRST HSG DEVMT CORP OF FL	0.0%	50.0%	0.0%	0.0%	0.0%	0.0%	0.0%	0.0%	0.0%	0.0%
FOREST CITY CAPITAL CORP	0.0%	0.0%	0.0%	0.0%	0.0%	0.0%	0.0%	0.0%	0.0%	0.0%
GERSHMAN INVESTMENT	0.0%	0.0%	0.0%	0.0%	0.0%	0.0%	0.0%	0.0%	0.0%	0.0%
GRANDBRIDGE REAL ESTATE CAP	0.0%	0.0%	0.0%	0.0%	0.0%	16.7%	0.0%	0.0%	0.0%	0.0%
GREAT LAKES FINANCIAL GRP	0.0%	0.0%	0.0%	0.0%	0.0%	0.0%	0.0%	0.0%	0.0%	0.0%
GREYSTONE FUNDING CORP (GREYSTONE SERVICING)	0.0%	4.0%	0.0%	0.0%	0.0%	0.0%	0.0%	0.0%	4.8%	0.0%
HAMPDEN PARK CAPITAL, LLC	0.0%	0.0%	0.0%	0.0%	0.0%	0.0%	0.0%	0.0%	0.0%	0.0%
HFC FUNDING CORP	25.0%	12.5%	0.0%	0.0%	12.5%	0.0%	0.0%	0.0%	0.0%	0.0%
HIGHLAND COMMERCIAL MTGE	12.5%	4.2%	8.3%	0.0%	8.3%	0.0%	0.0%	0.0%	4.2%	0.0%
HOUSING & HEALTHCARE FINC	0.0%	0.0%	0.0%	0.0%	0.0%	0.0%	0.0%	0.0%	0.0%	0.0%
JS MULTICAPITAL CORP	0.0%	0.0%	0.0%	0.0%	0.0%	25.0%	0.0%	0.0%	0.0%	0.0%
KEYBANK NA (KEYCORP REAL ESTATE CAP MKT)	0.0%	0.0%	0.0%	0.0%	0.0%	0.0%	0.0%	0.0%	0.0%	0.0%
LANCASTER POLLARD MTGE CO	0.0%	2.4%	0.0%	0.0%	2.4%	0.0%	0.0%	0.0%	0.0%	0.0%
LINKS MORTGAGE CORP	0.0%	0.0%	0.0%	0.0%	0.0%	0.0%	0.0%	0.0%	0.0%	0.0%
LOVE FUNDING CORP	0.0%	1.3%	1.3%	5.1%	0.0%	3.8%	2.5%	0.0%	3.8%	0.0%
M & T REALTY CORP	0.0%	0.0%	0.0%	0.0%	0.0%	0.0%	0.0%	0.0%	0.0%	0.0%
MASON JOSEPH COMPANY INC	0.0%	0.0%	0.0%	0.0%	0.0%	0.0%	0.0%	0.0%	0.0%	0.0%
MASSACHUSETTS HOUSING PARTNERSHIP	0.0%	0.0%	0.0%	0.0%	0.0%	0.0%	0.0%	0.0%	0.0%	0.0%
METROPOLITAN FUNDING CORP	0.0%	0.0%	0.0%	0.0%	0.0%	0.0%	0.0%	0.0%	0.0%	0.0%
MINNESOTA HFA	0.0%	0.0%	0.0%	0.0%	0.0%	0.0%	0.0%	0.0%	0.0%	0.0%
MUSA FINANCIAL LLC	0.0%	0.0%	0.0%	0.0%	0.0%	0.0%	0.0%	0.0%	0.0%	0.0%
NORTHMARG FINANCE LLC	0.0%	0.0%	9.1%	0.0%	0.0%	0.0%	0.0%	0.0%	0.0%	0.0%
NORTHPOINT CAPITAL LLC	0.0%	0.0%	0.0%	0.0%	0.0%	0.0%	0.0%	0.0%	0.0%	0.0%
OAK GROVE COMMERCIAL MTG	0.0%	0.0%	3.2%	0.0%	0.0%	0.0%	0.0%	0.0%	3.2%	0.0%
OPPENHEIMER MF HSG & HCARE	2.3%	0.0%	0.0%	0.0%	0.0%	11.6%	0.0%	0.0%	2.3%	0.0%
P/R MTGE & INVEST CORP	0.0%	0.0%	0.0%	0.0%	0.0%	2.8%	0.0%	0.0%	0.0%	0.0%
PARAGON MORTGAGE	0.0%	0.0%	0.0%	0.0%	0.0%	0.0%	0.0%	0.0%	0.0%	0.0%
PENNSYLVANIA HFA	0.0%	0.0%	0.0%	0.0%	0.0%	0.0%	0.0%	0.0%	0.0%	0.0%
PILLAR CAPITAL FINANCE LLC	0.0%	0.0%	2.9%	0.0%	0.0%	0.0%	0.0%	0.0%	0.0%	0.0%
PINEVIEW CAPITAL GROUP, INC.	0.0%	0.0%	0.0%	0.0%	0.0%	0.0%	0.0%	0.0%	0.0%	0.0%
PNC BANK NA	0.0%	4.0%	0.0%	0.0%	0.0%	0.0%	0.0%	0.0%	0.0%	0.0%
PRUDENTIAL HUNTOON PAIGE	0.0%	2.0%	5.9%	0.0%	0.0%	3.9%	0.0%	0.0%	2.0%	0.0%
RED STONE AGENCY LENDING	0.0%	0.0%	0.0%	0.0%	0.0%	0.0%	0.0%	0.0%	0.0%	0.0%
REGIONS BANK	0.0%	50.0%	0.0%	0.0%	0.0%	0.0%	0.0%	0.0%	0.0%	0.0%
RICHMAC FUNDING LLC	0.0%	0.0%	0.0%	0.0%	0.0%	0.0%	10.0%	0.0%	0.0%	0.0%
ROCKHALL FUNDING CORP	0.0%	0.0%	0.0%	0.0%	0.0%	0.0%	11.1%	0.0%	0.0%	11.1%
ROCKPORT MORTGAGE	0.0%	0.0%	0.0%	0.0%	0.0%	0.0%	0.0%	0.0%	1.4%	0.0%
SIMS MORTGAGE FUNDING	0.0%	0.0%	0.0%	0.0%	0.0%	0.0%	0.0%	0.0%	0.0%	0.0%
WALKER AND DUNLOP LLC (CW CAPITAL)	0.0%	2.3%	2.3%	1.1%	0.0%	0.0%	0.0%	1.1%	12.6%	0.0%
WELLS FARGO BANK NA	6.5%	3.2%	0.0%	0.0%	0.0%	0.0%	0.0%	0.0%	0.0%	0.0%
WYATT FUNDING CORP	0.0%	0.0%	0.0%	0.0%	0.0%	0.0%	0.0%	0.0%	0.0%	0.0%
ZIEGLER FINANCING CORP	0.0%	0.0%	0.0%	0.0%	0.0%	0.0%	0.0%	0.0%	0.0%	0.0%

SHARE OF MAP LENDER BUSINESS BY STATE

REGION: CHICAGO							
LENDER	Illinois	Indiana	Michigan	Minnesota	Ohio	Wisconsin	
RED MORTGAGE CAPITAL	2.2%	3.4%	2.2%	0.0%	12.4%	1.1%	
ACRE CAPITAL LLC	0.0%	0.0%	0.0%	0.0%	0.0%	0.0%	
AGM FINANCIAL SERVICES	0.0%	0.0%	2.2%	0.0%	0.0%	0.0%	
ARBOR COMMERCIAL MTGE	0.0%	0.0%	11.1%	0.0%	0.0%	0.0%	
ARMSTRONG MORTGAGE	0.0%	0.0%	0.0%	0.0%	33.3%	0.0%	
BANK OF AMERICA NA	0.0%	0.0%	0.0%	0.0%	0.0%	0.0%	
BANKERS GUARANTEE TITLE TR	0.0%	0.0%	0.0%	0.0%	0.0%	0.0%	
BEDFORD LENDING CORP	0.0%	0.0%	0.0%	0.0%	0.0%	0.0%	
BELLWETHER REAL EST CAPITAL	11.8%	5.9%	0.0%	0.0%	11.8%	2.9%	
BERKADIA COMMERCIAL MTG	3.2%	0.0%	2.7%	0.0%	0.0%	1.6%	
BERKELEY POINT CAPITAL LLC	0.0%	0.0%	14.3%	0.0%	0.0%	0.0%	
BONNEVILLE MORTGAGE CO	0.0%	0.0%	0.0%	0.0%	0.0%	0.0%	
CALIFORNIA COMMTY REINVTM CORP	0.0%	0.0%	0.0%	0.0%	0.0%	0.0%	
CAPITAL FUNDING LLC	0.0%	0.0%	0.0%	0.0%	0.0%	0.0%	
CAPITAL ONE MF FINANCE LLC	0.0%	0.0%	0.0%	0.0%	0.0%	0.0%	
CBRE HMF INC	0.0%	0.0%	11.8%	5.9%	0.0%	0.0%	
CENTENNIAL MORTGAGE	0.0%	0.0%	0.0%	2.7%	0.0%	0.0%	
CENTERLINE MTGE CAPITAL	0.0%	0.0%	0.0%	0.0%	0.0%	0.0%	
CENTRAL NATIONAL BANK&TRUST	0.0%	0.0%	0.0%	0.0%	0.0%	0.0%	
CENTURY HEALTH CAPITAL	0.0%	0.0%	0.0%	0.0%	0.0%	0.0%	
CHAMBERS BANK	0.0%	0.0%	0.0%	0.0%	0.0%	0.0%	
CHURCHILL MORTGAGE INVTM LLC	0.0%	0.0%	33.3%	0.0%	0.0%	0.0%	
COLUMBIA NATL REAL ESTATE	0.0%	0.0%	0.0%	0.0%	0.0%	0.0%	
COSMOPOLITAN CAPITAL FUNDING, LLC	0.0%	0.0%	0.0%	0.0%	0.0%	0.0%	
CRAIN MORTGAGE GROUP, LLC	0.0%	0.0%	0.0%	0.0%	0.0%	0.0%	
DAVIS-PENN MTGE	0.0%	0.0%	0.0%	0.0%	0.0%	0.0%	
DOUGHERTY MORTGAGE LLC	0.0%	1.6%	0.0%	24.2%	0.0%	0.0%	
DRAPER & KRÄMER COMCL MTGE	22.2%	16.7%	0.0%	0.0%	0.0%	11.1%	
DWIGHT CAPITAL LLC	0.0%	1.6%	1.6%	1.6%	1.6%	0.0%	
EASTERN MORTGAGE CAPITAL LLC	7.1%	0.0%	7.1%	0.0%	0.0%	0.0%	
FIRST AMERICAN CAPITAL GRP	0.0%	0.0%	0.0%	0.0%	0.0%	0.0%	
FIRST HSG DEVMT CORP OF FL	0.0%	0.0%	0.0%	0.0%	0.0%	0.0%	
FOREST CITY CAPITAL CORP	0.0%	0.0%	0.0%	0.0%	50.0%	0.0%	
GERSHMAN INVESTMENT	6.3%	0.0%	6.3%	0.0%	0.0%	0.0%	
GRANDBRIDGE REAL ESTATE CAP	0.0%	0.0%	0.0%	0.0%	0.0%	0.0%	
GREAT LAKES FINANCIAL GRP	0.0%	0.0%	12.5%	0.0%	37.5%	0.0%	
GREYSTONE FUNDING CORP (GREYSTONE SERVICING)	4.0%	0.8%	5.6%	0.0%	0.0%	0.8%	
HAMPDEN PARK CAPITAL, LLC	0.0%	33.3%	0.0%	0.0%	0.0%	0.0%	
HFC FUNDING CORP	0.0%	0.0%	0.0%	0.0%	0.0%	0.0%	
HIGHLAND COMMERCIAL MTGE	0.0%	0.0%	0.0%	0.0%	0.0%	0.0%	
HOUSING & HEALTHCARE FINC	0.0%	0.0%	0.0%	0.0%	0.0%	0.0%	
JS MULTICAPITAL CORP	0.0%	0.0%	0.0%	0.0%	25.0%	0.0%	
KEYBANK NA (KEYCORP REAL ESTATE CAP MKT)	0.0%	0.0%	25.0%	0.0%	0.0%	0.0%	
LANCASTER POLLARD MTGE CO	0.0%	0.0%	0.0%	0.0%	2.4%	0.0%	
LINKS MORTGAGE CORP	50.0%	0.0%	0.0%	0.0%	0.0%	0.0%	
LOVE FUNDING CORP	2.5%	1.3%	3.8%	0.0%	2.5%	2.5%	
M & T REALTY CORP	0.0%	0.0%	0.0%	0.0%	0.0%	0.0%	
MASON JOSEPH COMPANY INC	0.0%	0.0%	0.0%	0.0%	0.0%	0.0%	
MASSACHUSETTS HOUSING PARTNERSHIP	0.0%	0.0%	0.0%	0.0%	0.0%	0.0%	
METROPOLITAN FUNDING CORP	0.0%	0.0%	0.0%	0.0%	0.0%	0.0%	
MINNESOTA HFA	0.0%	0.0%	0.0%	50.0%	0.0%	0.0%	
MUSA FINANCIAL LLC	0.0%	0.0%	0.0%	0.0%	0.0%	0.0%	
NORTHMARG FINANCE LLC	0.0%	0.0%	0.0%	0.0%	0.0%	0.0%	
NORTHPOINT CAPITAL LLC	0.0%	0.0%	50.0%	0.0%	0.0%	0.0%	
OAK GROVE COMMERCIAL MTG	0.0%	0.0%	0.0%	29.0%	3.2%	0.0%	
OPPENHEIMER MF HSG & HCARE	0.0%	0.0%	0.0%	0.0%	0.0%	7.0%	
P/R MTGE & INVEST CORP	4.6%	27.8%	1.9%	0.0%	5.6%	2.8%	
PARAGON MORTGAGE	0.0%	0.0%	0.0%	0.0%	0.0%	0.0%	
PENNSYLVANIA HFA	0.0%	0.0%	0.0%	0.0%	0.0%	0.0%	
PILLAR CAPITAL FINANCE LLC	5.9%	2.9%	20.6%	0.0%	2.9%	0.0%	
PINEVIEW CAPITAL GROUP, INC.	0.0%	0.0%	0.0%	0.0%	0.0%	0.0%	
PNC BANK NA	0.0%	0.0%	0.0%	0.0%	0.0%	0.0%	
PRUDENTIAL HUNTOON PAIGE	3.9%	0.0%	3.9%	0.0%	2.0%	0.0%	
RED STONE AGENCY LENDING	0.0%	0.0%	0.0%	0.0%	0.0%	0.0%	
REGIONS BANK	0.0%	0.0%	0.0%	0.0%	0.0%	0.0%	
RICHMAC FUNDING LLC	0.0%	0.0%	0.0%	0.0%	0.0%	0.0%	
ROCKHALL FUNDING CORP	0.0%	0.0%	0.0%	0.0%	0.0%	0.0%	
ROCKPORT MORTGAGE	0.0%	0.0%	0.0%	0.0%	0.0%	0.0%	
SIMS MORTGAGE FUNDING	0.0%	0.0%	0.0%	0.0%	0.0%	0.0%	
WALKER AND DUNLOP LLC (CW CAPITAL)	2.3%	2.3%	5.7%	0.0%	0.0%	0.0%	
WELLS FARGO BANK NA	0.0%	0.0%	0.0%	0.0%	0.0%	0.0%	
WYATT FUNDING CORP	0.0%	0.0%	0.0%	0.0%	0.0%	0.0%	
ZIEGLER FINANCING CORP	0.0%	0.0%	0.0%	0.0%	0.0%	0.0%	

SHARE OF MAP LENDER BUSINESS BY STATE

LENDER	REGION: FORT WORTH									
	Arkansas	Iowa	Kansas	Louisiana	Missouri	Nebraska	New Mexico	Oklahoma	Texas	
RED MORTGAGE CAPITAL	0.0%	0.0%	0.0%	0.0%	0.0%	0.0%	0.0%	0.0%	0.0%	3.4%
ACRE CAPITAL LLC	0.0%	0.0%	0.0%	0.0%	0.0%	0.0%	0.0%	0.0%	0.0%	0.0%
AGM FINANCIAL SERVICES	0.0%	0.0%	0.0%	0.0%	0.0%	0.0%	0.0%	0.0%	0.0%	0.0%
ARBOR COMMERCIAL MTGE	0.0%	0.0%	0.0%	11.1%	0.0%	0.0%	0.0%	0.0%	0.0%	0.0%
ARMSTRONG MORTGAGE	0.0%	0.0%	0.0%	0.0%	0.0%	0.0%	0.0%	0.0%	0.0%	0.0%
BANK OF AMERICA NA	0.0%	0.0%	0.0%	0.0%	0.0%	0.0%	0.0%	0.0%	0.0%	0.0%
BANKERS GUARANTEE TITLE TR	0.0%	0.0%	0.0%	0.0%	0.0%	0.0%	0.0%	0.0%	0.0%	0.0%
BEDFORD LENDING CORP	0.0%	0.0%	0.0%	0.0%	0.0%	0.0%	0.0%	0.0%	0.0%	0.0%
BELLWETHER REAL EST CAPITAL	0.0%	0.0%	0.0%	2.9%	0.0%	0.0%	0.0%	0.0%	0.0%	0.0%
BERKADIA COMMERCIAL MTG	2.7%	0.0%	0.0%	0.5%	0.0%	0.0%	0.0%	1.1%	4.3%	0.0%
BERKELEY POINT CAPITAL LLC	0.0%	0.0%	0.0%	0.0%	0.0%	0.0%	0.0%	0.0%	0.0%	0.0%
BONNEVILLE MORTGAGE CO	0.0%	0.0%	0.0%	0.0%	0.0%	0.0%	0.0%	0.0%	0.0%	0.0%
CALIFORNIA COMMTY REINVTM CORP	0.0%	0.0%	0.0%	0.0%	0.0%	0.0%	0.0%	0.0%	0.0%	0.0%
CAPITAL FUNDING LLC	0.0%	7.7%	0.0%	0.0%	0.0%	0.0%	0.0%	0.0%	0.0%	0.0%
CAPITAL ONE MF FINANCE LLC	0.0%	0.0%	0.0%	0.0%	0.0%	0.0%	0.0%	0.0%	0.0%	0.0%
CBRE HMF INC	0.0%	0.0%	0.0%	0.0%	0.0%	0.0%	0.0%	2.9%	2.9%	0.0%
CENTENNIAL MORTGAGE	2.7%	0.0%	0.0%	2.7%	0.0%	0.0%	0.0%	0.0%	0.0%	18.9%
CENTERLINE MTGE CAPITAL	0.0%	0.0%	0.0%	3.8%	0.0%	0.0%	0.0%	0.0%	0.0%	19.2%
CENTRAL NATIONAL BANK&TRUST	0.0%	0.0%	0.0%	0.0%	0.0%	0.0%	0.0%	0.0%	0.0%	0.0%
CENTURY HEALTH CAPITAL	0.0%	0.0%	0.0%	0.0%	0.0%	0.0%	0.0%	0.0%	0.0%	0.0%
CHAMBERS BANK	33.3%	0.0%	0.0%	0.0%	0.0%	0.0%	0.0%	0.0%	0.0%	16.7%
CHURCHILL MORTGAGE INVTM LLC	0.0%	0.0%	0.0%	0.0%	0.0%	0.0%	0.0%	0.0%	0.0%	0.0%
COLUMBIA NATL REAL ESTATE	0.0%	0.0%	0.0%	0.0%	0.0%	0.0%	0.0%	0.0%	0.0%	0.0%
COSMOPOLITAN CAPITAL FUNDING, LLC	0.0%	25.0%	0.0%	0.0%	0.0%	0.0%	0.0%	0.0%	0.0%	0.0%
CRAIN MORTGAGE GROUP, LLC	0.0%	0.0%	0.0%	0.0%	0.0%	0.0%	0.0%	37.5%	12.5%	0.0%
DAVIS-PENN MTGE	0.0%	9.1%	0.0%	0.0%	0.0%	0.0%	6.1%	0.0%	30.3%	0.0%
DOUGHERTY MORTGAGE LLC	0.0%	4.8%	0.0%	3.2%	0.0%	0.0%	0.0%	0.0%	12.9%	0.0%
DRAPER & KRAMER COMCL MTGE	0.0%	0.0%	0.0%	0.0%	0.0%	0.0%	0.0%	0.0%	0.0%	0.0%
DWIGHT CAPITAL LLC	0.0%	1.6%	0.0%	1.6%	0.0%	0.0%	0.0%	1.6%	12.9%	0.0%
EASTERN MORTGAGE CAPITAL LLC	0.0%	0.0%	0.0%	0.0%	0.0%	0.0%	0.0%	0.0%	0.0%	0.0%
FIRST AMERICAN CAPITAL GRP	50.0%	0.0%	0.0%	0.0%	0.0%	0.0%	0.0%	0.0%	0.0%	0.0%
FIRST HSG DEVMT CORP OF FL	0.0%	0.0%	0.0%	0.0%	0.0%	0.0%	0.0%	0.0%	0.0%	0.0%
FOREST CITY CAPITAL CORP	0.0%	0.0%	0.0%	0.0%	0.0%	0.0%	0.0%	0.0%	0.0%	0.0%
GERSHMAN INVESTMENT	0.0%	0.0%	12.5%	0.0%	12.5%	0.0%	0.0%	6.3%	0.0%	0.0%
GRANDBRIDGE REAL ESTATE CAP	0.0%	0.0%	16.7%	0.0%	0.0%	16.7%	0.0%	0.0%	0.0%	0.0%
GREAT LAKES FINANCIAL GRP	0.0%	0.0%	0.0%	0.0%	0.0%	0.0%	0.0%	0.0%	0.0%	0.0%
GREYSTONE FUNDING CORP (GREYSTONE SERVICING)	0.8%	0.0%	0.0%	8.7%	0.0%	0.0%	0.0%	0.8%	7.1%	0.0%
HAMPDEN PARK CAPITAL, LLC	0.0%	0.0%	0.0%	0.0%	0.0%	0.0%	0.0%	0.0%	0.0%	0.0%
HFC FUNDING CORP	0.0%	0.0%	0.0%	0.0%	0.0%	0.0%	0.0%	0.0%	0.0%	0.0%
HIGHLAND COMMERCIAL MTGE	0.0%	0.0%	0.0%	8.3%	0.0%	0.0%	0.0%	0.0%	4.2%	0.0%
HOUSING & HEALTHCARE FINC	0.0%	0.0%	0.0%	0.0%	0.0%	0.0%	0.0%	0.0%	0.0%	0.0%
JS MULTICAPITAL CORP	0.0%	0.0%	0.0%	0.0%	0.0%	0.0%	0.0%	0.0%	0.0%	0.0%
KEYBANK NA (KEYCORP REAL ESTATE CAP MKT)	0.0%	0.0%	0.0%	0.0%	0.0%	0.0%	0.0%	0.0%	0.0%	0.0%
LANCASTER POLLARD MTGE CO	0.0%	0.0%	0.0%	0.0%	2.4%	0.0%	0.0%	0.0%	9.8%	0.0%
LINKS MORTGAGE CORP	0.0%	0.0%	0.0%	0.0%	0.0%	0.0%	0.0%	0.0%	0.0%	0.0%
LOVE FUNDING CORP	0.0%	0.0%	0.0%	1.3%	1.3%	0.0%	1.3%	0.0%	2.5%	0.0%
M & T REALTY CORP	0.0%	0.0%	0.0%	0.0%	0.0%	0.0%	0.0%	0.0%	0.0%	0.0%
MASON JOSEPH COMPANY INC	0.0%	0.0%	0.0%	0.0%	0.0%	0.0%	0.0%	0.0%	50.0%	0.0%
MASSACHUSETTS HOUSING PARTNERSHIP	0.0%	0.0%	0.0%	0.0%	0.0%	0.0%	0.0%	0.0%	0.0%	0.0%
METROPOLITAN FUNDING CORP	0.0%	0.0%	0.0%	0.0%	0.0%	0.0%	0.0%	0.0%	12.5%	0.0%
MINNESOTA HFA	0.0%	0.0%	0.0%	0.0%	0.0%	0.0%	0.0%	0.0%	0.0%	0.0%
MUSA FINANCIAL LLC	0.0%	0.0%	0.0%	0.0%	0.0%	0.0%	0.0%	0.0%	50.0%	0.0%
NORTHMARQ FINANCE LLC	0.0%	9.1%	4.5%	0.0%	0.0%	4.5%	0.0%	0.0%	4.5%	0.0%
NORTHPOINT CAPITAL LLC	0.0%	0.0%	0.0%	0.0%	0.0%	0.0%	0.0%	0.0%	0.0%	0.0%
OAK GROVE COMMERCIAL MTG	0.0%	3.2%	0.0%	0.0%	0.0%	0.0%	0.0%	0.0%	0.0%	0.0%
OPPENHEIMER MF HSG & HCARE	0.0%	0.0%	0.0%	0.0%	2.3%	0.0%	0.0%	2.3%	4.7%	0.0%
P/R MTGE & INVEST CORP	0.0%	0.0%	0.0%	0.0%	0.9%	0.0%	0.0%	0.0%	0.9%	0.0%
PARAGON MORTGAGE	0.0%	0.0%	0.0%	0.0%	0.0%	0.0%	0.0%	0.0%	0.0%	0.0%
PENNSYLVANIA HFA	0.0%	0.0%	0.0%	0.0%	0.0%	0.0%	0.0%	0.0%	0.0%	0.0%
PILLAR CAPITAL FINANCE LLC	2.9%	0.0%	2.9%	0.0%	0.0%	0.0%	0.0%	0.0%	0.0%	0.0%
PINEVIEW CAPITAL GROUP, INC.	0.0%	0.0%	0.0%	0.0%	0.0%	0.0%	0.0%	0.0%	0.0%	0.0%
PNC BANK NA	0.0%	0.0%	0.0%	0.0%	0.0%	4.0%	0.0%	0.0%	0.0%	0.0%
PRUDENTIAL HUNTOON PAIGE	0.0%	0.0%	0.0%	2.0%	0.0%	0.0%	0.0%	0.0%	0.0%	0.0%
RED STONE AGENCY LENDING	0.0%	0.0%	0.0%	33.3%	0.0%	0.0%	0.0%	0.0%	0.0%	0.0%
REGIONS BANK	0.0%	0.0%	0.0%	0.0%	0.0%	0.0%	0.0%	0.0%	0.0%	0.0%
RICHMAC FUNDING LLC	0.0%	0.0%	0.0%	0.0%	0.0%	0.0%	0.0%	0.0%	0.0%	0.0%
ROCKHALL FUNDING CORP	0.0%	0.0%	0.0%	0.0%	0.0%	0.0%	0.0%	0.0%	22.2%	0.0%
ROCKPORT MORTGAGE	0.0%	0.0%	0.0%	0.0%	0.0%	0.0%	0.0%	0.0%	0.0%	0.0%
SIMS MORTGAGE FUNDING	0.0%	0.0%	0.0%	16.7%	0.0%	0.0%	0.0%	0.0%	0.0%	0.0%
WALKER AND DUNLOP LLC (CW CAPITAL)	0.0%	0.0%	0.0%	4.6%	0.0%	0.0%	0.0%	0.0%	8.0%	0.0%
WELLS FARGO BANK NA	0.0%	0.0%	0.0%	3.2%	0.0%	0.0%	0.0%	0.0%	9.7%	0.0%
WYATT FUNDING CORP	0.0%	0.0%	0.0%	0.0%	0.0%	0.0%	0.0%	0.0%	0.0%	0.0%
ZIEGLER FINANCING CORP	0.0%	0.0%	0.0%	0.0%	44.4%	0.0%	0.0%	0.0%	0.0%	0.0%

SHARE OF MAP LENDER BUSINESS BY STATE

REGION: SAN FRANCISCO														
LENDER	Alaska	Arizona	California	Colorado	Hawaii	Idaho	Montana	Nevada	North Dakota	Oregon	South Dakota	Utah	Washington	Wyoming
RED MORTGAGE CAPITAL	0.0%	2.2%	10.1%	0.0%	0.0%	1.1%	0.0%	0.0%	0.0%	0.0%	0.0%	0.0%	1.1%	0.0%
ACRE CAPITAL LLC	0.0%	0.0%	30.0%	0.0%	0.0%	0.0%	0.0%	0.0%	0.0%	50.0%	0.0%	0.0%	20.0%	0.0%
AGM FINANCIAL SERVICES	0.0%	0.0%	0.0%	0.0%	0.0%	0.0%	0.0%	0.0%	0.0%	0.0%	0.0%	0.0%	0.0%	0.0%
ARBOR COMMERCIAL MTGE	0.0%	0.0%	11.1%	0.0%	0.0%	0.0%	0.0%	0.0%	0.0%	0.0%	0.0%	0.0%	0.0%	0.0%
ARMSTRONG MORTGAGE	0.0%	0.0%	0.0%	0.0%	0.0%	0.0%	0.0%	0.0%	0.0%	0.0%	0.0%	0.0%	0.0%	0.0%
BANK OF AMERICA NA	0.0%	0.0%	0.0%	0.0%	0.0%	0.0%	0.0%	0.0%	0.0%	0.0%	0.0%	0.0%	100.0%	0.0%
BANKERS GUARANTEE TITLE TR	0.0%	0.0%	0.0%	0.0%	0.0%	0.0%	0.0%	0.0%	0.0%	0.0%	0.0%	0.0%	0.0%	0.0%
BEDFORD LENDING CORP	0.0%	0.0%	0.0%	0.0%	0.0%	100.0%	0.0%	0.0%	0.0%	0.0%	0.0%	0.0%	0.0%	0.0%
BELLWETHER REAL EST CAPITAL	0.0%	0.0%	0.0%	0.0%	0.0%	0.0%	0.0%	0.0%	0.0%	0.0%	0.0%	0.0%	0.0%	0.0%
BERKADIA COMMERCIAL MTG	0.0%	0.5%	5.9%	1.1%	0.0%	0.0%	0.0%	0.5%	0.0%	1.5%	0.0%	0.0%	1.1%	0.0%
BERKELEY POINT CAPITAL LLC	0.0%	0.0%	14.3%	0.0%	0.0%	0.0%	0.0%	0.0%	0.0%	0.0%	0.0%	0.0%	0.0%	0.0%
BONNEVILLE MORTGAGE CO	0.0%	50.0%	0.0%	0.0%	0.0%	0.0%	0.0%	0.0%	0.0%	0.0%	0.0%	50.0%	0.0%	0.0%
CALIFORNIA COMMTY REINVTM CORP	0.0%	0.0%	100.0%	0.0%	0.0%	0.0%	0.0%	0.0%	0.0%	0.0%	0.0%	0.0%	0.0%	0.0%
CAPITAL FUNDING LLC	0.0%	0.0%	0.0%	0.0%	0.0%	0.0%	0.0%	0.0%	0.0%	0.0%	7.7%	0.0%	0.0%	0.0%
CAPITAL ONE MF FINANCE LLC	0.0%	0.0%	0.0%	0.0%	0.0%	0.0%	16.7%	16.7%	0.0%	0.0%	0.0%	0.0%	0.0%	0.0%
CBRE HMF INC	0.0%	0.0%	8.8%	0.0%	0.0%	2.9%	0.0%	0.0%	0.0%	0.0%	0.0%	2.9%	8.8%	0.0%
CENTENNIAL MORTGAGE	0.0%	0.0%	24.3%	0.0%	0.0%	0.0%	2.7%	2.7%	0.0%	2.7%	0.0%	2.7%	0.0%	0.0%
CENTERLINE MTGE CAPITAL	0.0%	0.0%	0.0%	0.0%	0.0%	0.0%	0.0%	0.0%	0.0%	0.0%	0.0%	0.0%	0.0%	0.0%
CENTRAL NATIONAL BANK&TRUST	0.0%	0.0%	0.0%	0.0%	0.0%	0.0%	0.0%	0.0%	0.0%	0.0%	0.0%	0.0%	0.0%	0.0%
CENTURY HEALTH CAPITAL	0.0%	0.0%	0.0%	0.0%	0.0%	0.0%	0.0%	0.0%	0.0%	0.0%	0.0%	0.0%	0.0%	0.0%
CHAMBERS BANK	0.0%	0.0%	0.0%	0.0%	0.0%	0.0%	0.0%	0.0%	0.0%	0.0%	0.0%	0.0%	0.0%	0.0%
CHURCHILL MORTGAGE INVTM LLC	0.0%	0.0%	0.0%	0.0%	0.0%	0.0%	0.0%	0.0%	0.0%	0.0%	0.0%	0.0%	0.0%	0.0%
COLUMBIA NATL REAL ESTATE	0.0%	0.0%	0.0%	0.0%	0.0%	0.0%	0.0%	0.0%	0.0%	0.0%	0.0%	0.0%	0.0%	0.0%
COSMOPOLITAN CAPITAL FUNDING, LLC	0.0%	0.0%	0.0%	0.0%	0.0%	0.0%	0.0%	0.0%	0.0%	0.0%	0.0%	25.0%	0.0%	25.0%
CRAIN MORTGAGE GROUP, LLC	0.0%	0.0%	0.0%	0.0%	0.0%	0.0%	0.0%	0.0%	0.0%	0.0%	0.0%	0.0%	0.0%	0.0%
DAVIS-PENN MTGE	0.0%	0.0%	0.0%	0.0%	3.0%	0.0%	0.0%	0.0%	0.0%	0.0%	0.0%	0.0%	0.0%	0.0%
DOUGHERTY MORTGAGE LLC	0.0%	1.6%	1.6%	0.0%	0.0%	0.0%	0.0%	0.0%	0.0%	0.0%	0.0%	0.0%	0.0%	0.0%
DRAPER & KRAMER COMCL MTGE	0.0%	0.0%	0.0%	0.0%	0.0%	0.0%	0.0%	0.0%	0.0%	0.0%	0.0%	0.0%	0.0%	0.0%
DWIGHT CAPITAL LLC	0.0%	0.0%	8.1%	1.6%	0.0%	0.0%	0.0%	0.0%	0.0%	1.6%	0.0%	1.6%	4.8%	1.6%
EASTERN MORTGAGE CAPITAL LLC	0.0%	0.0%	0.0%	0.0%	0.0%	0.0%	0.0%	0.0%	0.0%	0.0%	0.0%	0.0%	0.0%	0.0%
FIRST AMERICAN CAPITAL GRP	0.0%	0.0%	0.0%	0.0%	0.0%	0.0%	0.0%	0.0%	0.0%	0.0%	0.0%	0.0%	0.0%	0.0%
FIRST HSG DEVMT CORP OF FL	0.0%	0.0%	0.0%	0.0%	0.0%	0.0%	0.0%	0.0%	0.0%	0.0%	0.0%	0.0%	0.0%	0.0%
FOREST CITY CAPITAL CORP	0.0%	0.0%	0.0%	0.0%	0.0%	0.0%	0.0%	0.0%	0.0%	0.0%	0.0%	0.0%	0.0%	0.0%
GERSHMAN INVESTMENT	0.0%	0.0%	0.0%	0.0%	0.0%	0.0%	0.0%	0.0%	0.0%	0.0%	0.0%	0.0%	0.0%	0.0%
GRANDBRIDGE REAL ESTATE CAP	0.0%	0.0%	0.0%	0.0%	0.0%	0.0%	0.0%	0.0%	0.0%	0.0%	0.0%	0.0%	0.0%	0.0%
GREAT LAKES FINANCIAL GRP	0.0%	0.0%	0.0%	0.0%	0.0%	0.0%	0.0%	0.0%	0.0%	0.0%	0.0%	0.0%	0.0%	0.0%
GREYSTONE FUNDING CORP (GREYSTONE SERVICING)	0.0%	2.4%	0.8%	2.4%	0.0%	0.8%	0.0%	1.6%	0.0%	0.0%	0.0%	0.8%	0.8%	0.0%
HAMPDEN PARK CAPITAL, LLC	0.0%	0.0%	0.0%	0.0%	0.0%	0.0%	0.0%	0.0%	0.0%	0.0%	0.0%	0.0%	0.0%	0.0%
HFC FUNDING CORP	0.0%	0.0%	0.0%	0.0%	0.0%	0.0%	0.0%	0.0%	0.0%	0.0%	0.0%	0.0%	0.0%	0.0%
HIGHLAND COMMERCIAL MTGE	0.0%	0.0%	0.0%	0.0%	0.0%	0.0%	0.0%	0.0%	0.0%	0.0%	0.0%	0.0%	0.0%	0.0%
HOUSING & HEALTHCARE FINC	0.0%	0.0%	0.0%	0.0%	0.0%	0.0%	0.0%	0.0%	0.0%	0.0%	0.0%	0.0%	0.0%	0.0%
JS MULTICAPITAL CORP	0.0%	0.0%	0.0%	0.0%	0.0%	0.0%	0.0%	0.0%	0.0%	0.0%	0.0%	0.0%	0.0%	0.0%
KEYBANK NA (KEYCORP REAL ESTATE CAP MKT)	0.0%	0.0%	8.3%	8.3%	0.0%	0.0%	0.0%	0.0%	0.0%	8.3%	0.0%	8.3%	0.0%	0.0%
LANCASTER POLLARD MTGE CO	0.0%	0.0%	19.5%	0.0%	0.0%	0.0%	0.0%	2.4%	0.0%	0.0%	0.0%	0.0%	0.0%	0.0%
LINKS MORTGAGE CORP	0.0%	0.0%	0.0%	0.0%	0.0%	0.0%	0.0%	0.0%	0.0%	0.0%	0.0%	0.0%	0.0%	0.0%
LOVE FUNDING CORP	0.0%	0.0%	2.5%	5.1%	0.0%	0.0%	1.3%	0.0%	0.0%	0.0%	0.0%	0.0%	0.0%	0.0%
M & T REALTY CORP	0.0%	0.0%	0.0%	0.0%	0.0%	0.0%	0.0%	0.0%	0.0%	0.0%	0.0%	0.0%	0.0%	0.0%
MASON JOSEPH COMPANY INC	0.0%	0.0%	0.0%	0.0%	0.0%	0.0%	0.0%	0.0%	0.0%	0.0%	0.0%	0.0%	0.0%	0.0%
MASSACHUSETTS HOUSING PARTNERSHIP	0.0%	0.0%	0.0%	0.0%	0.0%	0.0%	0.0%	0.0%	0.0%	0.0%	0.0%	0.0%	0.0%	0.0%
METROPOLITAN FUNDING CORP	0.0%	0.0%	0.0%	0.0%	0.0%	0.0%	0.0%	0.0%	0.0%	0.0%	0.0%	0.0%	0.0%	0.0%
MINNESOTA HFA	0.0%	0.0%	0.0%	0.0%	0.0%	0.0%	0.0%	0.0%	0.0%	0.0%	0.0%	0.0%	0.0%	0.0%
MUSA FINANCIAL LLC	0.0%	0.0%	0.0%	0.0%	0.0%	0.0%	0.0%	0.0%	0.0%	0.0%	0.0%	0.0%	0.0%	0.0%
NORTHMARQ FINANCE LLC	0.0%	0.0%	4.5%	4.5%	0.0%	0.0%	0.0%	0.0%	0.0%	0.0%	0.0%	0.0%	0.0%	0.0%
NORTHPOINT CAPITAL LLC	0.0%	0.0%	0.0%	0.0%	0.0%	0.0%	0.0%	0.0%	0.0%	0.0%	0.0%	0.0%	0.0%	0.0%
OAK GROVE COMMERCIAL MTG	0.0%	0.0%	3.2%	0.0%	0.0%	0.0%	0.0%	0.0%	0.0%	0.0%	0.0%	0.0%	0.0%	0.0%
OPPENHEIMER MF HSG & HCARE	0.0%	0.0%	0.0%	0.0%	0.0%	0.0%	0.0%	0.0%	2.3%	0.0%	0.0%	0.0%	4.7%	0.0%
P/R MTGE & INVEST CORP	0.0%	0.0%	0.9%	0.0%	0.0%	0.0%	0.0%	0.0%	0.0%	0.9%	0.0%	0.0%	0.0%	0.0%
PARAGON MORTGAGE	0.0%	100.0%	0.0%	0.0%	0.0%	0.0%	0.0%	0.0%	0.0%	0.0%	0.0%	0.0%	0.0%	0.0%
PENNSYLVANIA HFA	0.0%	0.0%	0.0%	0.0%	0.0%	0.0%	0.0%	0.0%	0.0%	0.0%	0.0%	0.0%	0.0%	0.0%
PILLAR CAPITAL FINANCE LLC	0.0%	0.0%	2.9%	0.0%	0.0%	0.0%	0.0%	0.0%	0.0%	2.9%	0.0%	0.0%	0.0%	0.0%
PINEVIEW CAPITAL GROUP, INC.	0.0%	0.0%	100.0%	0.0%	0.0%	0.0%	0.0%	0.0%	0.0%	0.0%	0.0%	0.0%	0.0%	0.0%
PNC BANK NA	0.0%	0.0%	56.0%	0.0%	0.0%	0.0%	0.0%	0.0%	0.0%	4.0%	0.0%	0.0%	8.0%	0.0%
PRUDENTIAL HUNTOON PAIGE	0.0%	0.0%	2.0%	2.0%	0.0%	0.0%	0.0%	0.0%	2.0%	0.0%	0.0%	2.0%	2.0%	0.0%
RED STONE AGENCY LENDING	0.0%	0.0%	0.0%	33.3%	0.0%	0.0%	0.0%	0.0%	0.0%	0.0%	0.0%	0.0%	0.0%	0.0%
REGIONS BANK	0.0%	0.0%	0.0%	0.0%	0.0%	0.0%	0.0%	0.0%	0.0%	0.0%	0.0%	0.0%	0.0%	0.0%
RICHMAC FUNDING LLC	0.0%	0.0%	0.0%	0.0%	0.0%	0.0%	0.0%	0.0%	0.0%	0.0%	0.0%	0.0%	0.0%	0.0%
ROCKHALL FUNDING CORP	0.0%	0.0%	11.1%	0.0%	0.0%	0.0%	0.0%	0.0%	0.0%	0.0%	0.0%	0.0%	0.0%	0.0%
ROCKPORT MORTGAGE	0.0%	0.0%	0.0%	1.4%	0.0%	0.0%	0.0%	0.0%	0.0%	1.4%	0.0%	0.0%	0.0%	0.0%
SIMS MORTGAGE FUNDING	0.0%	0.0%	0.0%	0.0%	0.0%	0.0%	0.0%	0.0%	0.0%	0.0%	0.0%	0.0%	0.0%	0.0%
WALKER AND DUNLOP LLC (CW CAPITAL)	0.0%	1.1%	1.1%	0.0%	0.0%	1.1%	0.0%	0.0%	0.0%	1.1%	0.0%	0.0%	0.0%	1.1%
WELLS FARGO BANK NA	0.0%	0.0%	0.0%	3.2%	0.0%	0.0%	0.0%	3.2%	0.0%	0.0%	3.2%	3.2%	3.2%	0.0%
WYATT FUNDING CORP	0.0%	0.0%	0.0%	0.0%	0.0%	0.0%	0.0%	0.0%	0.0%	0.0%	0.0%	0.0%	0.0%	0.0%
ZIEGLER FINANCING CORP	0.0%	0.0%	11.1%	0.0%	0.0%	0.0%	0.0%	0.0%	0.0%	0.0%	0.0%	0.0%	0.0%	0.0%

SHARE OF STATE MAP BUSINESS BY LENDER

REGION: NEW YORK CITY														
LENDER	Connecticut	Delaware	District Of Columbia	Maine	Maryland	Massachusetts	New Hampshire	New Jersey	New York	Pennsylvania	Rhode Island	Vermont	Virginia	West Virginia
RED MORTGAGE CAPITAL	0.0%	0.0%	12.5%	0.0%	2.5%	0.0%	0.0%	33.3%	0.0%	7.7%	0.0%	0.0%	12.9%	0.0%
ACRE CAPITAL LLC	0.0%	0.0%	0.0%	0.0%	0.0%	0.0%	0.0%	0.0%	0.0%	0.0%	0.0%	0.0%	0.0%	0.0%
AGM FINANCIAL SERVICES	0.0%	0.0%	37.5%	0.0%	35.0%	0.0%	0.0%	0.0%	0.0%	0.0%	0.0%	0.0%	6.5%	0.0%
ARBOR COMMERCIAL MTGE	0.0%	0.0%	0.0%	0.0%	0.0%	0.0%	0.0%	0.0%	0.0%	0.0%	0.0%	0.0%	0.0%	0.0%
ARMSTRONG MORTGAGE	0.0%	0.0%	0.0%	0.0%	0.0%	0.0%	0.0%	0.0%	0.0%	0.0%	0.0%	0.0%	0.0%	0.0%
BANK OF AMERICA NA	0.0%	0.0%	0.0%	0.0%	0.0%	0.0%	0.0%	0.0%	0.0%	0.0%	0.0%	0.0%	0.0%	0.0%
BANKERS GUARANTEE TITLE TR	0.0%	0.0%	0.0%	0.0%	0.0%	0.0%	0.0%	0.0%	0.0%	7.7%	0.0%	0.0%	0.0%	0.0%
BEDFORD LENDING CORP	0.0%	0.0%	0.0%	0.0%	0.0%	0.0%	0.0%	0.0%	0.0%	0.0%	0.0%	0.0%	0.0%	0.0%
BELLWETHER REAL EST CAPITAL	0.0%	0.0%	12.5%	0.0%	0.0%	0.0%	0.0%	33.3%	0.0%	0.0%	0.0%	0.0%	0.0%	0.0%
BERKADIA COMMERCIAL MTG	0.0%	0.0%	12.5%	0.0%	0.0%	0.0%	0.0%	0.0%	0.0%	7.7%	0.0%	0.0%	45.2%	0.0%
BERKELEY POINT CAPITAL LLC	0.0%	0.0%	0.0%	0.0%	0.0%	2.6%	0.0%	0.0%	0.0%	0.0%	0.0%	0.0%	3.2%	0.0%
BONNEVILLE MORTGAGE CO	0.0%	0.0%	0.0%	0.0%	0.0%	0.0%	0.0%	0.0%	0.0%	0.0%	0.0%	0.0%	0.0%	0.0%
CALIFORNIA COMMTY REINVTM CORP	0.0%	0.0%	0.0%	0.0%	0.0%	0.0%	0.0%	0.0%	0.0%	0.0%	0.0%	0.0%	0.0%	0.0%
CAPITAL FUNDING LLC	0.0%	0.0%	0.0%	0.0%	2.5%	0.0%	0.0%	0.0%	0.0%	0.0%	0.0%	0.0%	0.0%	36.4%
CAPITAL ONE MF FINANCE LLC	0.0%	0.0%	0.0%	0.0%	2.5%	0.0%	0.0%	0.0%	0.0%	0.0%	0.0%	0.0%	0.0%	0.0%
CBRE HMF INC	0.0%	0.0%	0.0%	0.0%	0.0%	5.3%	0.0%	0.0%	0.0%	0.0%	0.0%	0.0%	0.0%	0.0%
CENTENNIAL MORTGAGE	0.0%	0.0%	0.0%	0.0%	0.0%	0.0%	0.0%	0.0%	0.0%	0.0%	0.0%	0.0%	0.0%	0.0%
CENTERLINE MTGE CAPITAL	0.0%	0.0%	0.0%	0.0%	0.0%	0.0%	0.0%	0.0%	3.8%	0.0%	0.0%	0.0%	6.5%	0.0%
CENTRAL NATIONAL BANK&TRUST	0.0%	0.0%	0.0%	0.0%	0.0%	0.0%	0.0%	0.0%	0.0%	0.0%	0.0%	0.0%	0.0%	0.0%
CENTURY HEALTH CAPITAL	0.0%	0.0%	0.0%	0.0%	0.0%	0.0%	0.0%	0.0%	15.4%	0.0%	0.0%	0.0%	0.0%	0.0%
CHAMBERS BANK	0.0%	0.0%	0.0%	0.0%	0.0%	0.0%	0.0%	0.0%	0.0%	0.0%	0.0%	0.0%	0.0%	0.0%
CHURCHILL MORTGAGE INVTM LLC	0.0%	0.0%	0.0%	0.0%	0.0%	0.0%	0.0%	0.0%	0.0%	0.0%	0.0%	0.0%	0.0%	0.0%
COLUMBIA NATL REAL ESTATE	0.0%	0.0%	0.0%	0.0%	12.5%	0.0%	0.0%	0.0%	0.0%	0.0%	0.0%	0.0%	0.0%	0.0%
COSMOPOLITAN CAPITAL FUNDING, LLC	0.0%	0.0%	0.0%	0.0%	0.0%	0.0%	0.0%	0.0%	0.0%	0.0%	0.0%	0.0%	0.0%	0.0%
CRAIN MORTGAGE GROUP, LLC	0.0%	0.0%	0.0%	0.0%	0.0%	0.0%	0.0%	0.0%	0.0%	0.0%	0.0%	0.0%	0.0%	0.0%
DAVIS-PENN MTGE	0.0%	0.0%	0.0%	0.0%	0.0%	0.0%	0.0%	0.0%	0.0%	0.0%	0.0%	0.0%	0.0%	0.0%
DOUGHERTY MORTGAGE LLC	0.0%	0.0%	0.0%	0.0%	0.0%	0.0%	0.0%	0.0%	0.0%	0.0%	0.0%	0.0%	0.0%	0.0%
DRAPER & KRAMER COMCL MTGE	0.0%	0.0%	0.0%	0.0%	0.0%	0.0%	0.0%	0.0%	0.0%	0.0%	0.0%	0.0%	0.0%	0.0%
DWIGHT CAPITAL LLC	40.0%	0.0%	0.0%	0.0%	0.0%	0.0%	0.0%	0.0%	0.0%	0.0%	0.0%	0.0%	3.2%	0.0%
EASTERN MORTGAGE CAPITAL LLC	0.0%	0.0%	0.0%	0.0%	0.0%	5.3%	33.3%	0.0%	0.0%	0.0%	0.0%	0.0%	0.0%	0.0%
FIRST AMERICAN CAPITAL GRP	0.0%	0.0%	0.0%	0.0%	0.0%	0.0%	0.0%	0.0%	0.0%	0.0%	0.0%	0.0%	0.0%	0.0%
FIRST HSG DEVMT CORP OF FL	0.0%	0.0%	0.0%	0.0%	0.0%	0.0%	0.0%	0.0%	0.0%	0.0%	0.0%	0.0%	0.0%	0.0%
FOREST CITY CAPITAL CORP	0.0%	0.0%	0.0%	0.0%	0.0%	0.0%	0.0%	0.0%	0.0%	0.0%	0.0%	0.0%	0.0%	0.0%
GERSHMAN INVESTMENT	0.0%	0.0%	0.0%	0.0%	0.0%	2.6%	0.0%	0.0%	0.0%	0.0%	0.0%	0.0%	0.0%	0.0%
GRANDBRIDGE REAL ESTATE CAP	0.0%	0.0%	0.0%	0.0%	0.0%	0.0%	0.0%	0.0%	0.0%	0.0%	0.0%	0.0%	0.0%	0.0%
GREAT LAKES FINANCIAL GRP	0.0%	0.0%	0.0%	0.0%	0.0%	0.0%	0.0%	0.0%	0.0%	0.0%	0.0%	0.0%	0.0%	0.0%
GREYSTONE FUNDING CORP (GREYSTONE SERVICING)	0.0%	0.0%	12.5%	0.0%	7.5%	0.0%	0.0%	0.0%	7.7%	7.7%	0.0%	0.0%	9.7%	0.0%
HAMPDEN PARK CAPITAL, LLC	0.0%	0.0%	0.0%	0.0%	0.0%	2.6%	0.0%	0.0%	0.0%	0.0%	0.0%	0.0%	0.0%	0.0%
HFC FUNDING CORP	0.0%	0.0%	0.0%	0.0%	0.0%	0.0%	0.0%	0.0%	0.0%	0.0%	0.0%	0.0%	0.0%	0.0%
HIGHLAND COMMERCIAL MTGE	0.0%	0.0%	0.0%	0.0%	0.0%	0.0%	0.0%	0.0%	0.0%	0.0%	0.0%	0.0%	0.0%	0.0%
HOUSING & HEALTHCARE FINC	0.0%	0.0%	0.0%	0.0%	0.0%	0.0%	0.0%	0.0%	3.8%	0.0%	0.0%	0.0%	0.0%	0.0%
JS MULTICAPITAL CORP	0.0%	0.0%	0.0%	0.0%	0.0%	0.0%	0.0%	0.0%	0.0%	0.0%	0.0%	0.0%	0.0%	0.0%
KEYBANK NA (KEYCORP REAL ESTATE CAP MKT)	0.0%	0.0%	0.0%	0.0%	0.0%	0.0%	0.0%	0.0%	3.8%	0.0%	0.0%	0.0%	0.0%	0.0%
LANCASTER POLLARD MTGE CO	0.0%	0.0%	0.0%	0.0%	2.5%	0.0%	0.0%	0.0%	7.7%	23.1%	0.0%	0.0%	0.0%	18.2%
LINKS MORTGAGE CORP	0.0%	0.0%	0.0%	0.0%	0.0%	0.0%	0.0%	0.0%	0.0%	0.0%	0.0%	0.0%	0.0%	0.0%
LOVE FUNDING CORP	0.0%	0.0%	0.0%	0.0%	10.0%	0.0%	0.0%	0.0%	11.5%	0.0%	0.0%	0.0%	0.0%	0.0%
M & T REALTY CORP	0.0%	0.0%	0.0%	0.0%	7.5%	0.0%	0.0%	0.0%	0.0%	0.0%	0.0%	0.0%	0.0%	0.0%
MASON JOSEPH COMPANY INC	0.0%	0.0%	0.0%	0.0%	0.0%	0.0%	0.0%	0.0%	0.0%	0.0%	0.0%	0.0%	0.0%	0.0%
MASSACHUSETTS HOUSING PARTNERSHIP	0.0%	0.0%	0.0%	0.0%	0.0%	2.6%	0.0%	0.0%	0.0%	0.0%	0.0%	0.0%	0.0%	0.0%
METROPOLITAN FUNDING CORP	0.0%	0.0%	0.0%	0.0%	0.0%	0.0%	0.0%	0.0%	3.8%	0.0%	0.0%	0.0%	0.0%	18.2%
MINNESOTA HFA	0.0%	0.0%	0.0%	0.0%	0.0%	0.0%	0.0%	0.0%	0.0%	0.0%	0.0%	0.0%	0.0%	0.0%
MUSA FINANCIAL LLC	0.0%	0.0%	0.0%	0.0%	0.0%	0.0%	0.0%	0.0%	0.0%	0.0%	0.0%	0.0%	0.0%	0.0%
NORTHMARQ FINANCE LLC	0.0%	0.0%	12.5%	0.0%	0.0%	2.6%	0.0%	0.0%	0.0%	0.0%	0.0%	0.0%	0.0%	9.1%
NORTHPOINT CAPITAL LLC	0.0%	0.0%	0.0%	0.0%	0.0%	0.0%	0.0%	0.0%	0.0%	0.0%	0.0%	0.0%	0.0%	0.0%
OAK GROVE COMMERCIAL MTG	0.0%	0.0%	0.0%	0.0%	0.0%	0.0%	0.0%	0.0%	0.0%	0.0%	0.0%	0.0%	0.0%	18.2%
OPPENHEIMER MF HSG & HCARE	40.0%	0.0%	0.0%	0.0%	0.0%	2.6%	0.0%	0.0%	3.8%	7.7%	0.0%	0.0%	3.2%	0.0%
P/R MTGE & INVEST CORP	0.0%	0.0%	0.0%	0.0%	0.0%	0.0%	0.0%	0.0%	7.7%	0.0%	0.0%	0.0%	0.0%	0.0%
PARAGON MORTGAGE	0.0%	0.0%	0.0%	0.0%	0.0%	0.0%	0.0%	0.0%	0.0%	0.0%	0.0%	0.0%	0.0%	0.0%
PENNSYLVANIA HFA	0.0%	0.0%	0.0%	0.0%	0.0%	0.0%	0.0%	0.0%	0.0%	7.7%	0.0%	0.0%	0.0%	0.0%
PILLAR CAPITAL FINANCE LLC	0.0%	0.0%	0.0%	0.0%	0.0%	0.0%	0.0%	0.0%	0.0%	0.0%	0.0%	0.0%	6.5%	0.0%
PINEVIEW CAPITAL GROUP, INC.	0.0%	0.0%	0.0%	0.0%	0.0%	0.0%	0.0%	0.0%	0.0%	0.0%	0.0%	0.0%	0.0%	0.0%
PNC BANK NA	0.0%	0.0%	0.0%	0.0%	0.0%	0.0%	0.0%	33.3%	0.0%	0.0%	0.0%	0.0%	0.0%	0.0%
PRUDENTIAL HUNTOON PAIGE	0.0%	0.0%	0.0%	0.0%	5.0%	2.6%	0.0%	16.7%	0.0%	23.1%	0.0%	0.0%	9.7%	0.0%
RED STONE AGENCY LENDING	0.0%	0.0%	0.0%	0.0%	0.0%	0.0%	0.0%	0.0%	0.0%	0.0%	0.0%	0.0%	0.0%	0.0%
REGIONS BANK	0.0%	0.0%	0.0%	0.0%	0.0%	0.0%	0.0%	0.0%	0.0%	0.0%	0.0%	0.0%	0.0%	0.0%
RICHMAC FUNDING LLC	0.0%	0.0%	0.0%	0.0%	7.5%	0.0%	0.0%	0.0%	0.0%	7.7%	0.0%	0.0%	0.0%	0.0%
ROCKHALL FUNDING CORP	0.0%	0.0%	0.0%	0.0%	0.0%	0.0%	0.0%	0.0%	0.0%	0.0%	0.0%	0.0%	0.0%	0.0%
ROCKPORT MORTGAGE	20.0%	0.0%	0.0%	100.0%	0.0%	63.2%	66.7%	0.0%	19.2%	0.0%	100.0%	0.0%	0.0%	0.0%
SIMS MORTGAGE FUNDING	0.0%	0.0%	0.0%	0.0%	0.0%	0.0%	0.0%	16.7%	0.0%	7.7%	0.0%	0.0%	0.0%	0.0%
WALKER AND DUNLOP LLC (CW CAPITAL)	0.0%	0.0%	0.0%	0.0%	2.5%	7.9%	0.0%	0.0%	0.0%	0.0%	0.0%	0.0%	0.0%	0.0%
WELLS FARGO BANK NA	0.0%	0.0%	12.5%	0.0%	5.0%	0.0%	0.0%	0.0%	3.8%	0.0%	0.0%	0.0%	6.5%	0.0%
WYATT FUNDING CORP	0.0%	0.0%	0.0%	0.0%	0.0%	0.0%	0.0%	0.0%	7.7%	0.0%	0.0%	0.0%	0.0%	0.0%
ZIEGLER FINANCING CORP	0.0%	0.0%	0.0%	0.0%	0.0%	0.0%	0.0%	0.0%	0.0%	0.0%	0.0%	0.0%	0.0%	0.0%

SHARE OF STATE MAP BUSINESS BY LENDER

REGION: ATLANTA											
LENDER	Alabama	Florida	Georgia	Kentucky	Mississippi	North Carolina	Puerto Rico	South Carolina	Tennessee	Virgin Islands	
RED MORTGAGE CAPITAL	7.7%	0.0%	7.4%	40.0%	0.0%	6.3%	0.0%	0.0%	0.0%	0.0%	
ACRE CAPITAL LLC	0.0%	0.0%	0.0%	0.0%	0.0%	0.0%	0.0%	0.0%	0.0%	0.0%	
AGM FINANCIAL SERVICES	0.0%	0.0%	7.4%	0.0%	0.0%	0.0%	0.0%	11.1%	0.0%	0.0%	
ARBOR COMMERCIAL MTGE	7.7%	0.0%	0.0%	0.0%	0.0%	0.0%	20.0%	0.0%	0.0%	0.0%	
ARMSTRONG MORTGAGE	0.0%	3.3%	0.0%	0.0%	0.0%	0.0%	0.0%	0.0%	0.0%	0.0%	
BANK OF AMERICA NA	0.0%	0.0%	0.0%	0.0%	0.0%	0.0%	0.0%	0.0%	0.0%	0.0%	
BANKERS GUARANTEE TITLE TR	0.0%	0.0%	0.0%	0.0%	0.0%	0.0%	0.0%	0.0%	0.0%	0.0%	
BEDFORD LENDING CORP	0.0%	0.0%	0.0%	0.0%	0.0%	0.0%	0.0%	0.0%	0.0%	0.0%	
BELLWETHER REAL EST CAPITAL	7.7%	0.0%	3.7%	0.0%	0.0%	0.0%	0.0%	0.0%	0.0%	0.0%	
BERKADIA COMMERCIAL MTG	7.7%	20.0%	33.3%	0.0%	33.3%	37.5%	0.0%	66.7%	8.3%	0.0%	
BERKELEY POINT CAPITAL LLC	0.0%	0.0%	0.0%	0.0%	0.0%	0.0%	0.0%	0.0%	0.0%	0.0%	
BONNEVILLE MORTGAGE CO	0.0%	0.0%	0.0%	0.0%	0.0%	0.0%	0.0%	0.0%	0.0%	0.0%	
CALIFORNIA COMMTY REINVTM CORP	0.0%	0.0%	0.0%	0.0%	0.0%	0.0%	0.0%	0.0%	0.0%	0.0%	
CAPITAL FUNDING LLC	0.0%	0.0%	0.0%	0.0%	0.0%	0.0%	0.0%	0.0%	0.0%	0.0%	
CAPITAL ONE MF FINANCE LLC	0.0%	3.3%	0.0%	0.0%	0.0%	0.0%	0.0%	0.0%	0.0%	0.0%	
CBRE HMF INC	0.0%	0.0%	0.0%	0.0%	0.0%	6.3%	0.0%	0.0%	2.8%	0.0%	
CENTENNIAL MORTGAGE	7.7%	0.0%	0.0%	0.0%	0.0%	0.0%	0.0%	11.1%	0.0%	0.0%	
CENTERLINE MTGE CAPITAL	7.7%	3.3%	0.0%	0.0%	0.0%	3.1%	0.0%	0.0%	2.8%	0.0%	
CENTRAL NATIONAL BANK&TRUST	0.0%	0.0%	3.7%	0.0%	0.0%	0.0%	0.0%	0.0%	0.0%	0.0%	
CENTURY HEALTH CAPITAL	0.0%	0.0%	0.0%	0.0%	0.0%	0.0%	0.0%	0.0%	0.0%	0.0%	
CHAMBERS BANK	0.0%	0.0%	0.0%	0.0%	0.0%	0.0%	0.0%	0.0%	0.0%	0.0%	
CHURCHILL MORTGAGE INVTM LLC	0.0%	0.0%	0.0%	0.0%	0.0%	0.0%	0.0%	0.0%	2.8%	0.0%	
COLUMBIA NATL REAL ESTATE	0.0%	0.0%	0.0%	0.0%	0.0%	0.0%	0.0%	0.0%	0.0%	0.0%	
COSMOPOLITAN CAPITAL FUNDING, LLC	0.0%	0.0%	0.0%	0.0%	0.0%	0.0%	0.0%	0.0%	0.0%	0.0%	
CRAIN MORTGAGE GROUP, LLC	0.0%	0.0%	0.0%	0.0%	0.0%	0.0%	0.0%	0.0%	0.0%	0.0%	
DAVIS-PENN MTGE	0.0%	0.0%	3.7%	0.0%	0.0%	0.0%	0.0%	0.0%	0.0%	0.0%	
DOUGHERTY MORTGAGE LLC	0.0%	3.3%	0.0%	0.0%	0.0%	0.0%	0.0%	0.0%	0.0%	0.0%	
DRAPER & KRAMER COMCL MTGE	0.0%	0.0%	0.0%	0.0%	0.0%	0.0%	0.0%	0.0%	0.0%	0.0%	
DWIGHT CAPITAL LLC	0.0%	3.3%	0.0%	0.0%	0.0%	6.3%	0.0%	0.0%	11.1%	0.0%	
EASTERN MORTGAGE CAPITAL LLC	0.0%	0.0%	3.7%	0.0%	0.0%	0.0%	0.0%	0.0%	2.8%	0.0%	
FIRST AMERICAN CAPITAL GRP	0.0%	0.0%	0.0%	0.0%	0.0%	0.0%	0.0%	0.0%	0.0%	0.0%	
FIRST HSG DEVMT CORP OF FL	0.0%	13.3%	0.0%	0.0%	0.0%	0.0%	0.0%	0.0%	0.0%	0.0%	
FOREST CITY CAPITAL CORP	0.0%	0.0%	0.0%	0.0%	0.0%	0.0%	0.0%	0.0%	0.0%	0.0%	
GERSHMAN INVESTMENT	0.0%	0.0%	0.0%	0.0%	0.0%	0.0%	0.0%	0.0%	0.0%	0.0%	
GRANDBRIDGE REAL ESTATE CAP	0.0%	0.0%	0.0%	0.0%	0.0%	3.1%	0.0%	0.0%	0.0%	0.0%	
GREAT LAKES FINANCIAL GRP	0.0%	0.0%	0.0%	0.0%	0.0%	0.0%	0.0%	0.0%	0.0%	0.0%	
GREYSTONE FUNDING CORP (GREYSTONE SERVICING)	0.0%	16.7%	0.0%	0.0%	0.0%	0.0%	0.0%	0.0%	16.7%	0.0%	
HAMPDEN PARK CAPITAL, LLC	0.0%	0.0%	0.0%	0.0%	0.0%	0.0%	0.0%	0.0%	0.0%	0.0%	
HFC FUNDING CORP	15.4%	3.3%	0.0%	0.0%	16.7%	0.0%	0.0%	0.0%	0.0%	0.0%	
HIGHLAND COMMERCIAL MTGE	23.1%	3.3%	7.4%	0.0%	33.3%	0.0%	0.0%	0.0%	2.8%	0.0%	
HOUSING & HEALTHCARE FINC	0.0%	0.0%	0.0%	0.0%	0.0%	0.0%	0.0%	0.0%	0.0%	0.0%	
JS MULTICAPITAL CORP	0.0%	0.0%	0.0%	0.0%	0.0%	3.1%	0.0%	0.0%	0.0%	0.0%	
KEYBANK NA (KEYCORP REAL ESTATE CAP MKT)	0.0%	0.0%	0.0%	0.0%	0.0%	0.0%	0.0%	0.0%	0.0%	0.0%	
LANCASTER POLLARD MTGE CO	0.0%	3.3%	0.0%	0.0%	16.7%	0.0%	0.0%	0.0%	0.0%	0.0%	
LINKS MORTGAGE CORP	0.0%	0.0%	0.0%	0.0%	0.0%	0.0%	0.0%	0.0%	0.0%	0.0%	
LOVE FUNDING CORP	0.0%	3.3%	3.7%	80.0%	0.0%	9.4%	40.0%	0.0%	8.3%	0.0%	
M & T REALTY CORP	0.0%	0.0%	0.0%	0.0%	0.0%	0.0%	0.0%	0.0%	0.0%	0.0%	
MASON JOSEPH COMPANY INC	0.0%	0.0%	0.0%	0.0%	0.0%	0.0%	0.0%	0.0%	0.0%	0.0%	
MASSACHUSETTS HOUSING PARTNERSHIP	0.0%	0.0%	0.0%	0.0%	0.0%	0.0%	0.0%	0.0%	0.0%	0.0%	
METROPOLITAN FUNDING CORP	0.0%	0.0%	0.0%	0.0%	0.0%	0.0%	0.0%	0.0%	0.0%	0.0%	
MINNESOTA HFA	0.0%	0.0%	0.0%	0.0%	0.0%	0.0%	0.0%	0.0%	0.0%	0.0%	
MUSA FINANCIAL LLC	0.0%	0.0%	0.0%	0.0%	0.0%	0.0%	0.0%	0.0%	0.0%	0.0%	
NORTHMARQ FINANCE LLC	0.0%	0.0%	7.4%	0.0%	0.0%	0.0%	0.0%	0.0%	0.0%	0.0%	
NORTHPOINT CAPITAL LLC	0.0%	0.0%	0.0%	0.0%	0.0%	0.0%	0.0%	0.0%	0.0%	0.0%	
OAK GROVE COMMERCIAL MTG	0.0%	0.0%	3.7%	0.0%	0.0%	0.0%	0.0%	0.0%	2.8%	0.0%	
OPPENHEIMER MF HSG & HCARE	7.7%	0.0%	0.0%	0.0%	0.0%	15.6%	0.0%	0.0%	2.8%	0.0%	
P/R MTGE & INVEST CORP	0.0%	0.0%	0.0%	0.0%	0.0%	9.4%	0.0%	0.0%	0.0%	0.0%	
PARAGON MORTGAGE	0.0%	0.0%	0.0%	0.0%	0.0%	0.0%	0.0%	0.0%	0.0%	0.0%	
PENNSYLVANIA HFA	0.0%	0.0%	0.0%	0.0%	0.0%	0.0%	0.0%	0.0%	0.0%	0.0%	
PILLAR CAPITAL FINANCE LLC	0.0%	0.0%	3.7%	0.0%	0.0%	0.0%	0.0%	0.0%	0.0%	0.0%	
PINEVIEW CAPITAL GROUP, INC.	0.0%	0.0%	0.0%	0.0%	0.0%	0.0%	0.0%	0.0%	0.0%	0.0%	
PNC BANK NA	0.0%	3.3%	0.0%	0.0%	0.0%	0.0%	0.0%	0.0%	0.0%	0.0%	
PRUDENTIAL HUNTOON PAIGE	0.0%	3.3%	11.1%	0.0%	0.0%	6.3%	0.0%	0.0%	2.8%	0.0%	
RED STONE AGENCY LENDING	0.0%	0.0%	0.0%	0.0%	0.0%	0.0%	0.0%	0.0%	0.0%	0.0%	
REGIONS BANK	0.0%	3.3%	0.0%	0.0%	0.0%	0.0%	0.0%	0.0%	0.0%	0.0%	
RICHMAC FUNDING LLC	0.0%	0.0%	0.0%	0.0%	0.0%	0.0%	20.0%	0.0%	0.0%	0.0%	
ROCKHALL FUNDING CORP	0.0%	0.0%	0.0%	0.0%	0.0%	0.0%	20.0%	0.0%	0.0%	100.0%	
ROCKPORT MORTGAGE	0.0%	0.0%	0.0%	0.0%	0.0%	0.0%	0.0%	0.0%	2.8%	0.0%	
SIMS MORTGAGE FUNDING	0.0%	0.0%	0.0%	0.0%	0.0%	0.0%	0.0%	0.0%	0.0%	0.0%	
WALKER AND DUNLOP LLC (CW CAPITAL)	0.0%	6.7%	7.4%	20.0%	0.0%	0.0%	0.0%	11.1%	30.6%	0.0%	
WELLS FARGO BANK NA	15.4%	3.3%	0.0%	0.0%	0.0%	0.0%	0.0%	0.0%	0.0%	0.0%	
WYATT FUNDING CORP	0.0%	0.0%	0.0%	0.0%	0.0%	0.0%	0.0%	0.0%	0.0%	0.0%	
ZIEGLER FINANCING CORP	0.0%	0.0%	0.0%	0.0%	0.0%	0.0%	0.0%	0.0%	0.0%	0.0%	

SHARE OF STATE MAP BUSINESS BY LENDER

REGION: CHICAGO							
LENDER	Illinois	Indiana	Michigan	Minnesota	Ohio	Wisconsin	
RED MORTGAGE CAPITAL	5.1%	6.4%	4.2%	0.0%	42.3%	5.9%	
ACRE CAPITAL LLC	0.0%	0.0%	0.0%	0.0%	0.0%	0.0%	
AGM FINANCIAL SERVICES	0.0%	0.0%	2.1%	0.0%	0.0%	0.0%	
ARBOR COMMERCIAL MTGE	0.0%	0.0%	2.1%	0.0%	0.0%	0.0%	
ARMSTRONG MORTGAGE	0.0%	0.0%	0.0%	0.0%	7.7%	0.0%	
BANK OF AMERICA NA	0.0%	0.0%	0.0%	0.0%	0.0%	0.0%	
BANKERS GUARANTEE TITLE TR	0.0%	0.0%	0.0%	0.0%	0.0%	0.0%	
BEDFORD LENDING CORP	0.0%	0.0%	0.0%	0.0%	0.0%	0.0%	
BELLWETHER REAL EST CAPITAL	10.3%	4.3%	0.0%	0.0%	15.4%	5.9%	
BERKADIA COMMERCIAL MTG	15.4%	0.0%	10.4%	0.0%	0.0%	17.6%	
BERKELEY POINT CAPITAL LLC	0.0%	0.0%	2.1%	0.0%	0.0%	0.0%	
BONNEVILLE MORTGAGE CO	0.0%	0.0%	0.0%	0.0%	0.0%	0.0%	
CALIFORNIA COMMTY REINVTM CORP	0.0%	0.0%	0.0%	0.0%	0.0%	0.0%	
CAPITAL FUNDING LLC	0.0%	0.0%	0.0%	0.0%	0.0%	0.0%	
CAPITAL ONE MF FINANCE LLC	0.0%	0.0%	0.0%	0.0%	0.0%	0.0%	
CBRE HMF INC	0.0%	0.0%	8.3%	6.9%	0.0%	0.0%	
CENTENNIAL MORTGAGE	0.0%	0.0%	0.0%	3.4%	0.0%	0.0%	
CENTERLINE MTGE CAPITAL	0.0%	0.0%	0.0%	0.0%	0.0%	0.0%	
CENTRAL NATIONAL BANK&TRUST	0.0%	0.0%	0.0%	0.0%	0.0%	0.0%	
CENTURY HEALTH CAPITAL	0.0%	0.0%	0.0%	0.0%	0.0%	0.0%	
CHAMBERS BANK	0.0%	0.0%	0.0%	0.0%	0.0%	0.0%	
CHURCHILL MORTGAGE INVTM LLC	0.0%	0.0%	4.2%	0.0%	0.0%	0.0%	
COLUMBIA NATL REAL ESTATE	0.0%	0.0%	0.0%	0.0%	0.0%	0.0%	
COSMOPOLITAN CAPITAL FUNDING, LLC	0.0%	0.0%	0.0%	0.0%	0.0%	0.0%	
CRAIN MORTGAGE GROUP, LLC	0.0%	0.0%	0.0%	0.0%	0.0%	0.0%	
DAVIS-PENN MTGE	0.0%	0.0%	0.0%	0.0%	0.0%	0.0%	
DOUGHERTY MORTGAGE LLC	0.0%	2.1%	0.0%	51.7%	0.0%	0.0%	
DRAPER & KRÄMER COMCL MTGE	20.5%	12.8%	0.0%	0.0%	0.0%	23.5%	
DWIGHT CAPITAL LLC	0.0%	2.1%	2.1%	3.4%	3.8%	0.0%	
EASTERN MORTGAGE CAPITAL LLC	2.6%	0.0%	2.1%	0.0%	0.0%	0.0%	
FIRST AMERICAN CAPITAL GRP	0.0%	0.0%	0.0%	0.0%	0.0%	0.0%	
FIRST HSG DEVMT CORP OF FL	0.0%	0.0%	0.0%	0.0%	0.0%	0.0%	
FOREST CITY CAPITAL CORP	0.0%	0.0%	0.0%	0.0%	11.5%	0.0%	
GERSHMAN INVESTMENT	2.6%	0.0%	2.1%	0.0%	0.0%	0.0%	
GRANDBRIDGE REAL ESTATE CAP	0.0%	0.0%	0.0%	0.0%	0.0%	0.0%	
GREAT LAKES FINANCIAL GRP	0.0%	0.0%	2.1%	0.0%	11.5%	0.0%	
GREYSTONE FUNDING CORP (GREYSTONE SERVICING)	12.8%	2.1%	14.6%	0.0%	0.0%	5.9%	
HAMPDEN PARK CAPITAL, LLC	0.0%	4.3%	0.0%	0.0%	0.0%	0.0%	
HFC FUNDING CORP	0.0%	0.0%	0.0%	0.0%	0.0%	0.0%	
HIGHLAND COMMERCIAL MTGE	0.0%	0.0%	0.0%	0.0%	0.0%	0.0%	
HOUSING & HEALTHCARE FINC	0.0%	0.0%	0.0%	0.0%	0.0%	0.0%	
JS MULTICAPITAL CORP	0.0%	0.0%	0.0%	0.0%	3.8%	0.0%	
KEYBANK NA (KEYCORP REAL ESTATE CAP MKT)	0.0%	0.0%	6.3%	0.0%	0.0%	0.0%	
LANCASTER POLLARD MTGE CO	0.0%	0.0%	0.0%	0.0%	3.8%	0.0%	
LINKS MORTGAGE CORP	2.6%	0.0%	0.0%	0.0%	0.0%	0.0%	
LOVE FUNDING CORP	5.1%	2.1%	6.3%	0.0%	7.7%	11.8%	
M & T REALTY CORP	0.0%	0.0%	0.0%	0.0%	0.0%	0.0%	
MASON JOSEPH COMPANY INC	0.0%	0.0%	0.0%	0.0%	0.0%	0.0%	
MASSACHUSETTS HOUSING PARTNERSHIP	0.0%	0.0%	0.0%	0.0%	0.0%	0.0%	
METROPOLITAN FUNDING CORP	0.0%	0.0%	0.0%	0.0%	0.0%	0.0%	
MINNESOTA HFA	0.0%	0.0%	0.0%	3.4%	0.0%	0.0%	
MUSA FINANCIAL LLC	0.0%	0.0%	0.0%	0.0%	0.0%	0.0%	
NORTHMARQ FINANCE LLC	0.0%	0.0%	0.0%	0.0%	0.0%	0.0%	
NORTHPOINT CAPITAL LLC	0.0%	0.0%	2.1%	0.0%	0.0%	0.0%	
OAK GROVE COMMERCIAL MTG	0.0%	0.0%	0.0%	31.0%	3.8%	0.0%	
OPPENHEIMER MF HSG & HCARE	0.0%	0.0%	0.0%	0.0%	0.0%	17.6%	
P/R MTGE & INVEST CORP	12.8%	63.8%	4.2%	0.0%	23.1%	17.6%	
PARAGON MORTGAGE	0.0%	0.0%	0.0%	0.0%	0.0%	0.0%	
PENNSYLVANIA HFA	0.0%	0.0%	0.0%	0.0%	0.0%	0.0%	
PILLAR CAPITAL FINANCE LLC	5.1%	2.1%	14.6%	0.0%	3.8%	0.0%	
PINEVIEW CAPITAL GROUP, INC.	0.0%	0.0%	0.0%	0.0%	0.0%	0.0%	
PNC BANK NA	0.0%	0.0%	0.0%	0.0%	0.0%	0.0%	
PRUDENTIAL HUNTOON PAIGE	5.1%	0.0%	4.2%	0.0%	3.8%	0.0%	
RED STONE AGENCY LENDING	0.0%	0.0%	0.0%	0.0%	0.0%	0.0%	
REGIONS BANK	0.0%	0.0%	0.0%	0.0%	0.0%	0.0%	
RICHMAC FUNDING LLC	0.0%	0.0%	0.0%	0.0%	0.0%	0.0%	
ROCKHALL FUNDING CORP	0.0%	0.0%	0.0%	0.0%	0.0%	0.0%	
ROCKPORT MORTGAGE	0.0%	0.0%	0.0%	0.0%	0.0%	0.0%	
SIMS MORTGAGE FUNDING	0.0%	0.0%	0.0%	0.0%	0.0%	0.0%	
WALKER AND DUNLOP LLC (CW CAPITAL)	5.1%	4.3%	10.4%	0.0%	0.0%	0.0%	
WELLS FARGO BANK NA	0.0%	0.0%	0.0%	0.0%	0.0%	0.0%	
WYATT FUNDING CORP	0.0%	0.0%	0.0%	0.0%	0.0%	0.0%	
ZIEGLER FINANCING CORP	0.0%	0.0%	0.0%	0.0%	0.0%	0.0%	

SHARE OF STATE MAP BUSINESS BY LENDER

LENDER	REGION: FORT WORTH									
	Arkansas	Iowa	Kansas	Louisiana	Missouri	Nebraska	New Mexico	Oklahoma	Texas	
RED MORTGAGE CAPITAL	0.0%	0.0%	0.0%	0.0%	0.0%	0.0%	0.0%	0.0%	0.0%	3.2%
ACRE CAPITAL LLC	0.0%	0.0%	0.0%	0.0%	0.0%	0.0%	0.0%	0.0%	0.0%	0.0%
AGM FINANCIAL SERVICES	0.0%	0.0%	0.0%	0.0%	0.0%	0.0%	0.0%	0.0%	0.0%	0.0%
ARBOR COMMERCIAL MTGE	0.0%	0.0%	0.0%	3.3%	0.0%	0.0%	0.0%	0.0%	0.0%	0.0%
ARMSTRONG MORTGAGE	0.0%	0.0%	0.0%	0.0%	0.0%	0.0%	0.0%	0.0%	0.0%	0.0%
BANK OF AMERICA NA	0.0%	0.0%	0.0%	0.0%	0.0%	0.0%	0.0%	0.0%	0.0%	0.0%
BANKERS GUARANTEE TITLE TR	0.0%	0.0%	0.0%	0.0%	0.0%	0.0%	0.0%	0.0%	0.0%	0.0%
BEDFORD LENDING CORP	0.0%	0.0%	0.0%	0.0%	0.0%	0.0%	0.0%	0.0%	0.0%	0.0%
BELLWETHER REAL EST CAPITAL	0.0%	0.0%	0.0%	3.3%	0.0%	0.0%	0.0%	0.0%	0.0%	0.0%
BERKADIA COMMERCIAL MTG	45.5%	0.0%	0.0%	3.3%	0.0%	0.0%	0.0%	20.0%	8.6%	
BERKELEY POINT CAPITAL LLC	0.0%	0.0%	0.0%	0.0%	0.0%	0.0%	0.0%	0.0%	0.0%	
BONNEVILLE MORTGAGE CO	0.0%	0.0%	0.0%	0.0%	0.0%	0.0%	0.0%	0.0%	0.0%	
CALIFORNIA COMMTY REINVTM CORP	0.0%	0.0%	0.0%	0.0%	0.0%	0.0%	0.0%	0.0%	0.0%	
CAPITAL FUNDING LLC	0.0%	8.3%	0.0%	0.0%	0.0%	0.0%	0.0%	0.0%	0.0%	
CAPITAL ONE MF FINANCE LLC	0.0%	0.0%	0.0%	0.0%	0.0%	0.0%	0.0%	0.0%	0.0%	
CBRE HMF INC	0.0%	0.0%	0.0%	0.0%	0.0%	0.0%	0.0%	10.0%	1.1%	
CENTENNIAL MORTGAGE	9.1%	0.0%	0.0%	3.3%	0.0%	0.0%	0.0%	0.0%	7.5%	
CENTERLINE MTGE CAPITAL	0.0%	0.0%	0.0%	3.3%	0.0%	0.0%	0.0%	0.0%	5.4%	
CENTRAL NATIONAL BANK&TRUST	0.0%	0.0%	0.0%	0.0%	0.0%	0.0%	0.0%	0.0%	0.0%	
CENTURY HEALTH CAPITAL	0.0%	0.0%	0.0%	0.0%	0.0%	0.0%	0.0%	0.0%	0.0%	
CHAMBERS BANK	18.2%	0.0%	0.0%	0.0%	0.0%	0.0%	0.0%	0.0%	1.1%	
CHURCHILL MORTGAGE INVMT LLC	0.0%	0.0%	0.0%	0.0%	0.0%	0.0%	0.0%	0.0%	0.0%	
COLUMBIA NATL REAL ESTATE	0.0%	0.0%	0.0%	0.0%	0.0%	0.0%	0.0%	0.0%	0.0%	
COSMOPOLITAN CAPITAL FUNDING, LLC	0.0%	8.3%	0.0%	0.0%	0.0%	0.0%	0.0%	0.0%	0.0%	
CRAIN MORTGAGE GROUP, LLC	0.0%	0.0%	0.0%	0.0%	0.0%	0.0%	0.0%	30.0%	1.1%	
DAVIS-PENN MTGE	0.0%	25.0%	0.0%	0.0%	0.0%	0.0%	66.7%	0.0%	10.8%	
DOUGHERTY MORTGAGE LLC	0.0%	25.0%	0.0%	6.7%	0.0%	0.0%	0.0%	0.0%	8.6%	
DRAPER & KRAMER COMCL MTGE	0.0%	0.0%	0.0%	0.0%	0.0%	0.0%	0.0%	0.0%	0.0%	
DWIGHT CAPITAL LLC	0.0%	8.3%	0.0%	3.3%	0.0%	0.0%	0.0%	10.0%	8.6%	
EASTERN MORTGAGE CAPITAL LLC	0.0%	0.0%	0.0%	0.0%	0.0%	0.0%	0.0%	0.0%	0.0%	
FIRST AMERICAN CAPITAL GRP	9.1%	0.0%	0.0%	0.0%	0.0%	0.0%	0.0%	0.0%	0.0%	
FIRST HSG DEVMT CORP OF FL	0.0%	0.0%	0.0%	0.0%	0.0%	0.0%	0.0%	0.0%	0.0%	
FOREST CITY CAPITAL CORP	0.0%	0.0%	0.0%	0.0%	0.0%	0.0%	0.0%	0.0%	0.0%	
GERSHMAN INVESTMENT	0.0%	0.0%	40.0%	0.0%	20.0%	0.0%	0.0%	10.0%	0.0%	
GRANDBRIDGE REAL ESTATE CAP	0.0%	0.0%	20.0%	0.0%	0.0%	33.3%	0.0%	0.0%	0.0%	
GREAT LAKES FINANCIAL GRP	0.0%	0.0%	0.0%	0.0%	0.0%	0.0%	0.0%	0.0%	0.0%	
GREYSTONE FUNDING CORP (GREYSTONE SERVICING)	9.1%	0.0%	0.0%	36.7%	0.0%	0.0%	0.0%	10.0%	9.7%	
HAMPDEN PARK CAPITAL, LLC	0.0%	0.0%	0.0%	0.0%	0.0%	0.0%	0.0%	0.0%	0.0%	
HFC FUNDING CORP	0.0%	0.0%	0.0%	0.0%	0.0%	0.0%	0.0%	0.0%	0.0%	
HIGHLAND COMMERCIAL MTGE	0.0%	0.0%	0.0%	6.7%	0.0%	0.0%	0.0%	0.0%	1.1%	
HOUSING & HEALTHCARE FINC	0.0%	0.0%	0.0%	0.0%	0.0%	0.0%	0.0%	0.0%	0.0%	
JS MULTICAPITAL CORP	0.0%	0.0%	0.0%	0.0%	0.0%	0.0%	0.0%	0.0%	0.0%	
KEYBANK NA (KEYCORP REAL ESTATE CAP MKT)	0.0%	0.0%	0.0%	0.0%	0.0%	0.0%	0.0%	0.0%	0.0%	
LANCASTER POLLARD MTGE CO	0.0%	0.0%	0.0%	0.0%	10.0%	0.0%	0.0%	0.0%	4.3%	
LINKS MORTGAGE CORP	0.0%	0.0%	0.0%	0.0%	0.0%	0.0%	0.0%	0.0%	0.0%	
LOVE FUNDING CORP	0.0%	0.0%	0.0%	3.3%	10.0%	0.0%	33.3%	0.0%	2.2%	
M & T REALTY CORP	0.0%	0.0%	0.0%	0.0%	0.0%	0.0%	0.0%	0.0%	0.0%	
MASON JOSEPH COMPANY INC	0.0%	0.0%	0.0%	0.0%	0.0%	0.0%	0.0%	0.0%	10.8%	
MASSACHUSETTS HOUSING PARTNERSHIP	0.0%	0.0%	0.0%	0.0%	0.0%	0.0%	0.0%	0.0%	0.0%	
METROPOLITAN FUNDING CORP	0.0%	0.0%	0.0%	0.0%	0.0%	0.0%	0.0%	0.0%	1.1%	
MINNESOTA HFA	0.0%	0.0%	0.0%	0.0%	0.0%	0.0%	0.0%	0.0%	0.0%	
MUSA FINANCIAL LLC	0.0%	0.0%	0.0%	0.0%	0.0%	0.0%	0.0%	0.0%	1.1%	
NORTHMARQ FINANCE LLC	0.0%	16.7%	20.0%	0.0%	0.0%	33.3%	0.0%	0.0%	1.1%	
NORTHPOINT CAPITAL LLC	0.0%	0.0%	0.0%	0.0%	0.0%	0.0%	0.0%	0.0%	0.0%	
OAK GROVE COMMERCIAL MTG	0.0%	8.3%	0.0%	0.0%	0.0%	0.0%	0.0%	0.0%	0.0%	
OPPENHEIMER MF HSG & HCARE	0.0%	0.0%	0.0%	0.0%	10.0%	0.0%	0.0%	10.0%	2.2%	
P/R MTGE & INVEST CORP	0.0%	0.0%	0.0%	0.0%	10.0%	0.0%	0.0%	0.0%	1.1%	
PARAGON MORTGAGE	0.0%	0.0%	0.0%	0.0%	0.0%	0.0%	0.0%	0.0%	0.0%	
PENNSYLVANIA HFA	0.0%	0.0%	0.0%	0.0%	0.0%	0.0%	0.0%	0.0%	0.0%	
PILLAR CAPITAL FINANCE LLC	9.1%	0.0%	20.0%	0.0%	0.0%	0.0%	0.0%	0.0%	0.0%	
PINEVIEW CAPITAL GROUP, INC.	0.0%	0.0%	0.0%	0.0%	0.0%	0.0%	0.0%	0.0%	0.0%	
PNC BANK NA	0.0%	0.0%	0.0%	0.0%	0.0%	33.3%	0.0%	0.0%	0.0%	
PRUDENTIAL HUNTOON PAIGE	0.0%	0.0%	0.0%	3.3%	0.0%	0.0%	0.0%	0.0%	0.0%	
RED STONE AGENCY LENDING	0.0%	0.0%	0.0%	3.3%	0.0%	0.0%	0.0%	0.0%	0.0%	
REGIONS BANK	0.0%	0.0%	0.0%	0.0%	0.0%	0.0%	0.0%	0.0%	0.0%	
RICHMAC FUNDING LLC	0.0%	0.0%	0.0%	0.0%	0.0%	0.0%	0.0%	0.0%	0.0%	
ROCKHALL FUNDING CORP	0.0%	0.0%	0.0%	0.0%	0.0%	0.0%	0.0%	0.0%	2.2%	
ROCKPORT MORTGAGE	0.0%	0.0%	0.0%	0.0%	0.0%	0.0%	0.0%	0.0%	0.0%	
SIMS MORTGAGE FUNDING	0.0%	0.0%	0.0%	3.3%	0.0%	0.0%	0.0%	0.0%	0.0%	
WALKER AND DUNLOP LLC (CW CAPITAL)	0.0%	0.0%	0.0%	13.3%	0.0%	0.0%	0.0%	0.0%	7.5%	
WELLS FARGO BANK NA	0.0%	0.0%	0.0%	3.3%	0.0%	0.0%	0.0%	0.0%	3.2%	
WYATT FUNDING CORP	0.0%	0.0%	0.0%	0.0%	0.0%	0.0%	0.0%	0.0%	0.0%	
ZIEGLER FINANCING CORP	0.0%	0.0%	0.0%	0.0%	40.0%	0.0%	0.0%	0.0%	0.0%	

SHARE OF STATE MAP BUSINESS BY LENDER

LENDER	REGION: SAN FRANCISCO													
	Alaska	Arizona	California	Colorado	Hawaii	Idaho	Montana	Nevada	North Dakota	Oregon	South Dakota	Utah	Washington	Wyoming
RED MORTGAGE CAPITAL	0.0%	15.4%	12.9%	0.0%	0.0%	16.7%	0.0%	0.0%	0.0%	0.0%	0.0%	0.0%	5.3%	0.0%
ACRE CAPITAL LLC	0.0%	0.0%	4.3%	0.0%	0.0%	0.0%	0.0%	0.0%	0.0%	38.5%	0.0%	0.0%	10.5%	0.0%
AGM FINANCIAL SERVICES	0.0%	0.0%	0.0%	0.0%	0.0%	0.0%	0.0%	0.0%	0.0%	0.0%	0.0%	0.0%	0.0%	0.0%
ARBOR COMMERCIAL MTGE	0.0%	0.0%	1.4%	0.0%	0.0%	0.0%	0.0%	0.0%	0.0%	0.0%	0.0%	0.0%	0.0%	0.0%
ARMSTRONG MORTGAGE	0.0%	0.0%	0.0%	0.0%	0.0%	0.0%	0.0%	0.0%	0.0%	0.0%	0.0%	0.0%	0.0%	0.0%
BANK OF AMERICA NA	0.0%	0.0%	0.0%	0.0%	0.0%	0.0%	0.0%	0.0%	0.0%	0.0%	0.0%	0.0%	10.5%	0.0%
BANKERS GUARANTEE TITLE TR	0.0%	0.0%	0.0%	0.0%	0.0%	0.0%	0.0%	0.0%	0.0%	0.0%	0.0%	0.0%	0.0%	0.0%
BEDFORD LENDING CORP	0.0%	0.0%	0.0%	0.0%	0.0%	50.0%	0.0%	0.0%	0.0%	0.0%	0.0%	0.0%	0.0%	0.0%
BELLWETHER REAL EST CAPITAL	0.0%	0.0%	0.0%	0.0%	0.0%	0.0%	0.0%	0.0%	0.0%	0.0%	0.0%	0.0%	0.0%	0.0%
BERKADIA COMMERCIAL MTG	0.0%	7.7%	15.7%	12.5%	0.0%	0.0%	0.0%	0.0%	0.0%	7.7%	0.0%	0.0%	10.5%	0.0%
BERKELEY POINT CAPITAL LLC	0.0%	0.0%	1.4%	0.0%	0.0%	0.0%	0.0%	0.0%	0.0%	0.0%	0.0%	0.0%	0.0%	0.0%
BONNEVILLE MORTGAGE CO	0.0%	7.7%	0.0%	0.0%	0.0%	0.0%	0.0%	0.0%	0.0%	0.0%	0.0%	11.1%	0.0%	0.0%
CALIFORNIA COMMTY REINVTM CORP	0.0%	0.0%	1.4%	0.0%	0.0%	0.0%	0.0%	0.0%	0.4%	0.0%	0.0%	0.0%	0.0%	0.0%
CAPITAL FUNDING LLC	0.0%	0.0%	0.0%	0.0%	0.0%	0.0%	0.0%	0.0%	0.0%	0.0%	50.0%	0.0%	0.0%	0.0%
CAPITAL ONE MF FINANCE LLC	0.0%	0.0%	0.0%	0.0%	0.0%	0.0%	33.3%	16.7%	0.0%	0.0%	0.0%	0.0%	0.0%	0.0%
CBRE HMF INC	0.0%	0.0%	4.3%	0.0%	0.0%	16.7%	0.0%	0.0%	0.0%	0.0%	0.0%	11.1%	15.8%	0.0%
CENTENNIAL MORTGAGE	0.0%	0.0%	12.9%	0.0%	0.0%	0.0%	33.3%	16.7%	0.0%	7.7%	0.0%	11.1%	0.0%	0.0%
CENTERLINE MTGE CAPITAL	0.0%	0.0%	0.0%	0.0%	0.0%	0.0%	0.0%	0.0%	0.0%	0.0%	0.0%	0.0%	0.0%	0.0%
CENTRAL NATIONAL BANK&TRUST	0.0%	0.0%	0.0%	0.0%	0.0%	0.0%	0.0%	0.0%	0.0%	0.0%	0.0%	0.0%	0.0%	0.0%
CENTURY HEALTH CAPITAL	0.0%	0.0%	0.0%	0.0%	0.0%	0.0%	0.0%	0.0%	0.0%	0.0%	0.0%	0.0%	0.0%	0.0%
CHAMBERS BANK	0.0%	0.0%	0.0%	0.0%	0.0%	0.0%	0.0%	0.0%	0.0%	0.0%	0.0%	0.0%	0.0%	0.0%
CHURCHILL MORTGAGE INVTM LLC	0.0%	0.0%	0.0%	0.0%	0.0%	0.0%	0.0%	0.0%	0.0%	0.0%	0.0%	0.0%	0.0%	0.0%
COLUMBIA NATL REAL ESTATE	0.0%	0.0%	0.0%	0.0%	0.0%	0.0%	0.0%	0.0%	0.0%	0.0%	0.0%	0.0%	0.0%	0.0%
COSMOPOLITAN CAPITAL FUNDING, LLC	0.0%	0.0%	0.0%	0.0%	0.0%	0.0%	0.0%	0.0%	0.0%	0.0%	0.0%	11.1%	0.0%	33.3%
CRAIN MORTGAGE GROUP, LLC	0.0%	0.0%	0.0%	0.0%	0.0%	0.0%	0.0%	0.0%	0.0%	0.0%	0.0%	0.0%	0.0%	0.0%
DAVIS-PENN MTGE	0.0%	0.0%	0.0%	0.0%	100.0%	0.0%	0.0%	0.0%	0.0%	0.0%	0.0%	0.0%	0.0%	0.0%
DOUGHERTY MORTGAGE LLC	0.0%	7.7%	1.4%	0.0%	0.0%	0.0%	0.0%	0.0%	0.0%	0.0%	0.0%	0.0%	0.0%	0.0%
DRAPER & KRAMER COMCL MTGE	0.0%	0.0%	0.0%	0.0%	0.0%	0.0%	0.0%	0.0%	0.0%	0.0%	0.0%	0.0%	0.0%	0.0%
DWIGHT CAPITAL LLC	0.0%	0.0%	7.1%	6.3%	0.0%	0.0%	0.0%	0.0%	0.0%	7.7%	0.0%	11.1%	15.8%	33.3%
EASTERN MORTGAGE CAPITAL LLC	0.0%	0.0%	0.0%	0.0%	0.0%	0.0%	0.0%	0.0%	0.0%	0.0%	0.0%	0.0%	0.0%	0.0%
FIRST AMERICAN CAPITAL GRP	0.0%	0.0%	0.0%	0.0%	0.0%	0.0%	0.0%	0.0%	0.0%	0.0%	0.0%	0.0%	0.0%	0.0%
FIRST HSG DEVMT CORP OF FL	0.0%	0.0%	0.0%	0.0%	0.0%	0.0%	0.0%	0.0%	0.0%	0.0%	0.0%	0.0%	0.0%	0.0%
FOREST CITY CAPITAL CORP	0.0%	0.0%	0.0%	0.0%	0.0%	0.0%	0.0%	0.0%	0.0%	0.0%	0.0%	0.0%	0.0%	0.0%
GERSHMAN INVESTMENT	0.0%	0.0%	0.0%	0.0%	0.0%	0.0%	0.0%	0.0%	0.0%	0.0%	0.0%	0.0%	0.0%	0.0%
GRANDBRIDGE REAL ESTATE CAP	0.0%	0.0%	0.0%	0.0%	0.0%	0.0%	0.0%	0.0%	0.0%	0.0%	0.0%	0.0%	0.0%	0.0%
GREAT LAKES FINANCIAL GRP	0.0%	0.0%	0.0%	0.0%	0.0%	0.0%	0.0%	0.0%	0.0%	0.0%	0.0%	0.0%	0.0%	0.0%
GREYSTONE FUNDING CORP (GREYSTONE SERVICING)	0.0%	25.1%	1.4%	18.8%	0.0%	16.7%	0.0%	33.3%	0.0%	0.0%	0.0%	11.1%	5.3%	0.0%
HAMPDEN PARK CAPITAL, LLC	0.0%	0.0%	0.0%	0.0%	0.0%	0.0%	0.0%	0.0%	0.0%	0.0%	0.0%	0.0%	0.0%	0.0%
HFC FUNDING CORP	0.0%	0.0%	0.0%	0.0%	0.0%	0.0%	0.0%	0.0%	0.0%	0.0%	0.0%	0.0%	0.0%	0.0%
HIGHLAND COMMERCIAL MTGE	0.0%	0.0%	0.0%	0.0%	0.0%	0.0%	0.0%	0.0%	0.0%	0.0%	0.0%	0.0%	0.0%	0.0%
HOUSING & HEALTHCARE FINC	0.0%	0.0%	0.0%	0.0%	0.0%	0.0%	0.0%	0.0%	0.0%	0.0%	0.0%	0.0%	0.0%	0.0%
JS MULTICAPITAL CORP	0.0%	0.0%	0.0%	0.0%	0.0%	0.0%	0.0%	0.0%	0.0%	0.0%	0.0%	0.0%	0.0%	0.0%
KEYBANK NA (KEYCORP REAL ESTATE CAP MKT)	0.0%	0.0%	1.4%	6.3%	0.0%	0.0%	0.0%	0.0%	0.0%	7.7%	0.0%	11.1%	0.0%	0.0%
LANCASTER POLLARD MTGE CO	0.0%	0.0%	11.4%	0.0%	0.0%	0.0%	0.0%	16.7%	0.0%	0.0%	0.0%	0.0%	0.0%	0.0%
LINKS MORTGAGE CORP	0.0%	0.0%	0.0%	0.0%	0.0%	0.0%	0.0%	0.0%	0.0%	0.0%	0.0%	0.0%	0.0%	0.0%
LOVE FUNDING CORP	0.0%	0.0%	2.9%	25.0%	0.0%	0.0%	33.3%	0.0%	0.0%	0.0%	0.0%	0.0%	0.0%	0.0%
M & T REALTY CORP	0.0%	0.0%	0.0%	0.0%	0.0%	0.0%	0.0%	0.0%	0.0%	0.0%	0.0%	0.0%	0.0%	0.0%
MASON JOSEPH COMPANY INC	0.0%	0.0%	0.0%	0.0%	0.0%	0.0%	0.0%	0.0%	0.0%	0.0%	0.0%	0.0%	0.0%	0.0%
MASSACHUSETTS HOUSING PARTNERSHIP	0.0%	0.0%	0.0%	0.0%	0.0%	0.0%	0.0%	0.0%	0.0%	0.0%	0.0%	0.0%	0.0%	0.0%
METROPOLITAN FUNDING CORP	0.0%	0.0%	0.0%	0.0%	0.0%	0.0%	0.0%	0.0%	0.0%	0.0%	0.0%	0.0%	0.0%	0.0%
MINNESOTA HFA	0.0%	0.0%	0.0%	0.0%	0.0%	0.0%	0.0%	0.0%	0.0%	0.0%	0.0%	0.0%	0.0%	0.0%
MUSA FINANCIAL LLC	0.0%	0.0%	0.0%	0.0%	0.0%	0.0%	0.0%	0.0%	0.0%	0.0%	0.0%	0.0%	0.0%	0.0%
NORTHMARQ FINANCE LLC	0.0%	0.0%	1.4%	6.3%	0.0%	0.0%	0.0%	0.0%	0.0%	0.0%	0.0%	0.0%	0.0%	0.0%
NORTHPOINT CAPITAL LLC	0.0%	0.0%	0.0%	0.0%	0.0%	0.0%	0.0%	0.0%	0.0%	0.0%	0.0%	0.0%	0.0%	0.0%
OAK GROVE COMMERCIAL MTG	0.0%	0.0%	1.4%	0.0%	0.0%	0.0%	0.0%	0.0%	0.0%	0.0%	0.0%	0.0%	0.0%	0.0%
OPPENHEIMER MF HSG & HCARE	0.0%	0.0%	0.0%	0.0%	0.0%	0.0%	0.0%	0.0%	33.3%	0.0%	0.0%	0.0%	10.5%	0.0%
P/R MTGE & INVEST CORP	0.0%	0.0%	1.4%	0.0%	0.0%	0.0%	0.0%	0.0%	0.0%	7.7%	0.0%	0.0%	0.0%	0.0%
PARAGON MORTGAGE	0.0%	46.2%	0.0%	0.0%	0.0%	0.0%	0.0%	0.0%	0.0%	0.0%	0.0%	0.0%	0.0%	0.0%
PENNSYLVANIA HFA	0.0%	0.0%	0.0%	0.0%	0.0%	0.0%	0.0%	0.0%	0.0%	0.0%	0.0%	0.0%	0.0%	0.0%
PILLAR CAPITAL FINANCE LLC	0.0%	0.0%	1.4%	0.0%	0.0%	0.0%	0.0%	0.0%	33.3%	0.0%	0.0%	0.0%	0.0%	0.0%
PINEVIEW CAPITAL GROUP, INC.	0.0%	0.0%	1.4%	0.0%	0.0%	0.0%	0.0%	0.0%	0.0%	0.0%	0.0%	0.0%	0.0%	0.0%
PNC BANK NA	0.0%	0.0%	20.0%	0.0%	0.0%	0.0%	0.0%	0.0%	0.0%	7.7%	0.0%	0.0%	10.5%	0.0%
PRUDENTIAL HUNTOON PAIGE	0.0%	0.0%	1.4%	6.3%	0.0%	0.0%	0.0%	0.0%	33.3%	0.0%	0.0%	11.1%	5.3%	0.0%
RED STONE AGENCY LENDING	0.0%	0.0%	0.0%	6.3%	0.0%	0.0%	0.0%	0.0%	0.0%	0.0%	0.0%	0.0%	0.0%	0.0%
REGIONS BANK	0.0%	0.0%	0.0%	0.0%	0.0%	0.0%	0.0%	0.0%	0.0%	0.0%	0.0%	0.0%	0.0%	0.0%
RICHMAC FUNDING LLC	0.0%	0.0%	0.0%	0.0%	0.0%	0.0%	0.0%	0.0%	0.0%	0.0%	0.0%	0.0%	0.0%	0.0%
ROCKHALL FUNDING CORP	0.0%	0.0%	1.4%	0.0%	0.0%	0.0%	0.0%	0.0%	0.0%	0.0%	0.0%	0.0%	0.0%	0.0%
ROCKPORT MORTGAGE	0.0%	0.0%	0.0%	6.3%	0.0%	0.0%	0.0%	0.0%	0.0%	7.7%	0.0%	0.0%	0.0%	0.0%
SIMS MORTGAGE FUNDING	0.0%	0.0%	0.0%	0.0%	0.0%	0.0%	0.0%	0.0%	0.0%	0.0%	0.0%	0.0%	0.0%	0.0%
WALKER AND DUNLOP LLC (CW CAPITAL)	0.0%	7.7%	1.4%	0.0%	0.0%	16.7%	0.0%	0.0%	0.0%	7.7%	0.0%	0.0%	0.0%	33.3%
WELLS FARGO BANK NA	0.0%	0.0%	0.0%	6.3%	0.0%	0.0%	0.0%	16.7%	0.0%	0.0%	50.0%	11.1%	5.3%	0.0%
WYATT FUNDING CORP	0.0%	0.0%	0.0%	0.0%	0.0%	0.0%	0.0%	0.0%	0.0%	0.0%	0.0%	0.0%	0.0%	0.0%
ZIEGLER FINANCING CORP	0.0%	0.0%	1.4%	0.0%	0.0%	0.0%	0.0%	0.0%	0.0%	0.0%	0.0%	0.0%	0.0%	0.0%

MAP FIRM COMMITMENTS BY PROGRAM & STATE

Region	State	a7	232/223f	NC/SR	241a	TOTAL
NEW YORK CITY	Connecticut	3	2	0	0	5
	Delaware	0	0	0	0	0
	District Of Columbia	3	3	3	0	9
	Maine	0	1	0	0	1
	Maryland	2	20	19	0	41
	Massachusetts	7	30	1	0	38
	New Hampshire	1	2	0	0	3
	New Jersey	0	5	3	0	8
	New York	1	21	4	0	26
	Pennsylvania	0	13	1	0	14
	Rhode Island	1	0	0	0	1
	Vermont	0	0	0	0	0
	Virginia	3	21	11	0	35
West Virginia	3	6	2	0	11	
ATLANTA	Alabama	1	5	8	0	14
	Florida	2	24	3	1	30
	Georgia	2	22	5	0	29
	Kentucky	0	5	1	1	7
	Mississippi	2	4	0	0	6
	North Carolina	6	20	7	1	34
	Puerto Rico	1	4	0	0	5
	South Carolina	1	6	2	0	9
	Tennessee	11	14	10	1	36
	Virgin Islands	0	1	0	0	1
CHICAGO	Illinois	4	27	9	1	41
	Indiana	11	35	3	1	50
	Michigan	8	32	8	2	50
	Minnesota	9	10	9	1	29
	Ohio	11	18	8	0	37
	Wisconsin	1	15	1	1	18
FORT WORTH	Arkansas	5	3	3	0	11
	Iowa	3	5	4	0	12
	Kansas	0	3	2	0	5
	Louisiana	4	16	9	1	30
	Missouri	0	6	4	0	10
	Nebraska	0	3	0	0	3
	New Mexico	1	1	1	0	3
	Oklahoma	2	2	6	0	10
	Texas	29	35	32	0	96
SAN FRANCISCO	Alaska	0	0	0	0	0
	Arizona	4	6	5	0	15
	California	28	38	13	0	79
	Colorado	1	12	3	0	16
	Hawaii	0	1	0	0	1
	Idaho	0	2	5	0	7
	Montana	0	1	2	0	3
	Nevada	2	4	0	0	6
	North Dakota	0	2	1	0	3
	Oregon	2	8	3	0	13
	South Dakota	0	2	0	0	2
	Utah	4	2	3	0	9
	Washington	5	9	6	0	20
Wyoming	2	1	0	0	3	
TOTAL		186	528	220	11	945

FHA Lender Ranking Summary | **FY 2015**

Chapter 5: **LEAN LENDING ACTIVITY**
BY STATE & LENDER

LEAN LOANS (FIRM COMMITMENTS) BY LENDER & PROJECT LOCATION

REGION: NEW YORK CITY															Total
LENDER	Connecticut	Delaware	District Of Columbia	Maine	Maryland	Massachusetts	New Hampshire	New Jersey	New York	Pennsylvania	Rhode Island	Vermont	Virginia	West Virginia	
RED MORTGAGE CAPITAL	0	0	0	0	0	0	0	0	0	0	0	0	0	0	0
ACRE CAPITAL LLC	0	0	0	0	0	0	0	0	0	0	0	0	0	0	0
ARBOR COMMERCIAL MTGE	0	0	0	0	0	0	0	0	0	0	0	0	0	0	0
BELLWETHER REAL EST CAPITAL	0	0	0	0	0	0	0	0	0	0	0	0	0	0	0
BERKADIA COMMERCIAL MTG	0	0	0	0	0	0	0	0	0	0	0	0	0	0	0
BERKELEY POINT CAPITAL LLC	0	0	0	0	0	0	0	0	0	0	0	0	0	0	0
CAIN BROTHERS FUNDING LLC	0	0	0	0	0	0	0	0	0	0	0	0	0	0	0
CAMBRIDGE REALTY CAPITAL	0	0	0	0	0	0	0	0	0	0	0	0	0	0	0
CAPITAL FUNDING LLC	0	0	0	0	1	0	0	0	2	0	0	0	0	0	3
CAPITAL ONE MF FINANCE LLC	0	0	0	0	0	0	0	0	0	0	0	0	0	0	0
CBRE HMF INC	0	0	0	0	0	0	0	0	0	0	0	0	0	0	0
CENTENNIAL MORTGAGE	0	0	0	0	0	0	0	0	0	0	0	0	0	0	0
CENTURY HEALTH CAPITAL	0	0	0	0	0	0	0	0	3	0	0	0	0	0	3
DOUGHERTY MORTGAGE LLC	0	0	0	0	0	0	0	0	0	0	0	0	0	0	0
DRAPER & KRAMER COMCL MTGE	0	0	0	0	0	0	0	0	0	0	0	0	0	0	0
DWIGHT CAPITAL LLC	0	0	0	0	0	0	0	0	0	0	0	0	0	0	0
EASTERN MORTGAGE CAPITAL LLC	0	0	0	0	0	0	0	0	0	0	0	0	0	0	0
FIRST AMERICAN CAPITAL GRP	0	0	0	0	0	0	0	1	0	0	0	0	0	0	1
GERSHMAN INVESTMENT	0	0	0	0	0	0	0	0	0	0	0	0	0	0	0
GRANDBRIDGE REAL ESTATE CAP	0	0	0	0	0	0	0	0	0	0	0	0	1	0	1
GREYSTONE FUNDING CORP (GREYSTONE SERVICING)	0	0	0	0	0	0	2	1	1	0	0	1	0	0	5
HOUSING & HEALTHCARE FINC	3	0	0	0	1	0	3	7	5	1	0	0	0	0	20
KEYBANK NA (KEYCORP REAL ESTATE CAP MKT)	0	0	0	0	0	0	0	2	0	0	0	0	0	1	3
LANCASTER POLLARD MTGE CO	1	0	0	0	1	1	0	1	1	2	0	0	3	0	10
LINKS MORTGAGE CORP	0	0	0	0	0	0	0	0	0	0	0	0	0	0	0
LOVE FUNDING CORP	0	0	0	0	0	0	0	0	0	0	0	0	0	0	0
M & T REALTY CORP	2	0	0	0	0	0	0	2	4	0	0	1	2	0	11
NORTHMARQ FINANCE LLC	0	0	0	0	0	0	0	0	0	0	0	0	0	0	0
OAK GROVE COMMERCIAL MTG	0	0	0	0	0	0	0	1	0	0	0	0	0	0	1
OPPENHEIMER MF HSG & HCARE	0	0	0	0	0	1	0	0	0	0	0	0	0	0	1
P/R MTGE & INVEST CORP	0	0	0	0	0	0	0	0	0	0	0	0	0	0	0
PARAGON MORTGAGE	0	0	0	0	0	0	0	0	0	0	0	0	0	0	0
PILLAR CAPITAL FINANCE LLC	0	0	0	0	0	0	0	0	1	0	0	0	1	0	2
PINEVIEW CAPITAL GROUP, INC.	0	0	0	0	0	0	0	0	0	0	0	0	0	0	0
PRUDENTIAL HUNTOON PAIGE	0	0	0	0	0	0	0	0	0	0	0	0	0	0	0
REGIONS BANK	0	0	0	0	0	0	0	0	0	1	0	0	0	0	1
ROCKHALL FUNDING CORP	0	0	0	0	0	0	0	0	0	0	0	2	0	0	2
ROCKPORT MORTGAGE	0	0	0	0	0	3	0	0	0	0	0	0	0	0	3
SIMS MORTGAGE FUNDING	0	0	0	0	0	0	0	0	0	0	1	0	0	0	1
WALKER AND DUNLOP LLC (CW CAPITAL)	0	0	0	0	0	0	0	0	0	0	0	0	0	0	0
WELLS FARGO BANK NA	0	0	0	0	0	0	0	0	0	0	0	0	0	0	0
TOTAL	6	0	0	0	3	5	5	15	17	4	2	4	7	1	69

LEAN LOANS (FIRM COMMITMENTS) BY LENDER & PROJECT LOCATION

REGION: ATLANTA											
LENDER	Alabama	Florida	Georgia	Kentucky	Mississippi	North Carolina	Puerto Rico	South Carolina	Tennessee	Virgin Islands	Total
RED MORTGAGE CAPITAL	0	4	0	0	0	0	0	0	0	0	4
ACRE CAPITAL LLC	0	0	0	0	0	0	0	0	0	0	0
ARBOR COMMERCIAL MTGE	0	0	0	0	0	0	0	0	0	0	0
BELLWETHER REAL EST CAPITAL	0	0	0	0	0	0	0	0	0	0	0
BERKADIA COMMERCIAL MTG	0	1	0	0	0	3	0	1	1	0	6
BERKELEY POINT CAPITAL LLC	0	0	0	0	0	0	0	0	0	0	0
CAIN BROTHERS FUNDING LLC	0	0	0	0	0	0	0	0	0	0	0
CAMBRIDGE REALTY CAPITAL	0	0	0	0	0	0	0	0	0	0	0
CAPITAL FUNDING LLC	0	3	0	1	0	0	0	0	0	0	4
CAPITAL ONE MF FINANCE LLC	0	0	0	0	0	0	0	0	0	0	0
CBRE HMF INC	0	0	0	0	0	0	0	0	0	0	0
CENTENNIAL MORTGAGE	0	0	1	0	0	0	0	0	0	0	1
CENTURY HEALTH CAPITAL	0	0	0	0	0	0	0	0	0	0	0
DOUGHERTY MORTGAGE LLC	0	0	0	0	0	0	0	0	0	0	0
DRAPER & KRAMER COMCL MTGE	0	0	0	0	0	0	0	0	0	0	0
DWIGHT CAPITAL LLC	0	0	0	0	0	0	0	0	0	0	0
EASTERN MORTGAGE CAPITAL LLC	0	0	0	0	0	0	0	0	0	0	0
FIRST AMERICAN CAPITAL GRP	0	0	0	0	0	0	0	0	0	0	0
GERSHMAN INVESTMENT	0	0	0	0	0	0	0	0	0	0	0
GRANDBRIDGE REAL ESTATE CAP	0	0	0	0	0	0	0	0	0	0	0
GREYSTONE FUNDING CORP (GREYSTONE SERVICING)	0	0	0	0	0	1	0	0	0	0	1
HOUSING & HEALTHCARE FINC	0	2	0	1	0	0	0	0	0	0	3
KEYBANK NA (KEYCORP REAL ESTATE CAP MKT)	0	2	0	0	0	5	0	0	0	0	7
LANCASTER POLLARD MTGE CO	0	2	4	3	0	4	0	0	0	0	13
LINKS MORTGAGE CORP	0	0	0	0	0	3	0	0	0	0	3
LOVE FUNDING CORP	0	2	0	0	0	0	0	0	0	0	2
M & T REALTY CORP	0	0	0	0	0	0	0	0	0	0	0
NORTHMARQ FINANCE LLC	0	0	0	0	0	0	0	0	0	0	0
OAK GROVE COMMERCIAL MTG	0	0	0	0	0	3	0	0	0	0	3
OPPENHEIMER MF HSG & HCARE	0	0	0	0	0	0	0	0	0	0	0
P/R MTGE & INVEST CORP	0	0	0	0	0	0	0	0	0	0	0
PARAGON MORTGAGE	0	0	0	0	0	0	0	0	0	0	0
PILLAR CAPITAL FINANCE LLC	0	1	0	0	0	0	0	0	0	0	1
PINEVIEW CAPITAL GROUP, INC.	0	0	0	0	0	0	0	0	0	0	0
PRUDENTIAL HUNTOON PAIGE	0	0	0	0	0	0	0	0	0	0	0
REGIONS BANK	0	5	0	0	1	0	0	0	0	0	6
ROCKHALL FUNDING CORP	0	0	0	0	0	0	0	0	0	0	0
ROCKPORT MORTGAGE	0	0	0	0	0	0	0	0	0	0	0
SIMS MORTGAGE FUNDING	0	0	0	0	0	0	0	0	0	0	0
WALKER AND DUNLOP LLC (CW CAPITAL)	1	0	0	0	0	0	0	0	2	0	3
WELLS FARGO BANK NA	0	0	0	0	0	0	0	0	0	0	0
TOTAL	1	18	5	5	1	19	0	1	3	0	53

LEAN LOANS (FIRM COMMITMENTS) BY LENDER & PROJECT LOCATION

REGION: CHICAGO								Total
LENDER	Illinois	Indiana	Michigan	Minnesota	Ohio	Wisconsin		
RED MORTGAGE CAPITAL	0	0	0	0	2	0	2	
ACRE CAPITAL LLC	0	0	0	0	0	1	1	
ARBOR COMMERCIAL MTGE	0	0	0	1	0	0	1	
BELLWETHER REAL EST CAPITAL	0	0	0	0	1	0	1	
BERKADIA COMMERCIAL MTG	0	0	0	0	0	0	0	
BERKELEY POINT CAPITAL LLC	0	0	0	0	0	0	0	
CAIN BROTHERS FUNDING LLC	0	0	0	0	0	0	0	
CAMBRIDGE REALTY CAPITAL	5	0	0	0	2	0	7	
CAPITAL FUNDING LLC	6	0	0	0	0	0	6	
CAPITAL ONE MF FINANCE LLC	3	0	0	0	0	0	3	
CBRE HMF INC	0	0	0	0	0	0	0	
CENTENNIAL MORTGAGE	0	0	0	0	0	0	0	
CENTURY HEALTH CAPITAL	0	0	0	0	0	0	0	
DOUGHERTY MORTGAGE LLC	0	0	0	1	0	0	1	
DRAPER & KRAMER COMCL MTGE	1	0	0	0	0	0	1	
DWIGHT CAPITAL LLC	0	0	0	0	0	0	0	
EASTERN MORTGAGE CAPITAL LLC	0	0	1	0	0	0	1	
FIRST AMERICAN CAPITAL GRP	0	0	0	0	0	0	0	
GERSHMAN INVESTMENT	0	0	0	0	0	1	1	
GRANDBRIDGE REAL ESTATE CAP	0	0	0	0	0	0	0	
GREYSTONE FUNDING CORP (GREYSTONE SERVICING)	11	0	1	0	0	0	12	
HOUSING & HEALTHCARE FINC	2	0	0	0	2	0	4	
KEYBANK NA (KEYCORP REAL ESTATE CAP MKT)	0	0	0	0	0	0	0	
LANCASTER POLLARD MTGE CO	3	3	1	2	7	0	16	
LINKS MORTGAGE CORP	0	0	0	0	1	0	1	
LOVE FUNDING CORP	1	0	1	0	6	0	8	
M & T REALTY CORP	0	0	0	0	0	0	0	
NORTHMARQ FINANCE LLC	0	0	0	0	0	0	0	
OAK GROVE COMMERCIAL MTG	0	0	0	1	0	0	1	
OPPENHEIMER MF HSG & HCARE	0	0	0	0	0	0	0	
P/R MTGE & INVEST CORP	0	3	0	0	0	0	3	
PARAGON MORTGAGE	0	0	0	0	0	0	0	
PILLAR CAPITAL FINANCE LLC	1	0	0	0	1	0	2	
PINEVIEW CAPITAL GROUP, INC.	1	0	0	0	0	0	1	
PRUDENTIAL HUNTOON PAIGE	0	0	0	0	0	0	0	
REGIONS BANK	0	7	0	0	0	0	7	
ROCKHALL FUNDING CORP	0	0	0	0	0	0	0	
ROCKPORT MORTGAGE	0	0	0	0	0	0	0	
SIMS MORTGAGE FUNDING	0	0	0	0	0	0	0	
WALKER AND DUNLOP LLC (CW CAPITAL)	0	0	0	0	0	0	0	
WELLS FARGO BANK NA	0	0	1	0	0	0	1	
TOTAL	34	13	5	5	20	2	79	

LEAN LOANS (FIRM COMMITMENTS) BY LENDER & PROJECT LOCATION

REGION: FORT WORTH										
LENDER	Arkansas	Iowa	Kansas	Louisiana	Missouri	Nebraska	New Mexico	Oklahoma	Texas	Total
RED MORTGAGE CAPITAL	0	1	0	0	0	0	0	0	3	4
ACRE CAPITAL LLC	0	0	0	0	0	0	0	0	0	0
ARBOR COMMERCIAL MTGE	0	0	0	0	0	0	0	0	0	0
BELLWETHER REAL EST CAPITAL	0	0	0	0	0	0	0	0	0	0
BERKADIA COMMERCIAL MTG	0	0	0	0	0	0	0	0	0	0
BERKELEY POINT CAPITAL LLC	0	0	0	0	0	0	0	0	0	0
CAIN BROTHERS FUNDING LLC	0	0	0	0	0	0	0	0	0	0
CAMBRIDGE REALTY CAPITAL	0	1	1	0	0	0	0	0	0	2
CAPITAL FUNDING LLC	0	0	0	0	0	0	0	0	1	1
CAPITAL ONE MF FINANCE LLC	0	0	0	0	0	0	0	0	0	0
CBRE HMF INC	0	0	0	0	0	0	0	0	0	0
CENTENNIAL MORTGAGE	0	0	0	0	0	0	0	0	0	0
CENTURY HEALTH CAPITAL	0	0	0	0	0	0	0	0	0	0
DOUGHERTY MORTGAGE LLC	0	0	0	0	0	0	0	0	0	0
DRAPER & KRAMER COMCL MTGE	0	0	0	0	0	0	0	0	0	0
DWIGHT CAPITAL LLC	0	0	0	0	0	0	0	0	0	0
EASTERN MORTGAGE CAPITAL LLC	0	0	0	0	0	0	0	0	0	0
FIRST AMERICAN CAPITAL GRP	0	0	0	0	0	0	0	0	0	0
GERSHMAN INVESTMENT	0	0	0	0	1	0	0	0	0	1
GRANDBRIDGE REAL ESTATE CAP	0	0	0	0	0	0	0	0	0	0
GREYSTONE FUNDING CORP (GREYSTONE SERVICING)	0	0	0	0	1	0	0	0	1	2
HOUSING & HEALTHCARE FINC	0	0	0	0	0	0	0	0	0	0
KEYBANK NA (KEYCORP REAL ESTATE CAP MKT)	0	0	0	0	1	0	0	0	3	4
LANCASTER POLLARD MTGE CO	0	0	0	6	0	0	0	0	1	7
LINKS MORTGAGE CORP	0	0	0	0	0	0	0	0	0	0
LOVE FUNDING CORP	0	0	0	0	0	0	0	0	0	0
M & T REALTY CORP	0	0	0	0	0	0	0	0	0	0
NORTHMARQ FINANCE LLC	0	1	0	0	0	0	0	0	0	1
OAK GROVE COMMERCIAL MTG	0	1	0	0	0	0	0	0	0	1
OPPENHEIMER MF HSG & HCARE	0	0	0	0	0	0	0	0	0	0
P/R MTGE & INVEST CORP	0	0	0	0	0	0	0	0	0	0
PARAGON MORTGAGE	0	0	0	0	0	0	0	0	0	0
PILLAR CAPITAL FINANCE LLC	0	0	0	0	0	0	1	0	0	1
PINEVIEW CAPITAL GROUP, INC.	0	1	0	0	0	0	0	0	0	1
PRUDENTIAL HUNTOON PAIGE	0	0	0	0	0	1	0	0	0	1
REGIONS BANK	0	0	0	0	0	0	0	0	0	0
ROCKHALL FUNDING CORP	0	0	0	0	0	0	0	0	0	0
ROCKPORT MORTGAGE	0	0	0	0	0	0	0	0	0	0
SIMS MORTGAGE FUNDING	0	0	0	0	0	0	0	0	0	0
WALKER AND DUNLOP LLC (CW CAPITAL)	0	0	1	0	0	0	0	0	0	1
WELLS FARGO BANK NA	0	0	0	0	0	0	0	0	0	0
TOTAL	0	4	2	6	3	1	1	0	6	23

LEAN LOANS (FIRM COMMITMENTS) BY LENDER & PROJECT LOCATION

REGION: SAN FRANCISCO															
LENDER	Alaska	Arizona	California	Colorado	Hawaii	Idaho	Montana	Nevada	North Dakota	Oregon	South Dakota	Utah	Washington	Wyoming	
RED MORTGAGE CAPITAL	0	1	0	0	0	0	0	0	0	0	0	1	1	0	3
ACRE CAPITAL LLC	0	1	0	0	0	0	0	0	0	0	0	0	2	0	3
ARBOR COMMERCIAL MTGE	1	0	0	0	0	0	0	0	0	0	0	0	0	0	1
BELLWETHER REAL EST CAPITAL	0	0	0	0	0	0	0	0	0	0	0	0	0	0	0
BERKADIA COMMERCIAL MTG	0	0	0	0	0	1	0	0	0	0	0	1	1	0	3
BERKELEY POINT CAPITAL LLC	0	0	0	0	0	0	0	0	0	1	0	0	0	0	1
CAIN BROTHERS FUNDING LLC	0	0	1	0	0	0	0	0	0	0	0	0	0	0	1
CAMBRIDGE REALTY CAPITAL	0	0	3	0	0	0	0	0	0	0	0	0	0	0	3
CAPITAL FUNDING LLC	0	0	7	0	0	0	0	0	0	0	0	0	0	0	7
CAPITAL ONE MF FINANCE LLC	0	0	4	0	0	0	0	0	0	0	0	0	0	0	4
CBRE HMF INC	0	0	0	0	0	0	0	0	0	1	0	1	0	0	2
CENTENNIAL MORTGAGE	0	0	0	0	0	0	0	0	0	0	0	1	0	0	1
CENTURY HEALTH CAPITAL	0	0	0	0	0	0	0	0	0	0	0	0	0	0	0
DOUGHERTY MORTGAGE LLC	0	1	0	0	0	0	0	0	0	0	0	0	0	0	1
DRAPER & KRAMER COMCL MTGE	0	0	0	0	0	0	0	0	0	0	0	0	0	0	0
DWIGHT CAPITAL LLC	0	1	0	0	0	0	0	0	0	0	0	0	0	0	1
EASTERN MORTGAGE CAPITAL LLC	0	0	0	0	0	0	0	0	0	0	0	0	0	0	0
FIRST AMERICAN CAPITAL GRP	0	0	0	0	0	0	0	0	0	0	0	0	0	0	0
GERSHMAN INVESTMENT	0	0	0	0	0	0	0	0	0	0	0	0	0	0	0
GRANDBRIDGE REAL ESTATE CAP	0	0	0	0	0	0	0	0	0	0	0	0	0	0	0
GREYSTONE FUNDING CORP (GREYSTONE SERVICING)	0	1	0	0	0	0	0	0	0	1	0	1	0	0	3
HOUSING & HEALTHCARE FINC	0	0	0	0	0	0	0	0	0	0	0	0	0	0	0
KEYBANK NA (KEYCORP REAL ESTATE CAP MKT)	0	0	1	0	0	0	0	0	0	2	0	0	0	0	3
LANCASTER POLLARD MTGE CO	0	2	5	0	0	0	0	0	0	0	0	3	3	0	13
LINKS MORTGAGE CORP	0	0	0	0	0	0	0	0	0	0	0	0	0	0	0
LOVE FUNDING CORP	0	0	0	0	0	0	0	0	0	0	0	0	0	0	0
M & T REALTY CORP	0	0	0	0	0	0	0	0	0	0	0	0	0	0	0
NORTHMARQ FINANCE LLC	0	0	0	0	0	0	0	0	0	0	0	0	0	0	0
OAK GROVE COMMERCIAL MTG	0	0	0	0	0	0	1	0	0	0	0	0	0	0	1
OPPENHEIMER MF HSG & HCARE	0	0	0	0	0	0	0	0	0	0	0	0	0	0	0
P/R MTGE & INVEST CORP	0	0	0	0	0	0	0	0	0	0	0	0	0	0	0
PARAGON MORTGAGE	0	1	0	0	0	0	0	0	0	0	0	0	0	0	1
PILLAR CAPITAL FINANCE LLC	0	0	5	0	0	0	0	0	0	0	0	0	3	0	8
PINEVIEW CAPITAL GROUP, INC.	0	0	0	0	0	1	0	0	0	1	0	0	0	0	2
PRUDENTIAL HUNTOON PAIGE	0	0	0	0	0	0	0	0	0	0	0	0	0	0	0
REGIONS BANK	0	0	0	0	0	0	0	0	0	0	0	0	0	0	0
ROCKHALL FUNDING CORP	0	0	0	0	0	0	0	0	0	0	0	0	0	0	0
ROCKPORT MORTGAGE	0	0	0	0	0	0	0	0	0	0	0	0	0	0	0
SIMS MORTGAGE FUNDING	0	0	0	0	0	0	0	0	0	0	0	0	0	0	0
WALKER AND DUNLOP LLC (CW CAPITAL)	0	0	2	0	1	0	0	0	0	0	0	0	1	0	4
WELLS FARGO BANK NA	0	0	0	0	0	0	0	0	0	0	0	0	0	0	0
TOTAL	1	7	28	0	1	2	1	0	0	6	0	7	10	0	63

SHARE OF LEAN LENDER'S LEAN BUSINESS BY STATE

LENDER	REGION: NEW YORK CITY													
	Connecticut	Delaware	District Of Columbia	Maine	Maryland	Massachusetts	New Hampshire	New Jersey	New York	Pennsylvania	Rhode Island	Vermont	Virginia	West Virginia
RED MORTGAGE CAPITAL	0.0%	0.0%	0.0%	0.0%	0.0%	0.0%	0.0%	0.0%	0.0%	0.0%	0.0%	0.0%	0.0%	0.0%
ACRE CAPITAL LLC	0.0%	0.0%	0.0%	0.0%	0.0%	0.0%	0.0%	0.0%	0.0%	0.0%	0.0%	0.0%	0.0%	0.0%
ARBOR COMMERCIAL MTGE	0.0%	0.0%	0.0%	0.0%	0.0%	0.0%	0.0%	0.0%	0.0%	0.0%	0.0%	0.0%	0.0%	0.0%
BELLWETHER REAL EST CAPITAL	0.0%	0.0%	0.0%	0.0%	0.0%	0.0%	0.0%	0.0%	0.0%	0.0%	0.0%	0.0%	0.0%	0.0%
BERKADIA COMMERCIAL MTG	0.0%	0.0%	0.0%	0.0%	0.0%	0.0%	0.0%	0.0%	0.0%	0.0%	0.0%	0.0%	0.0%	0.0%
BERKELEY POINT CAPITAL LLC	0.0%	0.0%	0.0%	0.0%	0.0%	0.0%	0.0%	0.0%	0.0%	0.0%	0.0%	0.0%	0.0%	0.0%
CAIN BROTHERS FUNDING LLC	0.0%	0.0%	0.0%	0.0%	0.0%	0.0%	0.0%	0.0%	0.0%	0.0%	0.0%	0.0%	0.0%	0.0%
CAMBRIDGE REALTY CAPITAL	0.0%	0.0%	0.0%	0.0%	0.0%	0.0%	0.0%	0.0%	0.0%	0.0%	0.0%	0.0%	0.0%	0.0%
CAPITAL FUNDING LLC	0.0%	0.0%	0.0%	0.0%	2.9%	0.0%	0.0%	0.0%	5.7%	0.0%	0.0%	0.0%	0.0%	0.0%
CAPITAL ONE MF FINANCE LLC	0.0%	0.0%	0.0%	0.0%	0.0%	0.0%	0.0%	0.0%	0.0%	0.0%	0.0%	0.0%	0.0%	0.0%
CBRE HMF INC	0.0%	0.0%	0.0%	0.0%	0.0%	0.0%	0.0%	0.0%	0.0%	0.0%	0.0%	0.0%	0.0%	0.0%
CENTENNIAL MORTGAGE	0.0%	0.0%	0.0%	0.0%	0.0%	0.0%	0.0%	0.0%	0.0%	0.0%	20.0%	0.0%	0.0%	0.0%
CENTURY HEALTH CAPITAL	0.0%	0.0%	0.0%	0.0%	0.0%	0.0%	0.0%	0.0%	50.0%	0.0%	0.0%	0.0%	0.0%	0.0%
DOUGHERTY MORTGAGE LLC	0.0%	0.0%	0.0%	0.0%	0.0%	0.0%	0.0%	0.0%	0.0%	0.0%	0.0%	0.0%	0.0%	0.0%
DRAPER & KRAMER COMCL MTGE	0.0%	0.0%	0.0%	0.0%	0.0%	0.0%	0.0%	0.0%	0.0%	0.0%	0.0%	0.0%	0.0%	0.0%
DWIGHT CAPITAL LLC	0.0%	0.0%	0.0%	0.0%	0.0%	0.0%	0.0%	0.0%	0.0%	0.0%	0.0%	0.0%	0.0%	0.0%
EASTERN MORTGAGE CAPITAL LLC	0.0%	0.0%	0.0%	0.0%	0.0%	0.0%	0.0%	0.0%	0.0%	0.0%	0.0%	0.0%	0.0%	0.0%
FIRST AMERICAN CAPITAL GRP	0.0%	0.0%	0.0%	0.0%	0.0%	0.0%	0.0%	50.0%	0.0%	0.0%	0.0%	0.0%	0.0%	0.0%
GERSHMAN INVESTMENT	0.0%	0.0%	0.0%	0.0%	0.0%	0.0%	0.0%	0.0%	0.0%	0.0%	0.0%	0.0%	0.0%	0.0%
GRANDBRIDGE REAL ESTATE CAP	0.0%	0.0%	0.0%	0.0%	0.0%	0.0%	0.0%	0.0%	0.0%	0.0%	0.0%	0.0%	50.0%	0.0%
GREYSTONE FUNDING CORP (GREYSTONE SERVICING)	0.0%	0.0%	0.0%	0.0%	0.0%	0.0%	4.7%	2.3%	2.3%	0.0%	0.0%	2.3%	0.0%	0.0%
HOUSING & HEALTHCARE FINC	5.6%	0.0%	0.0%	0.0%	1.9%	0.0%	5.6%	13.0%	9.3%	1.9%	0.0%	0.0%	0.0%	0.0%
KEYBANK NA (KEYCORP REAL ESTATE CAP MKT)	0.0%	0.0%	0.0%	0.0%	0.0%	0.0%	0.0%	6.5%	0.0%	0.0%	0.0%	0.0%	0.0%	3.2%
LANCASTER POLLARD MTGE CO	1.0%	0.0%	0.0%	0.0%	1.0%	1.0%	0.0%	1.0%	1.0%	1.9%	0.0%	0.0%	2.9%	0.0%
LINKS MORTGAGE CORP	0.0%	0.0%	0.0%	0.0%	0.0%	0.0%	0.0%	0.0%	0.0%	0.0%	0.0%	0.0%	0.0%	0.0%
LOVE FUNDING CORP	0.0%	0.0%	0.0%	0.0%	0.0%	0.0%	0.0%	0.0%	0.0%	0.0%	0.0%	0.0%	0.0%	0.0%
M & T REALTY CORP	9.1%	0.0%	0.0%	0.0%	0.0%	0.0%	0.0%	9.1%	18.2%	0.0%	0.0%	4.5%	9.1%	0.0%
NORTHMARQ FINANCE LLC	0.0%	0.0%	0.0%	0.0%	0.0%	0.0%	0.0%	0.0%	0.0%	0.0%	0.0%	0.0%	0.0%	0.0%
OAK GROVE COMMERCIAL MTG	0.0%	0.0%	0.0%	0.0%	0.0%	0.0%	0.0%	7.7%	0.0%	0.0%	0.0%	0.0%	0.0%	0.0%
OPPENHEIMER MF HSG & HCARE	0.0%	0.0%	0.0%	0.0%	0.0%	50.0%	0.0%	0.0%	0.0%	0.0%	0.0%	0.0%	0.0%	0.0%
P/R MTGE & INVEST CORP	0.0%	0.0%	0.0%	0.0%	0.0%	0.0%	0.0%	0.0%	0.0%	0.0%	0.0%	0.0%	0.0%	0.0%
PARAGON MORTGAGE	0.0%	0.0%	0.0%	0.0%	0.0%	0.0%	0.0%	0.0%	0.0%	0.0%	0.0%	0.0%	0.0%	0.0%
PILLAR CAPITAL FINANCE LLC	0.0%	0.0%	0.0%	0.0%	0.0%	0.0%	0.0%	0.0%	5.0%	0.0%	0.0%	0.0%	5.0%	0.0%
PINEVIEW CAPITAL GROUP, INC.	0.0%	0.0%	0.0%	0.0%	0.0%	0.0%	0.0%	0.0%	0.0%	0.0%	0.0%	0.0%	0.0%	0.0%
PRUDENTIAL HUNTOON PAIGE	0.0%	0.0%	0.0%	0.0%	0.0%	0.0%	0.0%	0.0%	0.0%	0.0%	0.0%	0.0%	0.0%	0.0%
REGIONS BANK	0.0%	0.0%	0.0%	0.0%	0.0%	0.0%	0.0%	0.0%	0.0%	3.6%	0.0%	0.0%	0.0%	0.0%
ROCKHALL FUNDING CORP	0.0%	0.0%	0.0%	0.0%	0.0%	0.0%	0.0%	0.0%	0.0%	0.0%	0.0%	50.0%	0.0%	0.0%
ROCKPORT MORTGAGE	0.0%	0.0%	0.0%	0.0%	0.0%	50.0%	0.0%	0.0%	0.0%	0.0%	0.0%	0.0%	0.0%	0.0%
SIMS MORTGAGE FUNDING	0.0%	0.0%	0.0%	0.0%	0.0%	0.0%	0.0%	0.0%	0.0%	0.0%	50.0%	0.0%	0.0%	0.0%
WALKER AND DUNLOP LLC (CW CAPITAL)	0.0%	0.0%	0.0%	0.0%	0.0%	0.0%	0.0%	0.0%	0.0%	0.0%	0.0%	0.0%	0.0%	0.0%
WELLS FARGO BANK NA	0.0%	0.0%	0.0%	0.0%	0.0%	0.0%	0.0%	0.0%	0.0%	0.0%	0.0%	0.0%	0.0%	0.0%

SHARE OF LEAN LENDER'S BUSINESS BY STATE

REGION: ATLANTA										
LENDER	Alabama	Florida	Georgia	Kentucky	Mississippi	North Carolina	Puerto Rico	South Carolina	Tennessee	Virgin Islands
RED MORTGAGE CAPITAL	0.0%	17.4%	0.0%	0.0%	0.0%	0.0%	0.0%	0.0%	0.0%	0.0%
ACRE CAPITAL LLC	0.0%	0.0%	0.0%	0.0%	0.0%	0.0%	0.0%	0.0%	0.0%	0.0%
ARBOR COMMERCIAL MTGE	0.0%	0.0%	0.0%	0.0%	0.0%	0.0%	0.0%	0.0%	0.0%	0.0%
BELLWETHER REAL EST CAPITAL	0.0%	0.0%	0.0%	0.0%	0.0%	0.0%	0.0%	0.0%	0.0%	0.0%
BERKADIA COMMERCIAL MTG	0.0%	6.7%	0.0%	0.0%	0.0%	20.0%	0.0%	6.7%	6.7%	0.0%
BERKELEY POINT CAPITAL LLC	0.0%	0.0%	0.0%	0.0%	0.0%	0.0%	0.0%	0.0%	0.0%	0.0%
CAIN BROTHERS FUNDING LLC	0.0%	0.0%	0.0%	0.0%	0.0%	0.0%	0.0%	0.0%	0.0%	0.0%
CAMBRIDGE REALTY CAPITAL	0.0%	0.0%	0.0%	0.0%	0.0%	0.0%	0.0%	0.0%	0.0%	0.0%
CAPITAL FUNDING LLC	0.0%	8.6%	0.0%	2.9%	0.0%	0.0%	0.0%	0.0%	0.0%	0.0%
CAPITAL ONE MF FINANCE LLC	0.0%	0.0%	0.0%	0.0%	0.0%	0.0%	0.0%	0.0%	0.0%	0.0%
CBRE HMF INC	0.0%	0.0%	0.0%	0.0%	0.0%	0.0%	0.0%	0.0%	0.0%	0.0%
CENTENNIAL MORTGAGE	0.0%	0.0%	20.0%	0.0%	0.0%	0.0%	0.0%	0.0%	0.0%	0.0%
CENTURY HEALTH CAPITAL	0.0%	0.0%	0.0%	0.0%	0.0%	0.0%	0.0%	0.0%	0.0%	0.0%
DOUGHERTY MORTGAGE LLC	0.0%	0.0%	0.0%	0.0%	0.0%	0.0%	0.0%	0.0%	0.0%	0.0%
DRAPER & KRAMER COMCL MTGE	0.0%	0.0%	0.0%	0.0%	0.0%	0.0%	0.0%	0.0%	0.0%	0.0%
DWIGHT CAPITAL LLC	0.0%	0.0%	0.0%	0.0%	0.0%	0.0%	0.0%	0.0%	0.0%	0.0%
EASTERN MORTGAGE CAPITAL LLC	0.0%	0.0%	0.0%	0.0%	0.0%	0.0%	0.0%	0.0%	0.0%	0.0%
FIRST AMERICAN CAPITAL GRP	0.0%	0.0%	0.0%	0.0%	0.0%	0.0%	0.0%	0.0%	0.0%	0.0%
GERSHMAN INVESTMENT	0.0%	0.0%	0.0%	0.0%	0.0%	0.0%	0.0%	0.0%	0.0%	0.0%
GRANDBRIDGE REAL ESTATE CAP	0.0%	0.0%	0.0%	0.0%	0.0%	0.0%	0.0%	0.0%	0.0%	0.0%
GREYSTONE FUNDING CORP (GREYSTONE SERVICING)	0.0%	0.0%	0.0%	0.0%	0.0%	2.3%	0.0%	0.0%	0.0%	0.0%
HOUSING & HEALTHCARE FINC	0.0%	3.7%	0.0%	1.9%	0.0%	0.0%	0.0%	0.0%	0.0%	0.0%
KEYBANK NA (KEYCORP REAL ESTATE CAP MKT)	0.0%	6.5%	0.0%	0.0%	0.0%	16.1%	0.0%	0.0%	0.0%	0.0%
LANCASTER POLLARD MTGE CO	0.0%	1.9%	3.8%	2.9%	0.0%	3.8%	0.0%	0.0%	0.0%	0.0%
LINKS MORTGAGE CORP	0.0%	0.0%	0.0%	0.0%	0.0%	37.5%	0.0%	0.0%	0.0%	0.0%
LOVE FUNDING CORP	0.0%	10.0%	0.0%	0.0%	0.0%	0.0%	0.0%	0.0%	0.0%	0.0%
M & T REALTY CORP	0.0%	0.0%	0.0%	0.0%	0.0%	0.0%	0.0%	0.0%	0.0%	0.0%
NORTHMARQ FINANCE LLC	0.0%	0.0%	0.0%	0.0%	0.0%	0.0%	0.0%	0.0%	0.0%	0.0%
OAK GROVE COMMERCIAL MTG	0.0%	0.0%	0.0%	0.0%	0.0%	23.1%	0.0%	0.0%	0.0%	0.0%
OPPENHEIMER MF HSG & HCARE	0.0%	0.0%	0.0%	0.0%	0.0%	0.0%	0.0%	0.0%	0.0%	0.0%
P/R MTGE & INVEST CORP	0.0%	0.0%	0.0%	0.0%	0.0%	0.0%	0.0%	0.0%	0.0%	0.0%
PARAGON MORTGAGE	0.0%	0.0%	0.0%	0.0%	0.0%	0.0%	0.0%	0.0%	0.0%	0.0%
PILLAR CAPITAL FINANCE LLC	0.0%	5.0%	0.0%	0.0%	0.0%	0.0%	0.0%	0.0%	0.0%	0.0%
PINEVIEW CAPITAL GROUP, INC.	0.0%	0.0%	0.0%	0.0%	0.0%	0.0%	0.0%	0.0%	0.0%	0.0%
PRUDENTIAL HUNTOON PAIGE	0.0%	0.0%	0.0%	0.0%	0.0%	0.0%	0.0%	0.0%	0.0%	0.0%
REGIONS BANK	0.0%	17.9%	0.0%	0.0%	3.6%	0.0%	0.0%	0.0%	0.0%	0.0%
ROCKHALL FUNDING CORP	0.0%	0.0%	0.0%	0.0%	0.0%	0.0%	0.0%	0.0%	0.0%	0.0%
ROCKPORT MORTGAGE	0.0%	0.0%	0.0%	0.0%	0.0%	0.0%	0.0%	0.0%	0.0%	0.0%
SIMS MORTGAGE FUNDING	0.0%	0.0%	0.0%	0.0%	0.0%	0.0%	0.0%	0.0%	0.0%	0.0%
WALKER AND DUNLOP LLC (CW CAPITAL)	8.3%	0.0%	0.0%	0.0%	0.0%	0.0%	0.0%	0.0%	16.7%	0.0%
WELLS FARGO BANK NA	0.0%	0.0%	0.0%	0.0%	0.0%	0.0%	0.0%	0.0%	0.0%	0.0%

SHARE OF LEAN LENDER'S BUSINESS BY STATE

REGION: CHICAGO						
LENDER	Illinois	Indiana	Michigan	Minnesota	Ohio	Wisconsin
RED MORTGAGE CAPITAL	0.0%	0.0%	0.0%	0.0%	8.7%	0.0%
ACRE CAPITAL LLC	0.0%	0.0%	0.0%	0.0%	0.0%	20.0%
ARBOR COMMERCIAL MTGE	0.0%	0.0%	0.0%	33.3%	0.0%	0.0%
BELLWETHER REAL EST CAPITAL	0.0%	0.0%	0.0%	0.0%	50.0%	0.0%
BERKADIA COMMERCIAL MTG	0.0%	0.0%	0.0%	0.0%	0.0%	0.0%
BERKELEY POINT CAPITAL LLC	0.0%	0.0%	0.0%	0.0%	0.0%	0.0%
CAIN BROTHERS FUNDING LLC	0.0%	0.0%	0.0%	0.0%	0.0%	0.0%
CAMBRIDGE REALTY CAPITAL	23.8%	0.0%	0.0%	0.0%	9.5%	0.0%
CAPITAL FUNDING LLC	17.1%	0.0%	0.0%	0.0%	0.0%	0.0%
CAPITAL ONE MF FINANCE LLC	30.0%	0.0%	0.0%	0.0%	0.0%	0.0%
CBRE HMF INC	0.0%	0.0%	0.0%	0.0%	0.0%	0.0%
CENTENNIAL MORTGAGE	0.0%	0.0%	0.0%	0.0%	0.0%	0.0%
CENTURY HEALTH CAPITAL	0.0%	0.0%	0.0%	0.0%	0.0%	0.0%
DOUGHERTY MORTGAGE LLC	0.0%	0.0%	0.0%	33.3%	0.0%	0.0%
DRAPER & KRAMER COMCL MTGE	50.0%	0.0%	0.0%	0.0%	0.0%	0.0%
DWIGHT CAPITAL LLC	0.0%	0.0%	0.0%	0.0%	0.0%	0.0%
EASTERN MORTGAGE CAPITAL LLC	0.0%	0.0%	50.0%	0.0%	0.0%	0.0%
FIRST AMERICAN CAPITAL GRP	0.0%	0.0%	0.0%	0.0%	0.0%	0.0%
GERSHMAN INVESTMENT	0.0%	0.0%	0.0%	0.0%	0.0%	25.0%
GRANDBRIDGE REAL ESTATE CAP	0.0%	0.0%	0.0%	0.0%	0.0%	0.0%
GREYSTONE FUNDING CORP (GREYSTONE SERVICING)	25.6%	0.0%	2.3%	0.0%	0.0%	0.0%
HOUSING & HEALTHCARE FINC	3.7%	0.0%	0.0%	0.0%	3.7%	0.0%
KEYBANK NA (KEYCORP REAL ESTATE CAP MKT)	0.0%	0.0%	0.0%	0.0%	0.0%	0.0%
LANCASTER POLLARD MTGE CO	2.9%	2.9%	1.0%	1.9%	6.7%	0.0%
LINKS MORTGAGE CORP	0.0%	0.0%	0.0%	0.0%	12.5%	0.0%
LOVE FUNDING CORP	5.0%	0.0%	5.0%	0.0%	30.0%	0.0%
M & T REALTY CORP	0.0%	0.0%	0.0%	0.0%	0.0%	0.0%
NORTHMARQ FINANCE LLC	0.0%	0.0%	0.0%	0.0%	0.0%	0.0%
OAK GROVE COMMERCIAL MTG	0.0%	0.0%	0.0%	7.7%	0.0%	0.0%
OPPENHEIMER MF HSG & HCARE	0.0%	0.0%	0.0%	0.0%	0.0%	0.0%
P/R MTGE & INVEST CORP	0.0%	50.0%	0.0%	0.0%	0.0%	0.0%
PARAGON MORTGAGE	0.0%	0.0%	0.0%	0.0%	0.0%	0.0%
PILLAR CAPITAL FINANCE LLC	5.0%	0.0%	0.0%	0.0%	5.0%	0.0%
PINEVIEW CAPITAL GROUP, INC.	16.7%	0.0%	0.0%	0.0%	0.0%	0.0%
PRUDENTIAL HUNTOON PAIGE	0.0%	0.0%	0.0%	0.0%	0.0%	0.0%
REGIONS BANK	0.0%	25.0%	0.0%	0.0%	0.0%	0.0%
ROCKHALL FUNDING CORP	0.0%	0.0%	0.0%	0.0%	0.0%	0.0%
ROCKPORT MORTGAGE	0.0%	0.0%	0.0%	0.0%	0.0%	0.0%
SIMS MORTGAGE FUNDING	0.0%	0.0%	0.0%	0.0%	0.0%	0.0%
WALKER AND DUNLOP LLC (CW CAPITAL)	0.0%	0.0%	0.0%	0.0%	0.0%	0.0%
WELLS FARGO BANK NA	0.0%	0.0%	50.0%	0.0%	0.0%	0.0%

SHARE OF LEAN LENDER'S BUSINESS BY STATE

REGION: FORT WORTH										
LENDER	Arkansas	Iowa	Kansas	Louisiana	Missouri	Nebraska	New Mexico	Oklahoma	Texas	
RED MORTGAGE CAPITAL	0.0%	4.3%	0.0%	0.0%	0.0%	0.0%	0.0%	0.0%	0.0%	13.0%
ACRE CAPITAL LLC	0.0%	0.0%	0.0%	0.0%	0.0%	0.0%	0.0%	0.0%	0.0%	0.0%
ARBOR COMMERCIAL MTGE	0.0%	0.0%	0.0%	0.0%	0.0%	0.0%	0.0%	0.0%	0.0%	0.0%
BELLWETHER REAL EST CAPITAL	0.0%	0.0%	0.0%	0.0%	0.0%	0.0%	0.0%	0.0%	0.0%	0.0%
BERKADIA COMMERCIAL MTG	0.0%	0.0%	0.0%	0.0%	0.0%	0.0%	0.0%	0.0%	0.0%	0.0%
BERKELEY POINT CAPITAL LLC	0.0%	0.0%	0.0%	0.0%	0.0%	0.0%	0.0%	0.0%	0.0%	0.0%
CAIN BROTHERS FUNDING LLC	0.0%	0.0%	0.0%	0.0%	0.0%	0.0%	0.0%	0.0%	0.0%	0.0%
CAMBRIDGE REALTY CAPITAL	0.0%	4.8%	4.8%	0.0%	0.0%	0.0%	0.0%	0.0%	0.0%	0.0%
CAPITAL FUNDING LLC	0.0%	0.0%	0.0%	0.0%	0.0%	0.0%	0.0%	0.0%	0.0%	2.9%
CAPITAL ONE MF FINANCE LLC	0.0%	0.0%	0.0%	0.0%	0.0%	0.0%	0.0%	0.0%	0.0%	0.0%
CBRE HMF INC	0.0%	0.0%	0.0%	0.0%	0.0%	0.0%	0.0%	0.0%	0.0%	0.0%
CENTENNIAL MORTGAGE	0.0%	0.0%	0.0%	0.0%	0.0%	0.0%	0.0%	0.0%	0.0%	0.0%
CENTURY HEALTH CAPITAL	0.0%	0.0%	0.0%	0.0%	0.0%	0.0%	0.0%	0.0%	0.0%	0.0%
DOUGHERTY MORTGAGE LLC	0.0%	0.0%	0.0%	0.0%	0.0%	0.0%	0.0%	0.0%	0.0%	0.0%
DRAPER & KRAMER COMCL MTGE	0.0%	0.0%	0.0%	0.0%	0.0%	0.0%	0.0%	0.0%	0.0%	0.0%
DWIGHT CAPITAL LLC	0.0%	0.0%	0.0%	0.0%	0.0%	0.0%	0.0%	0.0%	0.0%	0.0%
EASTERN MORTGAGE CAPITAL LLC	0.0%	0.0%	0.0%	0.0%	0.0%	0.0%	0.0%	0.0%	0.0%	0.0%
FIRST AMERICAN CAPITAL GRP	0.0%	0.0%	0.0%	0.0%	0.0%	0.0%	0.0%	0.0%	0.0%	0.0%
GERSHMAN INVESTMENT	0.0%	0.0%	0.0%	0.0%	25.0%	0.0%	0.0%	0.0%	0.0%	0.0%
GRANDBRIDGE REAL ESTATE CAP	0.0%	0.0%	0.0%	0.0%	0.0%	0.0%	0.0%	0.0%	0.0%	0.0%
GREYSTONE FUNDING CORP (GREYSTONE SERVICING)	0.0%	0.0%	0.0%	0.0%	2.3%	0.0%	0.0%	0.0%	0.0%	2.3%
HOUSING & HEALTHCARE FINC	0.0%	0.0%	0.0%	0.0%	0.0%	0.0%	0.0%	0.0%	0.0%	0.0%
KEYBANK NA (KEYCORP REAL ESTATE CAP MKT)	0.0%	0.0%	0.0%	0.0%	3.2%	0.0%	0.0%	0.0%	0.0%	9.7%
LANCASTER POLLARD MTGE CO	0.0%	0.0%	0.0%	5.7%	0.0%	0.0%	0.0%	0.0%	0.0%	1.0%
LINKS MORTGAGE CORP	0.0%	0.0%	0.0%	0.0%	0.0%	0.0%	0.0%	0.0%	0.0%	0.0%
LOVE FUNDING CORP	0.0%	0.0%	0.0%	0.0%	0.0%	0.0%	0.0%	0.0%	0.0%	0.0%
M & T REALTY CORP	0.0%	0.0%	0.0%	0.0%	0.0%	0.0%	0.0%	0.0%	0.0%	0.0%
NORTHMARQ FINANCE LLC	0.0%	50.0%	0.0%	0.0%	0.0%	0.0%	0.0%	0.0%	0.0%	0.0%
OAK GROVE COMMERCIAL MTG	0.0%	7.7%	0.0%	0.0%	0.0%	0.0%	0.0%	0.0%	0.0%	0.0%
OPPENHEIMER MF HSG & HCARE	0.0%	0.0%	0.0%	0.0%	0.0%	0.0%	0.0%	0.0%	0.0%	0.0%
P/R MTGE & INVEST CORP	0.0%	0.0%	0.0%	0.0%	0.0%	0.0%	0.0%	0.0%	0.0%	0.0%
PARAGON MORTGAGE	0.0%	0.0%	0.0%	0.0%	0.0%	0.0%	0.0%	0.0%	0.0%	0.0%
PILLAR CAPITAL FINANCE LLC	0.0%	0.0%	0.0%	0.0%	0.0%	0.0%	5.0%	0.0%	0.0%	0.0%
PINEVIEW CAPITAL GROUP, INC.	0.0%	16.7%	0.0%	0.0%	0.0%	0.0%	0.0%	0.0%	0.0%	0.0%
PRUDENTIAL HUNTOON PAIGE	0.0%	0.0%	0.0%	0.0%	0.0%	50.0%	0.0%	0.0%	0.0%	0.0%
REGIONS BANK	0.0%	0.0%	0.0%	0.0%	0.0%	0.0%	0.0%	0.0%	0.0%	0.0%
ROCKHALL FUNDING CORP	0.0%	0.0%	0.0%	0.0%	0.0%	0.0%	0.0%	0.0%	0.0%	0.0%
ROCKPORT MORTGAGE	0.0%	0.0%	0.0%	0.0%	0.0%	0.0%	0.0%	0.0%	0.0%	0.0%
SIMS MORTGAGE FUNDING	0.0%	0.0%	0.0%	0.0%	0.0%	0.0%	0.0%	0.0%	0.0%	0.0%
WALKER AND DUNLOP LLC (CW CAPITAL)	0.0%	0.0%	8.3%	0.0%	0.0%	0.0%	0.0%	0.0%	0.0%	0.0%
WELLS FARGO BANK NA	0.0%	0.0%	0.0%	0.0%	0.0%	0.0%	0.0%	0.0%	0.0%	0.0%

SHARE OF LEAN LENDER'S BUSINESS BY STATE

REGION: SAN FRANCISCO														
LENDER	Alaska	Arizona	California	Colorado	Hawaii	Idaho	Montana	Nevada	North Dakota	Oregon	South Dakota	Utah	Washington	Wyoming
RED MORTGAGE CAPITAL	0.0%	4.3%	0.0%	0.0%	0.0%	0.0%	0.0%	0.0%	0.0%	0.0%	0.0%	4.3%	4.3%	0.0%
ACRE CAPITAL LLC	0.0%	20.0%	0.0%	0.0%	0.0%	0.0%	0.0%	0.0%	0.0%	0.0%	0.0%	0.0%	40.0%	0.0%
ARBOR COMMERCIAL MTGE	33.3%	0.0%	0.0%	0.0%	0.0%	0.0%	0.0%	0.0%	0.0%	0.0%	0.0%	0.0%	0.0%	0.0%
BELLWETHER REAL EST CAPITAL	0.0%	0.0%	0.0%	0.0%	0.0%	0.0%	0.0%	0.0%	0.0%	0.0%	0.0%	0.0%	0.0%	0.0%
BERKADIA COMMERCIAL MTG	0.0%	0.0%	0.0%	0.0%	0.0%	6.7%	0.0%	0.0%	0.0%	0.0%	0.0%	6.7%	6.7%	0.0%
BERKELEY POINT CAPITAL LLC	0.0%	0.0%	0.0%	0.0%	0.0%	0.0%	0.0%	0.0%	0.0%	100.0%	0.0%	0.0%	0.0%	0.0%
CAIN BROTHERS FUNDING LLC	0.0%	0.0%	100.0%	0.0%	0.0%	0.0%	0.0%	0.0%	0.0%	0.0%	0.0%	0.0%	0.0%	0.0%
CAMBRIDGE REALTY CAPITAL	0.0%	0.0%	14.3%	0.0%	0.0%	0.0%	0.0%	0.0%	0.0%	0.0%	0.0%	0.0%	0.0%	0.0%
CAPITAL FUNDING LLC	0.0%	0.0%	20.0%	0.0%	0.0%	0.0%	0.0%	0.0%	0.0%	0.0%	0.0%	0.0%	0.0%	0.0%
CAPITAL ONE MF FINANCE LLC	0.0%	0.0%	40.0%	0.0%	0.0%	0.0%	0.0%	0.0%	0.0%	0.0%	0.0%	0.0%	0.0%	0.0%
CBRE HMF INC	0.0%	0.0%	0.0%	0.0%	0.0%	0.0%	0.0%	0.0%	0.0%	50.0%	0.0%	50.0%	0.0%	0.0%
CENTENNIAL MORTGAGE	0.0%	0.0%	0.0%	0.0%	0.0%	0.0%	0.0%	0.0%	0.0%	0.0%	0.0%	20.0%	0.0%	0.0%
CENTURY HEALTH CAPITAL	0.0%	0.0%	0.0%	0.0%	0.0%	0.0%	0.0%	0.0%	0.0%	0.0%	0.0%	0.0%	0.0%	0.0%
DOUGHERTY MORTGAGE LLC	0.0%	33.3%	0.0%	0.0%	0.0%	0.0%	0.0%	0.0%	0.0%	0.0%	0.0%	0.0%	0.0%	0.0%
DRAPER & KRAMER COMCL MTGE	0.0%	0.0%	0.0%	0.0%	0.0%	0.0%	0.0%	0.0%	0.0%	0.0%	0.0%	0.0%	0.0%	0.0%
DWIGHT CAPITAL LLC	0.0%	100.0%	0.0%	0.0%	0.0%	0.0%	0.0%	0.0%	0.0%	0.0%	0.0%	0.0%	0.0%	0.0%
EASTERN MORTGAGE CAPITAL LLC	0.0%	0.0%	0.0%	0.0%	0.0%	0.0%	0.0%	0.0%	0.0%	0.0%	0.0%	0.0%	0.0%	0.0%
FIRST AMERICAN CAPITAL GRP	0.0%	0.0%	0.0%	0.0%	0.0%	0.0%	0.0%	0.0%	0.0%	0.0%	0.0%	0.0%	0.0%	0.0%
GERSHMAN INVESTMENT	0.0%	0.0%	0.0%	0.0%	0.0%	0.0%	0.0%	0.0%	0.0%	0.0%	0.0%	0.0%	0.0%	0.0%
GRANDBRIDGE REAL ESTATE CAP	0.0%	0.0%	0.0%	0.0%	0.0%	0.0%	0.0%	0.0%	0.0%	0.0%	0.0%	0.0%	0.0%	0.0%
GREYSTONE FUNDING CORP (GREYSTONE SERVICING)	0.0%	2.3%	0.0%	0.0%	0.0%	0.0%	0.0%	0.0%	0.0%	2.3%	0.0%	2.3%	0.0%	0.0%
HOUSING & HEALTHCARE FINC	0.0%	0.0%	0.0%	0.0%	0.0%	0.0%	0.0%	0.0%	0.0%	0.0%	0.0%	0.0%	0.0%	0.0%
KEYBANK NA (KEYCORP REAL ESTATE CAP MKT)	0.0%	0.0%	3.2%	0.0%	0.0%	0.0%	0.0%	0.0%	0.0%	6.5%	0.0%	0.0%	0.0%	0.0%
LANCASTER POLLARD MTGE CO	0.0%	1.9%	4.8%	0.0%	0.0%	0.0%	0.0%	0.0%	0.0%	0.0%	0.0%	2.9%	2.9%	0.0%
LINKS MORTGAGE CORP	0.0%	0.0%	0.0%	0.0%	0.0%	0.0%	0.0%	0.0%	0.0%	0.0%	0.0%	0.0%	0.0%	0.0%
LOVE FUNDING CORP	0.0%	0.0%	0.0%	0.0%	0.0%	0.0%	0.0%	0.0%	0.0%	0.0%	0.0%	0.0%	0.0%	0.0%
M & T REALTY CORP	0.0%	0.0%	0.0%	0.0%	0.0%	0.0%	0.0%	0.0%	0.0%	0.0%	0.0%	0.0%	0.0%	0.0%
NORTHMARQ FINANCE LLC	0.0%	0.0%	0.0%	0.0%	0.0%	0.0%	0.0%	0.0%	0.0%	0.0%	0.0%	0.0%	0.0%	0.0%
OAK GROVE COMMERCIAL MTG	0.0%	0.0%	0.0%	0.0%	0.0%	0.0%	7.7%	0.0%	0.0%	0.0%	0.0%	0.0%	0.0%	0.0%
OPPENHEIMER MF HSG & HCARE	0.0%	0.0%	0.0%	0.0%	0.0%	0.0%	0.0%	0.0%	0.0%	0.0%	0.0%	0.0%	0.0%	0.0%
P/R MTGE & INVEST CORP	0.0%	0.0%	0.0%	0.0%	0.0%	0.0%	0.0%	0.0%	0.0%	0.0%	0.0%	0.0%	0.0%	0.0%
PARAGON MORTGAGE	0.0%	100.0%	0.0%	0.0%	0.0%	0.0%	0.0%	0.0%	0.0%	0.0%	0.0%	0.0%	0.0%	0.0%
PILLAR CAPITAL FINANCE LLC	0.0%	0.0%	25.0%	0.0%	0.0%	0.0%	0.0%	0.0%	0.0%	0.0%	0.0%	0.0%	15.0%	0.0%
PINEVIEW CAPITAL GROUP, INC.	0.0%	0.0%	0.0%	0.0%	0.0%	16.7%	0.0%	0.0%	0.0%	16.7%	0.0%	0.0%	0.0%	0.0%
PRUDENTIAL HUNTOON PAIGE	0.0%	0.0%	0.0%	0.0%	0.0%	0.0%	0.0%	0.0%	0.0%	0.0%	0.0%	0.0%	0.0%	0.0%
REGIONS BANK	0.0%	0.0%	0.0%	0.0%	0.0%	0.0%	0.0%	0.0%	0.0%	0.0%	0.0%	0.0%	0.0%	0.0%
ROCKHALL FUNDING CORP	0.0%	0.0%	0.0%	0.0%	0.0%	0.0%	0.0%	0.0%	0.0%	0.0%	0.0%	0.0%	0.0%	0.0%
ROCKPORT MORTGAGE	0.0%	0.0%	0.0%	0.0%	0.0%	0.0%	0.0%	0.0%	0.0%	0.0%	0.0%	0.0%	0.0%	0.0%
SIMS MORTGAGE FUNDING	0.0%	0.0%	0.0%	0.0%	0.0%	0.0%	0.0%	0.0%	0.0%	0.0%	0.0%	0.0%	0.0%	0.0%
WALKER AND DUNLOP LLC (CW CAPITAL)	0.0%	0.0%	16.7%	0.0%	8.3%	0.0%	0.0%	0.0%	0.0%	0.0%	0.0%	0.0%	8.3%	0.0%
WELLS FARGO BANK NA	0.0%	0.0%	0.0%	0.0%	0.0%	0.0%	0.0%	0.0%	0.0%	0.0%	0.0%	0.0%	0.0%	0.0%

SHARE OF STATE'S LEAN BUSINESS BY LENDER

LENDER	REGION: NEW YORK CITY													
	Connecticut	Delaware	District Of Columbia	Maine	Maryland	Massachusetts	New Hampshire	New Jersey	New York	Pennsylvania	Rhode Island	Vermont	Virginia	West Virginia
RED MORTGAGE CAPITAL	0.0%	0.0%	0.0%	0.0%	0.0%	0.0%	0.0%	0.0%	0.0%	0.0%	0.0%	0.0%	0.0%	0.0%
ACRE CAPITAL LLC	0.0%	0.0%	0.0%	0.0%	0.0%	0.0%	0.0%	0.0%	0.0%	0.0%	0.0%	0.0%	0.0%	0.0%
ARBOR COMMERCIAL MTGE	0.0%	0.0%	0.0%	0.0%	0.0%	0.0%	0.0%	0.0%	0.0%	0.0%	0.0%	0.0%	0.0%	0.0%
BELLWETHER REAL EST CAPITAL	0.0%	0.0%	0.0%	0.0%	0.0%	0.0%	0.0%	0.0%	0.0%	0.0%	0.0%	0.0%	0.0%	0.0%
BERKADIA COMMERCIAL MTG	0.0%	0.0%	0.0%	0.0%	0.0%	0.0%	0.0%	0.0%	0.0%	0.0%	0.0%	0.0%	0.0%	0.0%
BERKELEY POINT CAPITAL LLC	0.0%	0.0%	0.0%	0.0%	0.0%	0.0%	0.0%	0.0%	0.0%	0.0%	0.0%	0.0%	0.0%	0.0%
CAIN BROTHERS FUNDING LLC	0.0%	0.0%	0.0%	0.0%	0.0%	0.0%	0.0%	0.0%	0.0%	0.0%	0.0%	0.0%	0.0%	0.0%
CAMBRIDGE REALTY CAPITAL	0.0%	0.0%	0.0%	0.0%	0.0%	0.0%	0.0%	0.0%	0.0%	0.0%	0.0%	0.0%	0.0%	0.0%
CAPITAL FUNDING LLC	0.0%	0.0%	0.0%	0.0%	33.3%	0.0%	0.0%	0.0%	11.8%	0.0%	0.0%	0.0%	0.0%	0.0%
CAPITAL ONE MF FINANCE LLC	0.0%	0.0%	0.0%	0.0%	0.0%	0.0%	0.0%	0.0%	0.0%	0.0%	0.0%	0.0%	0.0%	0.0%
CBRE HMF INC	0.0%	0.0%	0.0%	0.0%	0.0%	0.0%	0.0%	0.0%	0.0%	0.0%	0.0%	0.0%	0.0%	0.0%
CENTENNIAL MORTGAGE	0.0%	0.0%	0.0%	0.0%	0.0%	0.0%	0.0%	0.0%	0.0%	0.0%	50.0%	0.0%	0.0%	0.0%
CENTURY HEALTH CAPITAL	0.0%	0.0%	0.0%	0.0%	0.0%	0.0%	0.0%	0.0%	17.6%	0.0%	0.0%	0.0%	0.0%	0.0%
DOUGHERTY MORTGAGE LLC	0.0%	0.0%	0.0%	0.0%	0.0%	0.0%	0.0%	0.0%	0.0%	0.0%	0.0%	0.0%	0.0%	0.0%
DRAPER & KRAMER COMCL MTGE	0.0%	0.0%	0.0%	0.0%	0.0%	0.0%	0.0%	0.0%	0.0%	0.0%	0.0%	0.0%	0.0%	0.0%
DWIGHT CAPITAL LLC	0.0%	0.0%	0.0%	0.0%	0.0%	0.0%	0.0%	0.0%	0.0%	0.0%	0.0%	0.0%	0.0%	0.0%
EASTERN MORTGAGE CAPITAL LLC	0.0%	0.0%	0.0%	0.0%	0.0%	0.0%	0.0%	0.0%	0.0%	0.0%	0.0%	0.0%	0.0%	0.0%
FIRST AMERICAN CAPITAL GRP	0.0%	0.0%	0.0%	0.0%	0.0%	0.0%	0.0%	6.7%	0.0%	0.0%	0.0%	0.0%	0.0%	0.0%
GERSHMAN INVESTMENT	0.0%	0.0%	0.0%	0.0%	0.0%	0.0%	0.0%	0.0%	0.0%	0.0%	0.0%	0.0%	0.0%	0.0%
GRANDBRIDGE REAL ESTATE CAP	0.0%	0.0%	0.0%	0.0%	0.0%	0.0%	0.0%	0.0%	0.0%	0.0%	0.0%	0.0%	14.3%	0.0%
GREYSTONE FUNDING CORP (GREYSTONE SERVICING)	0.0%	0.0%	0.0%	0.0%	0.0%	0.0%	40.0%	6.7%	5.9%	0.0%	0.0%	25.0%	0.0%	0.0%
HOUSING & HEALTHCARE FINC	50.0%	0.0%	0.0%	0.0%	33.3%	0.0%	60.0%	46.7%	29.4%	25.0%	0.0%	0.0%	0.0%	0.0%
KEYBANK NA (KEYCORP REAL ESTATE CAP MKT)	0.0%	0.0%	0.0%	0.0%	0.0%	0.0%	0.0%	13.3%	0.0%	0.0%	0.0%	0.0%	0.0%	100.0%
LANCASTER POLLARD MTGE CO	16.7%	0.0%	0.0%	0.0%	33.3%	20.0%	0.0%	6.7%	5.9%	50.0%	0.0%	0.0%	42.9%	0.0%
LINKS MORTGAGE CORP	0.0%	0.0%	0.0%	0.0%	0.0%	0.0%	0.0%	0.0%	0.0%	0.0%	0.0%	0.0%	0.0%	0.0%
LOVE FUNDING CORP	0.0%	0.0%	0.0%	0.0%	0.0%	0.0%	0.0%	0.0%	0.0%	0.0%	0.0%	0.0%	0.0%	0.0%
M & T REALTY CORP	33.3%	0.0%	0.0%	0.0%	0.0%	0.0%	0.0%	13.3%	23.5%	0.0%	0.0%	25.0%	28.6%	0.0%
NORTHMARQ FINANCE LLC	0.0%	0.0%	0.0%	0.0%	0.0%	0.0%	0.0%	0.0%	0.0%	0.0%	0.0%	0.0%	0.0%	0.0%
OAK GROVE COMMERCIAL MTG	0.0%	0.0%	0.0%	0.0%	0.0%	0.0%	0.0%	6.7%	0.0%	0.0%	0.0%	0.0%	0.0%	0.0%
OPPENHEIMER MF HSG & HCARE	0.0%	0.0%	0.0%	0.0%	0.0%	20.0%	0.0%	0.0%	0.0%	0.0%	0.0%	0.0%	0.0%	0.0%
P/R MTGE & INVEST CORP	0.0%	0.0%	0.0%	0.0%	0.0%	0.0%	0.0%	0.0%	0.0%	0.0%	0.0%	0.0%	0.0%	0.0%
PARAGON MORTGAGE	0.0%	0.0%	0.0%	0.0%	0.0%	0.0%	0.0%	0.0%	0.0%	0.0%	0.0%	0.0%	0.0%	0.0%
PILLAR CAPITAL FINANCE LLC	0.0%	0.0%	0.0%	0.0%	0.0%	0.0%	0.0%	0.0%	5.9%	0.0%	0.0%	0.0%	14.3%	0.0%
PINEVIEW CAPITAL GROUP, INC.	0.0%	0.0%	0.0%	0.0%	0.0%	0.0%	0.0%	0.0%	0.0%	0.0%	0.0%	0.0%	0.0%	0.0%
PRUDENTIAL HUNTOON PAIGE	0.0%	0.0%	0.0%	0.0%	0.0%	0.0%	0.0%	0.0%	0.0%	0.0%	0.0%	0.0%	0.0%	0.0%
REGIONS BANK	0.0%	0.0%	0.0%	0.0%	0.0%	0.0%	0.0%	0.0%	0.0%	25.0%	0.0%	0.0%	0.0%	0.0%
ROCKHALL FUNDING CORP	0.0%	0.0%	0.0%	0.0%	0.0%	0.0%	0.0%	0.0%	0.0%	0.0%	0.0%	50.0%	0.0%	0.0%
ROCKPORT MORTGAGE	0.0%	0.0%	0.0%	0.0%	0.0%	60.0%	0.0%	0.0%	0.0%	0.0%	0.0%	0.0%	0.0%	0.0%
SIMS MORTGAGE FUNDING	0.0%	0.0%	0.0%	0.0%	0.0%	0.0%	0.0%	0.0%	0.0%	0.0%	50.0%	0.0%	0.0%	0.0%
WALKER AND DUNLOP LLC (CW CAPITAL)	0.0%	0.0%	0.0%	0.0%	0.0%	0.0%	0.0%	0.0%	0.0%	0.0%	0.0%	0.0%	0.0%	0.0%
WELLS FARGO BANK NA	0.0%	0.0%	0.0%	0.0%	0.0%	0.0%	0.0%	0.0%	0.0%	0.0%	0.0%	0.0%	0.0%	0.0%

SHARE OF STATE'S LEAN BUSINESS BY LENDER

REGION: ATLANTA										
LENDER	Alabama	Florida	Georgia	Kentucky	Mississippi	North Carolina	Puerto Rico	South Carolina	Tennessee	Virgin Islands
RED MORTGAGE CAPITAL	0.0%	22.2%	0.0%	0.0%	0.0%	0.0%	0.0%	0.0%	0.0%	0.0%
ACRE CAPITAL LLC	0.0%	0.0%	0.0%	0.0%	0.0%	0.0%	0.0%	0.0%	0.0%	0.0%
ARBOR COMMERCIAL MTGE	0.0%	0.0%	0.0%	0.0%	0.0%	0.0%	0.0%	0.0%	0.0%	0.0%
BELLWETHER REAL EST CAPITAL	0.0%	0.0%	0.0%	0.0%	0.0%	0.0%	0.0%	0.0%	0.0%	0.0%
BERKADIA COMMERCIAL MTG	0.0%	5.6%	0.0%	0.0%	0.0%	15.8%	0.0%	100.0%	33.3%	0.0%
BERKELEY POINT CAPITAL LLC	0.0%	0.0%	0.0%	0.0%	0.0%	0.0%	0.0%	0.0%	0.0%	0.0%
CAIN BROTHERS FUNDING LLC	0.0%	0.0%	0.0%	0.0%	0.0%	0.0%	0.0%	0.0%	0.0%	0.0%
CAMBRIDGE REALTY CAPITAL	0.0%	0.0%	0.0%	0.0%	0.0%	0.0%	0.0%	0.0%	0.0%	0.0%
CAPITAL FUNDING LLC	0.0%	16.7%	0.0%	20.0%	0.0%	0.0%	0.0%	0.0%	0.0%	0.0%
CAPITAL ONE MF FINANCE LLC	0.0%	0.0%	0.0%	0.0%	0.0%	0.0%	0.0%	0.0%	0.0%	0.0%
CBRE HMF INC	0.0%	0.0%	0.0%	0.0%	0.0%	0.0%	0.0%	0.0%	0.0%	0.0%
CENTENNIAL MORTGAGE	0.0%	0.0%	20.0%	0.0%	0.0%	0.0%	0.0%	0.0%	0.0%	0.0%
CENTURY HEALTH CAPITAL	0.0%	0.0%	0.0%	0.0%	0.0%	0.0%	0.0%	0.0%	0.0%	0.0%
DOUGHERTY MORTGAGE LLC	0.0%	0.0%	0.0%	0.0%	0.0%	0.0%	0.0%	0.0%	0.0%	0.0%
DRAPER & KRAMER COMCL MTGE	0.0%	0.0%	0.0%	0.0%	0.0%	0.0%	0.0%	0.0%	0.0%	0.0%
DWIGHT CAPITAL LLC	0.0%	0.0%	0.0%	0.0%	0.0%	0.0%	0.0%	0.0%	0.0%	0.0%
EASTERN MORTGAGE CAPITAL LLC	0.0%	0.0%	0.0%	0.0%	0.0%	0.0%	0.0%	0.0%	0.0%	0.0%
FIRST AMERICAN CAPITAL GRP	0.0%	0.0%	0.0%	0.0%	0.0%	0.0%	0.0%	0.0%	0.0%	0.0%
GERSHMAN INVESTMENT	0.0%	0.0%	0.0%	0.0%	0.0%	0.0%	0.0%	0.0%	0.0%	0.0%
GRANDBRIDGE REAL ESTATE CAP	0.0%	0.0%	0.0%	0.0%	0.0%	0.0%	0.0%	0.0%	0.0%	0.0%
GREYSTONE FUNDING CORP (GREYSTONE SERVICING)	0.0%	0.0%	0.0%	0.0%	0.0%	5.3%	0.0%	0.0%	0.0%	0.0%
HOUSING & HEALTHCARE FINC	0.0%	11.1%	0.0%	20.0%	0.0%	0.0%	0.0%	0.0%	0.0%	0.0%
KEYBANK NA (KEYCORP REAL ESTATE CAP MKT)	0.0%	11.1%	0.0%	0.0%	0.0%	26.3%	0.0%	0.0%	0.0%	0.0%
LANCASTER POLLARD MTGE CO	0.0%	11.1%	80.0%	60.0%	0.0%	21.1%	0.0%	0.0%	0.0%	0.0%
LINKS MORTGAGE CORP	0.0%	0.0%	0.0%	0.0%	0.0%	15.8%	0.0%	0.0%	0.0%	0.0%
LOVE FUNDING CORP	0.0%	11.1%	0.0%	0.0%	0.0%	0.0%	0.0%	0.0%	0.0%	0.0%
M & T REALTY CORP	0.0%	0.0%	0.0%	0.0%	0.0%	0.0%	0.0%	0.0%	0.0%	0.0%
NORTHMARQ FINANCE LLC	0.0%	0.0%	0.0%	0.0%	0.0%	0.0%	0.0%	0.0%	0.0%	0.0%
OAK GROVE COMMERCIAL MTG	0.0%	0.0%	0.0%	0.0%	0.0%	15.8%	0.0%	0.0%	0.0%	0.0%
OPPENHEIMER MF HSG & HCARE	0.0%	0.0%	0.0%	0.0%	0.0%	0.0%	0.0%	0.0%	0.0%	0.0%
P/R MTGE & INVEST CORP	0.0%	0.0%	0.0%	0.0%	0.0%	0.0%	0.0%	0.0%	0.0%	0.0%
PARAGON MORTGAGE	0.0%	0.0%	0.0%	0.0%	0.0%	0.0%	0.0%	0.0%	0.0%	0.0%
PILLAR CAPITAL FINANCE LLC	0.0%	5.6%	0.0%	0.0%	0.0%	0.0%	0.0%	0.0%	0.0%	0.0%
PINEVIEW CAPITAL GROUP, INC.	0.0%	0.0%	0.0%	0.0%	0.0%	0.0%	0.0%	0.0%	0.0%	0.0%
PRUDENTIAL HUNTOON PAIGE	0.0%	0.0%	0.0%	0.0%	0.0%	0.0%	0.0%	0.0%	0.0%	0.0%
REGIONS BANK	0.0%	27.8%	0.0%	0.0%	100.0%	0.0%	0.0%	0.0%	0.0%	0.0%
ROCKHALL FUNDING CORP	0.0%	0.0%	0.0%	0.0%	0.0%	0.0%	0.0%	0.0%	0.0%	0.0%
ROCKPORT MORTGAGE	0.0%	0.0%	0.0%	0.0%	0.0%	0.0%	0.0%	0.0%	0.0%	0.0%
SIMS MORTGAGE FUNDING	0.0%	0.0%	0.0%	0.0%	0.0%	0.0%	0.0%	0.0%	0.0%	0.0%
WALKER AND DUNLOP LLC (CW CAPITAL)	100.0%	0.0%	0.0%	0.0%	0.0%	0.0%	0.0%	0.0%	66.7%	0.0%
WELLS FARGO BANK NA	0.0%	0.0%	0.0%	0.0%	0.0%	0.0%	0.0%	0.0%	0.0%	0.0%

SHARE OF STATE'S LEAN BUSINESS BY LENDER

REGION: CHICAGO						
LENDER	Illinois	Indiana	Michigan	Minnesota	Ohio	Wisconsin
RED MORTGAGE CAPITAL	0.0%	0.0%	0.0%	0.0%	10.0%	0.0%
ACRE CAPITAL LLC	0.0%	0.0%	0.0%	0.0%	0.0%	50.0%
ARBOR COMMERCIAL MTGE	0.0%	0.0%	0.0%	20.0%	0.0%	0.0%
BELLWETHER REAL EST CAPITAL	0.0%	0.0%	0.0%	0.0%	5.0%	0.0%
BERKADIA COMMERCIAL MTG	0.0%	0.0%	0.0%	0.0%	0.0%	0.0%
BERKELEY POINT CAPITAL LLC	0.0%	0.0%	0.0%	0.0%	0.0%	0.0%
CAIN BROTHERS FUNDING LLC	0.0%	0.0%	0.0%	0.0%	0.0%	0.0%
CAMBRIDGE REALTY CAPITAL	14.7%	0.0%	0.0%	0.0%	10.0%	0.0%
CAPITAL FUNDING LLC	17.6%	0.0%	0.0%	0.0%	0.0%	0.0%
CAPITAL ONE MF FINANCE LLC	8.8%	0.0%	0.0%	0.0%	0.0%	0.0%
CBRE HMF INC	0.0%	0.0%	0.0%	0.0%	0.0%	0.0%
CENTENNIAL MORTGAGE	0.0%	0.0%	0.0%	0.0%	0.0%	0.0%
CENTURY HEALTH CAPITAL	0.0%	0.0%	0.0%	0.0%	0.0%	0.0%
DOUGHERTY MORTGAGE LLC	0.0%	0.0%	0.0%	20.0%	0.0%	0.0%
DRAPER & KRAMER COMCL MTGE	2.9%	0.0%	0.0%	0.0%	0.0%	0.0%
DWIGHT CAPITAL LLC	0.0%	0.0%	0.0%	0.0%	0.0%	0.0%
EASTERN MORTGAGE CAPITAL LLC	0.0%	0.0%	20.0%	0.0%	0.0%	0.0%
FIRST AMERICAN CAPITAL GRP	0.0%	0.0%	0.0%	0.0%	0.0%	0.0%
GERSHMAN INVESTMENT	0.0%	0.0%	0.0%	0.0%	0.0%	50.0%
GRANDBRIDGE REAL ESTATE CAP	0.0%	0.0%	0.0%	0.0%	0.0%	0.0%
GREYSTONE FUNDING CORP (GREYSTONE SERVICING)	32.4%	0.0%	20.0%	0.0%	0.0%	0.0%
HOUSING & HEALTHCARE FINC	5.9%	0.0%	0.0%	0.0%	10.0%	0.0%
KEYBANK NA (KEYCORP REAL ESTATE CAP MKT)	0.0%	0.0%	0.0%	0.0%	0.0%	0.0%
LANCASTER POLLARD MTGE CO	8.8%	23.1%	20.0%	40.0%	35.0%	0.0%
LINKS MORTGAGE CORP	0.0%	0.0%	0.0%	0.0%	5.0%	0.0%
LOVE FUNDING CORP	2.9%	0.0%	20.0%	0.0%	30.0%	0.0%
M & T REALTY CORP	0.0%	0.0%	0.0%	0.0%	0.0%	0.0%
NORTHMARQ FINANCE LLC	0.0%	0.0%	0.0%	0.0%	0.0%	0.0%
OAK GROVE COMMERCIAL MTG	0.0%	0.0%	0.0%	20.0%	0.0%	0.0%
OPPENHEIMER MF HSG & HCARE	0.0%	0.0%	0.0%	0.0%	0.0%	0.0%
P/R MTGE & INVEST CORP	0.0%	23.1%	0.0%	0.0%	0.0%	0.0%
PARAGON MORTGAGE	0.0%	0.0%	0.0%	0.0%	0.0%	0.0%
PILLAR CAPITAL FINANCE LLC	2.9%	0.0%	0.0%	0.0%	5.0%	0.0%
PINEVIEW CAPITAL GROUP, INC.	2.9%	0.0%	0.0%	0.0%	0.0%	0.0%
PRUDENTIAL HUNTOON PAIGE	0.0%	0.0%	0.0%	0.0%	0.0%	0.0%
REGIONS BANK	0.0%	53.8%	0.0%	0.0%	0.0%	0.0%
ROCKHALL FUNDING CORP	0.0%	0.0%	0.0%	0.0%	0.0%	0.0%
ROCKPORT MORTGAGE	0.0%	0.0%	0.0%	0.0%	0.0%	0.0%
SIMS MORTGAGE FUNDING	0.0%	0.0%	0.0%	0.0%	0.0%	0.0%
WALKER AND DUNLOP LLC (CW CAPITAL)	0.0%	0.0%	0.0%	0.0%	0.0%	0.0%
WELLS FARGO BANK NA	0.0%	0.0%	20.0%	0.0%	0.0%	0.0%

SHARE OF STATE'S LEAN BUSINESS BY LENDER

REGION: FORT WORTH										
LENDER	Arkansas	Iowa	Kansas	Louisiana	Missouri	Nebraska	New Mexico	Oklahoma	Texas	
RED MORTGAGE CAPITAL	0.0%	25.0%	0.0%	0.0%	0.0%	0.0%	0.0%	0.0%	0.0%	50.0%
ACRE CAPITAL LLC	0.0%	0.0%	0.0%	0.0%	0.0%	0.0%	0.0%	0.0%	0.0%	0.0%
ARBOR COMMERCIAL MTGE	0.0%	0.0%	0.0%	0.0%	0.0%	0.0%	0.0%	0.0%	0.0%	0.0%
BELLWETHER REAL EST CAPITAL	0.0%	0.0%	0.0%	0.0%	0.0%	0.0%	0.0%	0.0%	0.0%	0.0%
BERKADIA COMMERCIAL MTG	0.0%	0.0%	0.0%	0.0%	0.0%	0.0%	0.0%	0.0%	0.0%	0.0%
BERKELEY POINT CAPITAL LLC	0.0%	0.0%	0.0%	0.0%	0.0%	0.0%	0.0%	0.0%	0.0%	0.0%
CAIN BROTHERS FUNDING LLC	0.0%	0.0%	0.0%	0.0%	0.0%	0.0%	0.0%	0.0%	0.0%	0.0%
CAMBRIDGE REALTY CAPITAL	0.0%	25.0%	50.0%	0.0%	0.0%	0.0%	0.0%	0.0%	0.0%	0.0%
CAPITAL FUNDING LLC	0.0%	0.0%	0.0%	0.0%	0.0%	0.0%	0.0%	0.0%	0.0%	16.7%
CAPITAL ONE MF FINANCE LLC	0.0%	0.0%	0.0%	0.0%	0.0%	0.0%	0.0%	0.0%	0.0%	0.0%
CBRE HMF INC	0.0%	0.0%	0.0%	0.0%	0.0%	0.0%	0.0%	0.0%	0.0%	0.0%
CENTENNIAL MORTGAGE	0.0%	0.0%	0.0%	0.0%	0.0%	0.0%	0.0%	0.0%	0.0%	0.0%
CENTURY HEALTH CAPITAL	0.0%	0.0%	0.0%	0.0%	0.0%	0.0%	0.0%	0.0%	0.0%	0.0%
DOUGHERTY MORTGAGE LLC	0.0%	0.0%	0.0%	0.0%	0.0%	0.0%	0.0%	0.0%	0.0%	0.0%
DRAPER & KRAMER COMCL MTGE	0.0%	0.0%	0.0%	0.0%	0.0%	0.0%	0.0%	0.0%	0.0%	0.0%
DWIGHT CAPITAL LLC	0.0%	0.0%	0.0%	0.0%	0.0%	0.0%	0.0%	0.0%	0.0%	0.0%
EASTERN MORTGAGE CAPITAL LLC	0.0%	0.0%	0.0%	0.0%	0.0%	0.0%	0.0%	0.0%	0.0%	0.0%
FIRST AMERICAN CAPITAL GRP	0.0%	0.0%	0.0%	0.0%	0.0%	0.0%	0.0%	0.0%	0.0%	0.0%
GERSHMAN INVESTMENT	0.0%	0.0%	0.0%	0.0%	33.3%	0.0%	0.0%	0.0%	0.0%	0.0%
GRANDBRIDGE REAL ESTATE CAP	0.0%	0.0%	0.0%	0.0%	0.0%	0.0%	0.0%	0.0%	0.0%	0.0%
GREYSTONE FUNDING CORP (GREYSTONE SERVICING)	0.0%	0.0%	0.0%	0.0%	33.3%	0.0%	0.0%	0.0%	0.0%	16.7%
HOUSING & HEALTHCARE FINC	0.0%	0.0%	0.0%	0.0%	0.0%	0.0%	0.0%	0.0%	0.0%	0.0%
KEYBANK NA (KEYCORP REAL ESTATE CAP MKT)	0.0%	0.0%	0.0%	0.0%	33.3%	0.0%	0.0%	0.0%	0.0%	50.0%
LANCASTER POLLARD MTGE CO	0.0%	0.0%	0.0%	100.0%	0.0%	0.0%	0.0%	0.0%	0.0%	16.7%
LINKS MORTGAGE CORP	0.0%	0.0%	0.0%	0.0%	0.0%	0.0%	0.0%	0.0%	0.0%	0.0%
LOVE FUNDING CORP	0.0%	0.0%	0.0%	0.0%	0.0%	0.0%	0.0%	0.0%	0.0%	0.0%
M & T REALTY CORP	0.0%	0.0%	0.0%	0.0%	0.0%	0.0%	0.0%	0.0%	0.0%	0.0%
NORTHMARQ FINANCE LLC	0.0%	25.0%	0.0%	0.0%	0.0%	0.0%	0.0%	0.0%	0.0%	0.0%
OAK GROVE COMMERCIAL MTG	0.0%	25.0%	0.0%	0.0%	0.0%	0.0%	0.0%	0.0%	0.0%	0.0%
OPPENHEIMER MF HSG & HCARE	0.0%	0.0%	0.0%	0.0%	0.0%	0.0%	0.0%	0.0%	0.0%	0.0%
P/R MTGE & INVEST CORP	0.0%	0.0%	0.0%	0.0%	0.0%	0.0%	0.0%	0.0%	0.0%	0.0%
PARAGON MORTGAGE	0.0%	0.0%	0.0%	0.0%	0.0%	0.0%	0.0%	0.0%	0.0%	0.0%
PILLAR CAPITAL FINANCE LLC	0.0%	0.0%	0.0%	0.0%	0.0%	0.0%	100.0%	0.0%	0.0%	0.0%
PINEVIEW CAPITAL GROUP, INC.	0.0%	25.0%	0.0%	0.0%	0.0%	0.0%	0.0%	0.0%	0.0%	0.0%
PRUDENTIAL HUNTOON PAIGE	0.0%	0.0%	0.0%	0.0%	0.0%	100.0%	0.0%	0.0%	0.0%	0.0%
REGIONS BANK	0.0%	0.0%	0.0%	0.0%	0.0%	0.0%	0.0%	0.0%	0.0%	0.0%
ROCKHALL FUNDING CORP	0.0%	0.0%	0.0%	0.0%	0.0%	0.0%	0.0%	0.0%	0.0%	0.0%
ROCKPORT MORTGAGE	0.0%	0.0%	0.0%	0.0%	0.0%	0.0%	0.0%	0.0%	0.0%	0.0%
SIMS MORTGAGE FUNDING	0.0%	0.0%	0.0%	0.0%	0.0%	0.0%	0.0%	0.0%	0.0%	0.0%
WALKER AND DUNLOP LLC (CW CAPITAL)	0.0%	0.0%	50.0%	0.0%	0.0%	0.0%	0.0%	0.0%	0.0%	0.0%
WELLS FARGO BANK NA	0.0%	0.0%	0.0%	0.0%	0.0%	0.0%	0.0%	0.0%	0.0%	0.0%

SHARE OF STATE'S LEAN BUSINESS BY LENDER

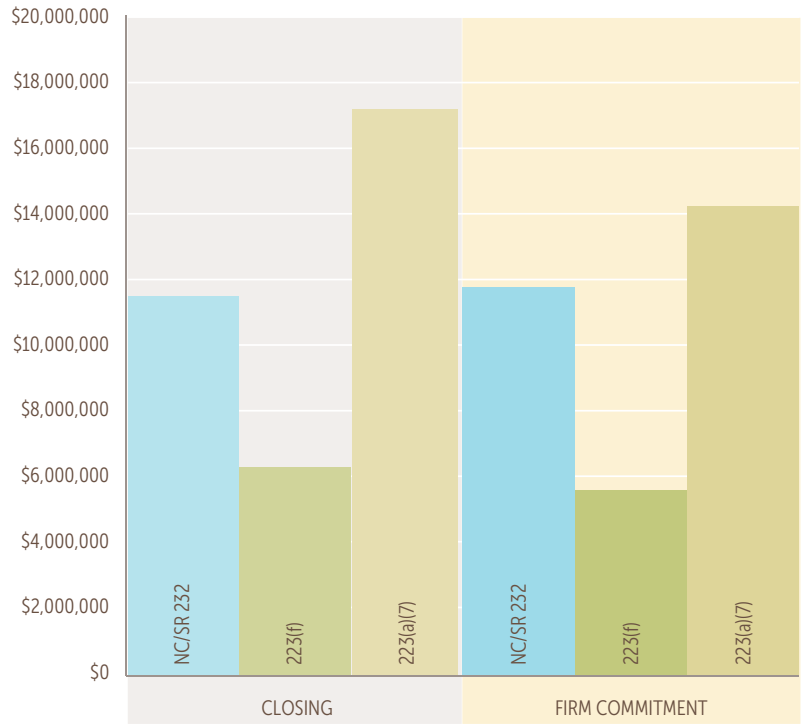
REGION: SAN FRANCISCO														
LENDER	Alaska	Arizona	California	Colorado	Hawaii	Idaho	Montana	Nevada	North Dakota	Oregon	South Dakota	Utah	Washington	Wyoming
RED MORTGAGE CAPITAL	0.0%	14.3%	0.0%	0.0%	0.0%	0.0%	0.0%	0.0%	0.0%	0.0%	0.0%	14.3%	10.0%	0.0%
ACRE CAPITAL LLC	0.0%	14.3%	0.0%	0.0%	0.0%	0.0%	0.0%	0.0%	0.0%	0.0%	0.0%	0.0%	20.0%	0.0%
ARBOR COMMERCIAL MTGE	100.0%	0.0%	0.0%	0.0%	0.0%	0.0%	0.0%	0.0%	0.0%	0.0%	0.0%	0.0%	0.0%	0.0%
BELLWETHER REAL EST CAPITAL	0.0%	0.0%	0.0%	0.0%	0.0%	0.0%	0.0%	0.0%	0.0%	0.0%	0.0%	0.0%	0.0%	0.0%
BERKADIA COMMERCIAL MTG	0.0%	0.0%	0.0%	0.0%	0.0%	50.0%	0.0%	0.0%	0.0%	0.0%	0.0%	14.3%	10.0%	0.0%
BERKELEY POINT CAPITAL LLC	0.0%	0.0%	0.0%	0.0%	0.0%	0.0%	0.0%	0.0%	0.0%	16.7%	0.0%	0.0%	0.0%	0.0%
CAIN BROTHERS FUNDING LLC	0.0%	0.0%	3.6%	0.0%	0.0%	0.0%	0.0%	0.0%	0.0%	0.0%	0.0%	0.0%	0.0%	0.0%
CAMBRIDGE REALTY CAPITAL	0.0%	0.0%	10.7%	0.0%	0.0%	0.0%	0.0%	0.0%	0.0%	0.0%	0.0%	0.0%	0.0%	0.0%
CAPITAL FUNDING LLC	0.0%	0.0%	25.0%	0.0%	0.0%	0.0%	0.0%	0.0%	0.0%	0.0%	0.0%	0.0%	0.0%	0.0%
CAPITAL ONE MF FINANCE LLC	0.0%	0.0%	14.3%	0.0%	0.0%	0.0%	0.0%	0.0%	0.0%	0.0%	0.0%	0.0%	0.0%	0.0%
CBRE HMF INC	0.0%	0.0%	0.0%	0.0%	0.0%	0.0%	0.0%	0.0%	0.0%	16.7%	0.0%	14.3%	0.0%	0.0%
CENTENNIAL MORTGAGE	0.0%	0.0%	0.0%	0.0%	0.0%	0.0%	0.0%	0.0%	0.0%	0.0%	0.0%	14.3%	0.0%	0.0%
CENTURY HEALTH CAPITAL	0.0%	0.0%	0.0%	0.0%	0.0%	0.0%	0.0%	0.0%	0.0%	0.0%	0.0%	0.0%	0.0%	0.0%
DOUGHERTY MORTGAGE LLC	0.0%	14.3%	0.0%	0.0%	0.0%	0.0%	0.0%	0.0%	0.0%	0.0%	0.0%	0.0%	0.0%	0.0%
DRAPER & KRAMER COMCL MTGE	0.0%	0.0%	0.0%	0.0%	0.0%	0.0%	0.0%	0.0%	0.0%	0.0%	0.0%	0.0%	0.0%	0.0%
DWIGHT CAPITAL LLC	0.0%	14.3%	0.0%	0.0%	0.0%	0.0%	0.0%	0.0%	0.0%	0.0%	0.0%	0.0%	0.0%	0.0%
EASTERN MORTGAGE CAPITAL LLC	0.0%	0.0%	0.0%	0.0%	0.0%	0.0%	0.0%	0.0%	0.0%	0.0%	0.0%	0.0%	0.0%	0.0%
FIRST AMERICAN CAPITAL GRP	0.0%	0.0%	0.0%	0.0%	0.0%	0.0%	0.0%	0.0%	0.0%	0.0%	0.0%	0.0%	0.0%	0.0%
GERSHMAN INVESTMENT	0.0%	0.0%	0.0%	0.0%	0.0%	0.0%	0.0%	0.0%	0.0%	0.0%	0.0%	0.0%	0.0%	0.0%
GRANDBRIDGE REAL ESTATE CAP	0.0%	0.0%	0.0%	0.0%	0.0%	0.0%	0.0%	0.0%	0.0%	0.0%	0.0%	0.0%	0.0%	0.0%
GREYSTONE FUNDING CORP (GREYSTONE SERVICING)	0.0%	14.3%	0.0%	0.0%	0.0%	0.0%	0.0%	0.0%	0.0%	16.7%	0.0%	14.3%	0.0%	0.0%
HOUSING & HEALTHCARE FINC	0.0%	0.0%	0.0%	0.0%	0.0%	0.0%	0.0%	0.0%	0.0%	0.0%	0.0%	0.0%	0.0%	0.0%
KEYBANK NA (KEYCORP REAL ESTATE CAP MKT)	0.0%	0.0%	3.6%	0.0%	0.0%	0.0%	0.0%	0.0%	0.0%	33.3%	0.0%	0.0%	0.0%	0.0%
LANCASTER POLLARD MTGE CO	0.0%	28.6%	17.9%	0.0%	0.0%	0.0%	0.0%	0.0%	0.0%	0.0%	0.0%	42.9%	30.0%	0.0%
LINKS MORTGAGE CORP	0.0%	0.0%	0.0%	0.0%	0.0%	0.0%	0.0%	0.0%	0.0%	0.0%	0.0%	0.0%	0.0%	0.0%
LOVE FUNDING CORP	0.0%	0.0%	0.0%	0.0%	0.0%	0.0%	0.0%	0.0%	0.0%	0.0%	0.0%	0.0%	0.0%	0.0%
M & T REALTY CORP	0.0%	0.0%	0.0%	0.0%	0.0%	0.0%	0.0%	0.0%	0.0%	0.0%	0.0%	0.0%	0.0%	0.0%
NORTHMARQ FINANCE LLC	0.0%	0.0%	0.0%	0.0%	0.0%	0.0%	0.0%	0.0%	0.0%	0.0%	0.0%	0.0%	0.0%	0.0%
OAK GROVE COMMERCIAL MTG	0.0%	0.0%	0.0%	0.0%	0.0%	0.0%	100.0%	0.0%	0.0%	0.0%	0.0%	0.0%	0.0%	0.0%
OPPENHEIMER MF HSG & HCARE	0.0%	0.0%	0.0%	0.0%	0.0%	0.0%	0.0%	0.0%	0.0%	0.0%	0.0%	0.0%	0.0%	0.0%
P/R MTGE & INVEST CORP	0.0%	0.0%	0.0%	0.0%	0.0%	0.0%	0.0%	0.0%	0.0%	0.0%	0.0%	0.0%	0.0%	0.0%
PARAGON MORTGAGE	0.0%	14.3%	0.0%	0.0%	0.0%	0.0%	0.0%	0.0%	0.0%	0.0%	0.0%	0.0%	0.0%	0.0%
PILLAR CAPITAL FINANCE LLC	0.0%	0.0%	17.9%	0.0%	0.0%	0.0%	0.0%	0.0%	0.0%	0.0%	0.0%	0.0%	30.0%	0.0%
PINEVIEW CAPITAL GROUP, INC.	0.0%	0.0%	0.0%	0.0%	0.0%	50.0%	0.0%	0.0%	0.0%	16.7%	0.0%	0.0%	0.0%	0.0%
PRUDENTIAL HUNTOON PAIGE	0.0%	0.0%	0.0%	0.0%	0.0%	0.0%	0.0%	0.0%	0.0%	0.0%	0.0%	0.0%	0.0%	0.0%
REGIONS BANK	0.0%	0.0%	0.0%	0.0%	0.0%	0.0%	0.0%	0.0%	0.0%	0.0%	0.0%	0.0%	0.0%	0.0%
ROCKHALL FUNDING CORP	0.0%	0.0%	0.0%	0.0%	0.0%	0.0%	0.0%	0.0%	0.0%	0.0%	0.0%	0.0%	0.0%	0.0%
ROCKPORT MORTGAGE	0.0%	0.0%	0.0%	0.0%	0.0%	0.0%	0.0%	0.0%	0.0%	0.0%	0.0%	0.0%	0.0%	0.0%
SIMS MORTGAGE FUNDING	0.0%	0.0%	0.0%	0.0%	0.0%	0.0%	0.0%	0.0%	0.0%	0.0%	0.0%	0.0%	0.0%	0.0%
WALKER AND DUNLOP LLC (CW CAPITAL)	0.0%	0.0%	7.1%	0.0%	100.0%	0.0%	0.0%	0.0%	0.0%	0.0%	0.0%	0.0%	10.0%	0.0%
WELLS FARGO BANK NA	0.0%	0.0%	0.0%	0.0%	0.0%	0.0%	0.0%	0.0%	0.0%	0.0%	0.0%	0.0%	0.0%	0.0%

LEAN FIRM COMMITMENTS BY PROGRAM & STATE

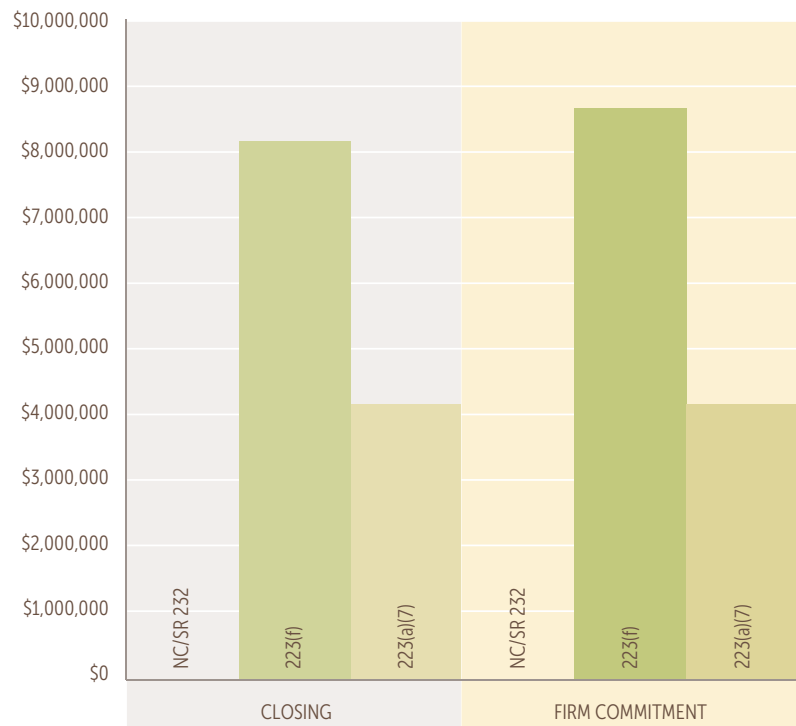
Region	State	a7	232/223f	NC/SR	241a	TOTAL
NEW YORK CITY	Connecticut	3	3	0	0	6
	Delaware	0	0	0	0	0
	District Of Columbia	0	0	0	0	0
	Maine	0	0	0	0	0
	Maryland	1	2	0	0	3
	Massachusetts	2	2	1	0	5
	New Hampshire	0	5	0	0	5
	New Jersey	0	14	1	0	15
	New York	1	13	1	1	16
	Pennsylvania	0	4	0	0	4
	Rhode Island	1	1	0	0	2
	Vermont	0	4	0	0	4
	Virginia	0	3	2	2	7
West Virginia	0	1	0	0	1	
ATLANTA	Alabama	0	1	0	0	1
	Florida	1	18	2	1	22
	Georgia	1	4	0	0	5
	Kentucky	0	3	0	2	5
	Mississippi	0	1	0	0	1
	North Carolina	0	18	1	0	19
	Puerto Rico	0	0	0	0	0
	South Carolina	0	1	0	0	1
	Tennessee	1	0	1	1	3
	Virgin Islands	0	0	0	0	0
CHICAGO	Illinois	19	9	3	3	34
	Indiana	0	11	0	2	13
	Michigan	1	2	0	1	4
	Minnesota	0	5	0	0	5
	Ohio	2	15	0	5	22
	Wisconsin	0	2	0	0	2
FORT WORTH	Arkansas	0	0	0	0	0
	Iowa	1	4	0	0	5
	Kansas	0	2	0	0	2
	Louisiana	0	6	0	0	6
	Missouri	1	1	0	0	2
	Nebraska	0	1	0	0	1
	New Mexico	1	0	0	0	1
	Oklahoma	0	0	0	0	0
	Texas	1	8	0	0	9
SAN FRANCISCO	Alaska	0	1	0	0	1
	Arizona	2	4	1	1	8
	California	4	24	0	0	28
	Colorado	0	0	0	0	0
	Hawaii	1	0	0	0	1
	Idaho	0	2	0	0	2
	Montana	1	0	0	0	1
	Nevada	0	0	0	0	0
	North Dakota	0	0	0	0	0
	Oregon	1	5	0	0	6
	South Dakota	0	0	0	0	0
	Utah	2	5	1	0	8
	Washington	3	7	0	0	10
Wyoming	0	0	0	0	0	
TOTAL		51	212	14	19	296

FHA Lender Ranking Summary | **FY 2015**
Chapter 6: **OTHER DATA**
OF INTEREST

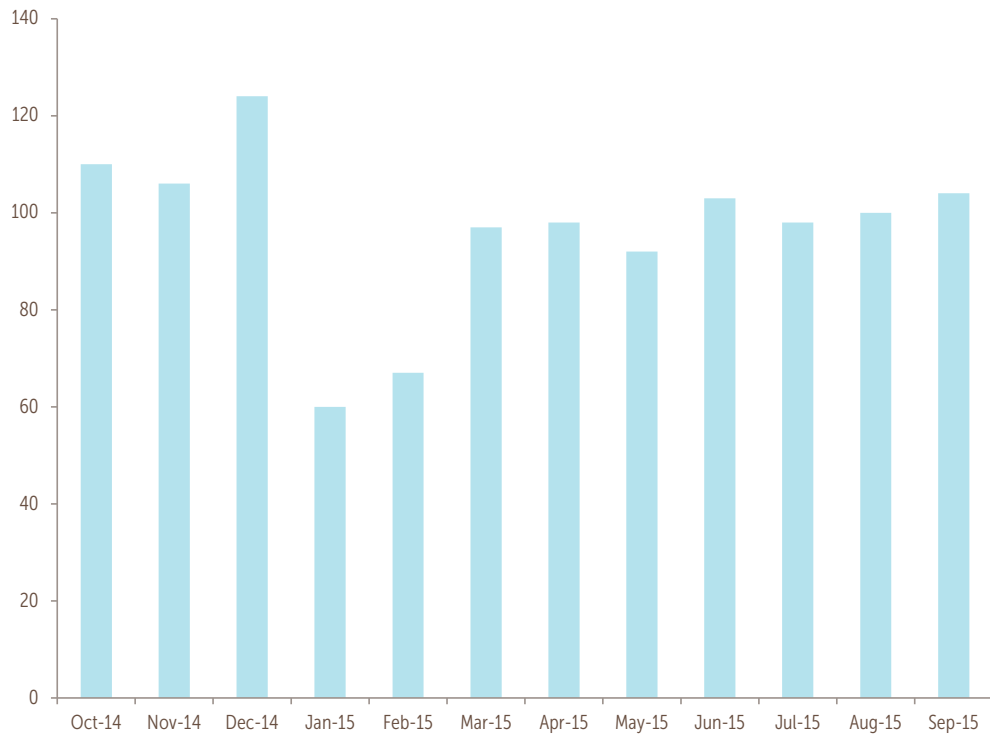
RMC: MAP AVERAGE LOAN VOLUME BY PROGRAM



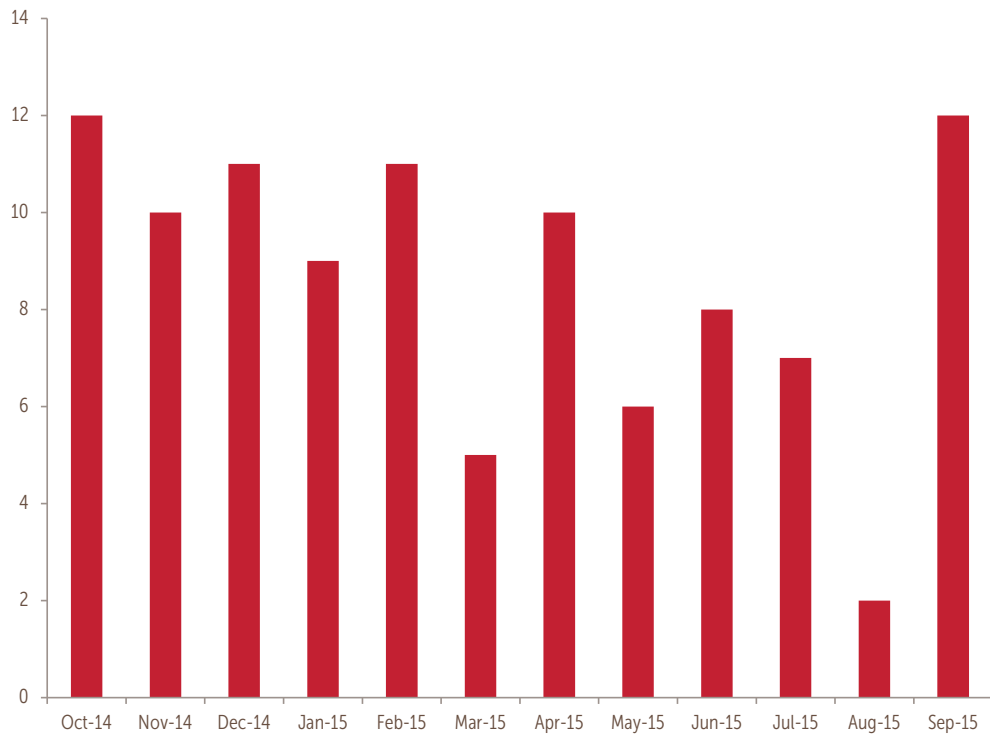
RMC: LEAN AVERAGE LOAN VOLUME BY PROGRAM



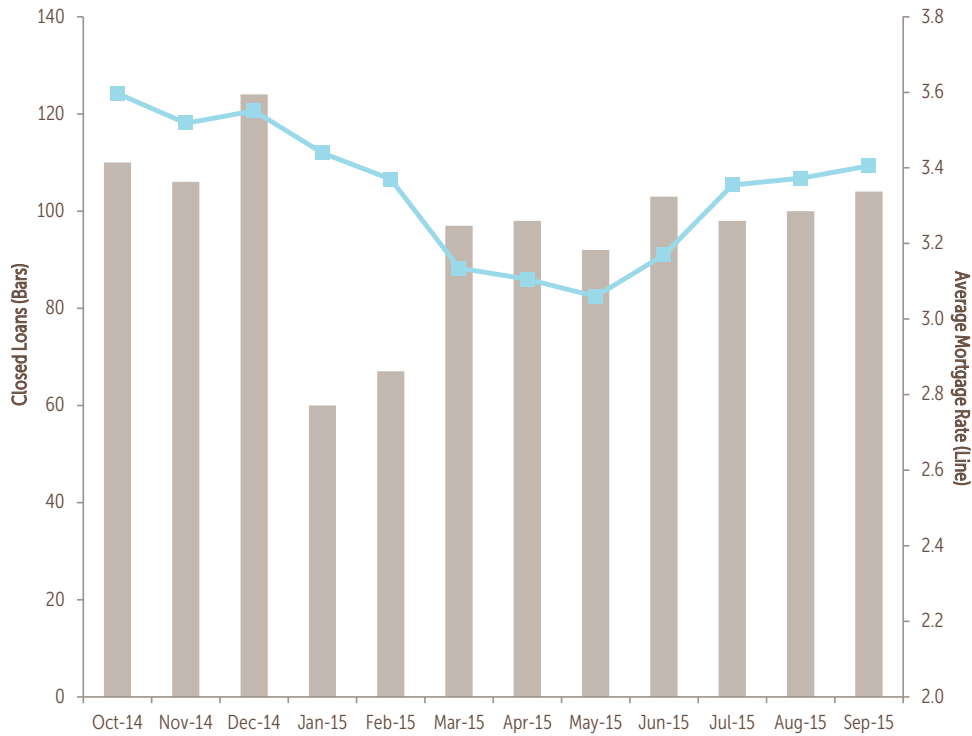
TOTAL FHA CLOSINGS BY MONTH



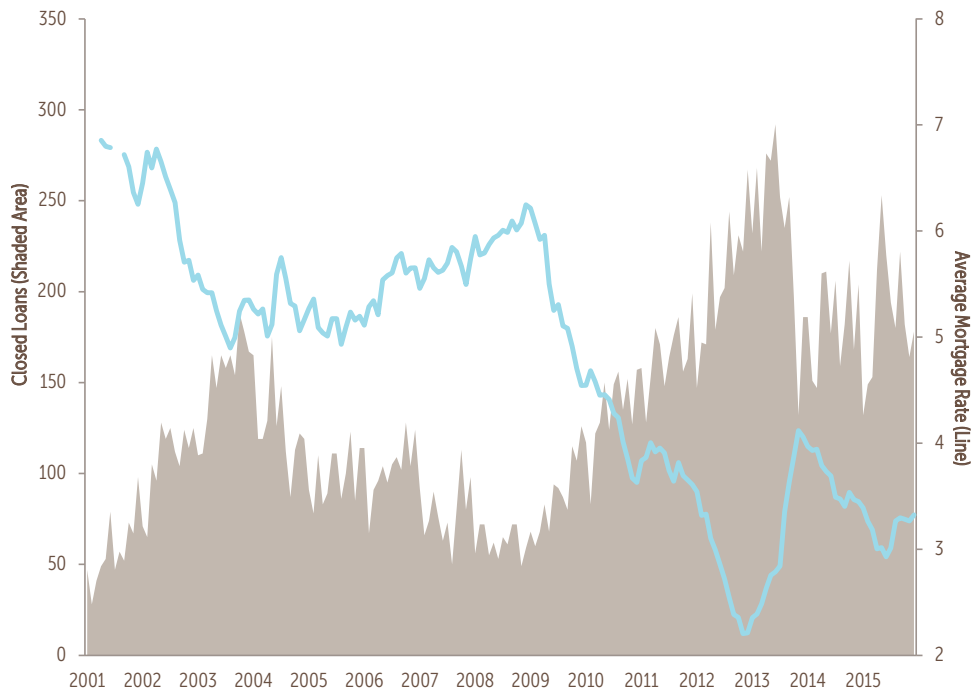
RMC: FHA CLOSINGS BY MONTH



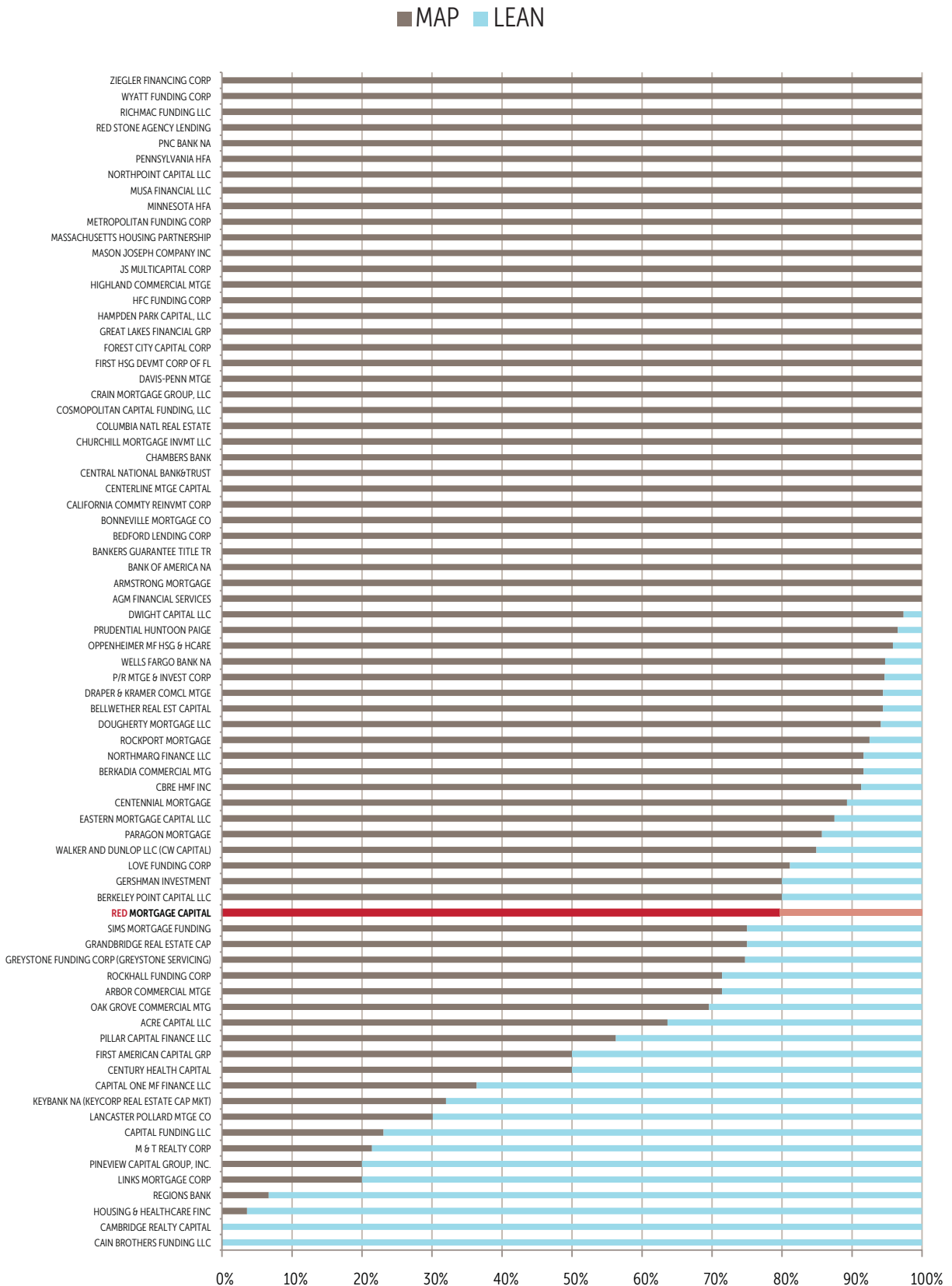
TOTAL FHA CLOSINGS & AVERAGE MORTGAGE RATE BY MONTH



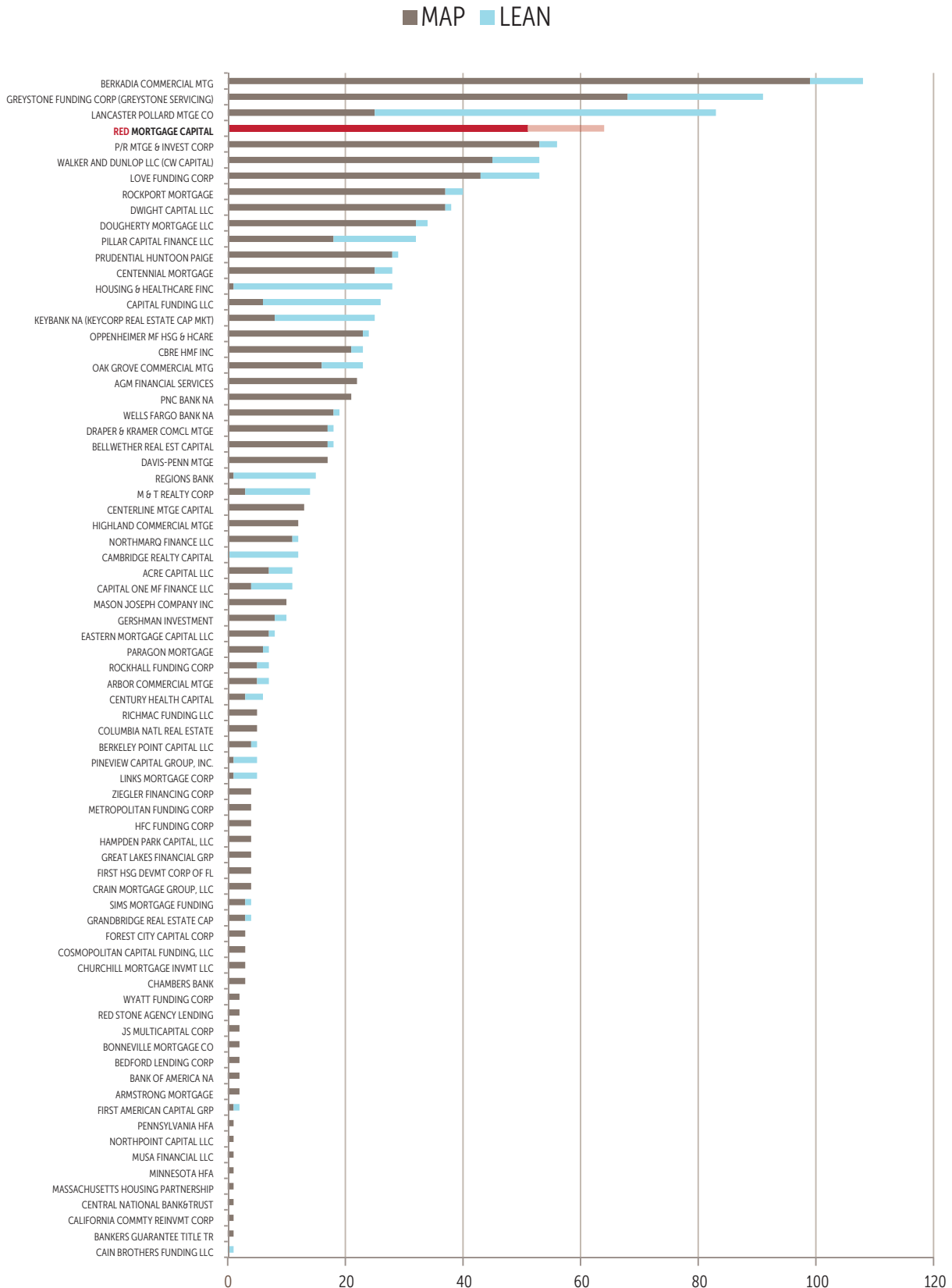
**GNMA POOL ISSUANCE AND MORTGAGE RATES
(MORTGAGE RATE DATA FOR 223(f) LOANS WITH 35 YR TERM)**



SHARE OF LENDER FIRM COMMITMENTS BY MAP & LEAN



SHARE OF LENDER FIRM COMMITMENTS BY MAP & LEAN





Corporate Headquarters
10 West Broad Street, 8th Floor
Columbus, OH 43215

www.redcapitalgroup.com_800.837.5100