

# FHA Lender Ranking Summary FY 2014

## EXECUTIVE SUMMARY

While the benefits of FHA MAP and Lean loan programs are numerous, the application and approval process often is more complex and document-intensive than comparable conventional loans. In addition, the length of time between loan engagement and funding can be longer. Consequently, prospective borrowers are well-advised to engage an experienced lender to guide them through the process. A strong lending partner will offer:

- Industry-leading product knowledge.
- Deep processing and closing resources.
- Broad loan and mortgage-backed security secondary market distribution capability.
- The highest standards of ethics when dealing with clients and investors.

Of equal importance, the lender also should possess constructive and longstanding relationships with FHA underwriters, their respective regional and HUB offices, as well as with experienced appraisers and other third parties who form the balance of the loan application team.

RED Mortgage Capital (“RED”) believes that no other firm meets or exceeds its capabilities in any or all of the aforementioned respects. And, while many may make the claim of being number one, we have the numbers to prove that RED was a top originator of HUD-insured multifamily and health care loans in Fiscal Year 2014.

To support this claim, RED has prepared the following comprehensive 2014 FHA Lender Ranking Summary, which reports and ranks the overall FHA MAP and Lean project loan origination numbers, and further stratifies the data by way of the individual loan programs with respect to firm commitments and closings in Fiscal Year 2014. We hope the summary will help you to evaluate lenders on the basis of their respective product and regional expertise.

**Chapter 1:  
LENDER RANKINGS**

Summary of FHA Activity by Lender . . . . . 6  
 Summary of FHA Activity by Lender . . . . . 7  
 All FHA (MAP & LEAN) Closings . . . . . 8  
 All FHA (MAP & LEAN) Firm Commitments . . . . . 9  
 MAP Closings . . . . . 10  
 MAP Firm Commitments . . . . . 11  
 LEAN Closings . . . . . 12  
 LEAN Firm Commitments . . . . . 13  
 MAP Firm Commitments By Lending Program . . . . . 14  
 MAP Firm Commitments By Lending Program . . . . . 15

**Chapter 2:  
MAP LOAN ACTIVITY BY PROGRAM**

Total FHA MAP Loan Volume by Program . . . . . 17  
 Total FHA MAP Loan Count by Program . . . . . 17  
 RMC: MAP Loan Volume by Program . . . . . 17  
 RMC: MAP Loan Count by Program . . . . . 17

**MOST ACTIVE MAP LENDERS:**

New Construction/Sub Rehab Volume . . . . . 18  
 New Construction/Sub Rehab Count . . . . . 18  
 223(f) Refi/Purchase Volume . . . . . 18  
 223(f) Refi/Purchase Volume . . . . . 18  
 223(a)(7) Refi Volume . . . . . 19  
 223(a)(7) Refi Count . . . . . 19  
 241(a) Refi/Purchase Volume . . . . . 19  
 241(a) Refi/Purchase Count . . . . . 19

**Chapter 3:  
LEAN LOAN ACTIVITY BY PROGRAM**

Total FHA Lean Loan Volume by Program . . . . . 21  
 Total FHA Lean Loan Volume by Program . . . . . 21  
 RMC: Lean Loan Volume by Program . . . . . 21  
 RMC: Lean Loan Count by Program . . . . . 21

**MOST ACTIVE LEAN LENDERS:**

New Construction/Sub Rehab Volume . . . . . 22  
 New Construction/Sub Rehab Count . . . . . 22  
 223(f) Refi/Purchase Volume . . . . . 22  
 223(f) Refi/Purchase Volume . . . . . 22  
 223(a)(7) Refi Volume . . . . . 23  
 223(a)(7) Refi Count . . . . . 23  
 241(a) Refi/Purchase Volume . . . . . 23  
 241(a) Refi/Purchase Count . . . . . 23

**Chapter 4:  
MAP LENDING ACTIVITY BY STATE & LENDER**

MAP Loans (Firm Commitments)  
 by Lender & State . . . . . 26 – 29  
 Share of Lender’s MAP Business by State . . . . . 30 – 35  
 Share of State MAP Business by Lender . . . . . 36 – 40  
 MAP Firm Commitments by Program & State . . . . . 41

**Chapter 5:  
LEAN LENDING ACTIVITY BY STATE & LENDER**

Lean Loans (Firm Commitments)  
 by Lender & State . . . . . 43 – 47  
 Share of Lender’s Lean Business by State . . . . . 48 – 52  
 Share of State MAP Business by Lender . . . . . 53 – 57  
 MAP Firm Commitments by Program & State . . . . . 58

Chapter 6:

**OTHER DATA OF INTEREST**

RMC: MAP Average Loan Volume by Program . . . . . 59

RMC: LEAN Average Loan Volume by Program . . . . . 59

Total FHA Closings by Month . . . . . 60

RMC: FHA Closings by Month . . . . . 60

Total FHA Closings & Average Interest Rate by Month . . . . . 61

GNMA Pool Issuance and Mortgage Rates  
 (Mortgage Rate Data for 223(f) Loans with 35 Yr Term) . . . . . 61

Share of Lender Firm Commitments by MAP & LEAN . . . . . 62

Share of Lender Firm Commitments by MAP & LEAN . . . . . 63

FHA Lender Ranking Summary | FY 2014  
Chapter 1: **LENDER RANKINGS**

LENDER RANKINGS / SUMMARY OF FHA ACTIVITY BY LENDER

LENDER	ALL FHA FIRM COMMITMENTS				ALL FHA CLOSINGS				MAP FIRM COMMITMENTS			
	# of Loans	Volume	Rank by Loan Count	Rank by Loan Volume	# of Loans	Volume	Rank by Loan Count	Rank by Loan Volume	# of Loans	Volume	Rank by Loan Count	Rank by Loan Volume
<b>RED MORTGAGE CAPITAL</b>	<b>88</b>	<b>\$773,729,300</b>	<b>4</b>	<b>6</b>	<b>126</b>	<b>\$1,489,424,200</b>	<b>3</b>	<b>1</b>	<b>66</b>	<b>\$576,482,900</b>	<b>4</b>	<b>4</b>
ACRE CAPITAL LLC	6	\$139,595,200	42	33	7	\$179,493,000	35	20	6	\$139,595,200	36	28
AGM FINANCIAL SERVICES	23	\$331,358,700	20	16	0	\$0	56	56	23	\$331,358,700	14	9
AMERISPHERE MTG FINANCE LLC	16	\$158,312,880	30	29	15	\$152,552,880	26	23	14	\$145,186,880	26	26
ARBOR COMMERCIAL MTGE	19	\$128,315,900	23	35	14	\$56,417,400	28	37	17	\$118,352,100	20	29
ARMSTRONG MORTGAGE	3	\$11,727,400	50	65	2	\$10,765,400	46	49	3	\$11,727,400	45	55
BANK OF MONTANA	2	\$3,815,800	58	72	0	\$0	56	56	2	\$3,815,800	51	66
BANKERS GUARANTEE TITLE TR	0	\$0	75	75	1	\$9,885,000	51	51	0	\$0	70	70
BEDFORD LENDING CORP	3	\$31,909,000	50	51	0	\$0	56	56	2	\$28,267,000	51	46
BELLWETHER REAL EST CAPITAL	17	\$106,173,900	26	37	21	\$161,326,300	19	22	17	\$106,173,900	20	33
BERKADIA COMMERCIAL MTG	130	\$1,187,628,800	2	2	165	\$1,471,578,900	1	2	89	\$894,095,600	1	3
BERKELEY POINT CAPITAL LLC	8	\$64,702,200	38	45	8	\$72,839,700	34	36	7	\$63,030,000	33	39
BONNEVILLE MORTGAGE CO	2	\$30,954,800	58	52	3	\$48,554,800	44	40	2	\$30,954,800	51	45
CAIN BROTHERS FUNDING LLC	1	\$18,528,200	69	57	0	\$0	56	56	0	\$0	70	70
CALIFORNIA COMMTY REINVTM CORP	2	\$9,576,300	58	67	0	\$0	56	56	2	\$9,576,300	51	58
CAMBRIDGE REALTY CAPITAL	15	\$166,052,000	32	28	16	\$140,100,500	22	24	2	\$5,490,500	51	63
CAPITAL FUNDING LLC	54	\$366,119,830	9	15	41	\$247,335,600	12	16	0	\$0	70	70
CAPITAL ONE MF FINANCE LLC	34	\$428,347,800	14	12	32	\$407,541,500	16	11	13	\$177,879,600	28	18
CBRE HMF INC	21	\$300,785,400	22	17	17	\$236,092,000	21	17	19	\$290,073,400	18	12
CENTENNIAL MORTGAGE	13	\$106,058,300	34	38	14	\$133,766,400	28	28	11	\$87,620,300	30	36
CENTERLINE MTGE CAPITAL	15	\$153,775,100	32	30	7	\$33,445,500	35	42	15	\$153,775,100	24	23
CENTURY HEALTH CAPITAL	6	\$79,286,700	42	40	5	\$78,581,300	40	35	2	\$6,010,000	51	61
CHAMBERS BANK	2	\$20,501,900	58	55	0	\$0	56	56	2	\$20,501,900	51	49
COLUMBIA NATL REAL ESTATE	4	\$102,651,900	47	39	5	\$114,663,600	40	31	4	\$102,651,900	43	35
COOPERATIVE HSG RESOURCES	2	\$12,970,600	58	64	0	\$0	56	56	2	\$12,970,600	51	54
CRAIN MORTGAGE GROUP, LLC	3	\$40,088,000	50	47	0	\$0	56	56	3	\$40,088,000	45	42
DAVIS-PENN MTGE	18	\$117,603,600	25	36	19	\$127,242,600	20	29	18	\$117,603,600	19	30
DEVELOPERS MTGE CORP	3	\$32,652,000	50	49	0	\$0	56	56	3	\$32,652,000	45	43
DOUGHERTY MORTGAGE LLC	33	\$475,493,800	15	11	39	\$544,411,000	14	9	32	\$467,956,300	11	8
DRAPER & KRAMER COMCL MTGE	25	\$206,123,100	18	21	0	\$0	56	56	25	\$206,123,100	13	16
EASTERN MORTGAGE CAPITAL LLC	1	\$8,700,000	69	69	0	\$0	56	56	1	\$8,700,000	64	60
ENTERPRISE COMMUNITY INVMT	1	\$15,861,400	69	60	0	\$0	56	56	0	\$0	70	70
FIRST AMERICAN CAPITAL GRP	3	\$35,924,600	50	48	1	\$2,132,600	51	54	0	\$0	70	70
FIRST HSG DEVMT CORP OF FL	16	\$152,116,700	30	31	16	\$135,720,000	22	27	16	\$152,116,700	23	24
FORBIX FINANCIAL LLC	1	\$4,333,800	69	70	0	\$0	56	56	1	\$4,333,800	64	64
FOREST CITY CAPITAL CORP	3	\$24,075,000	50	54	9	\$88,991,000	32	33	3	\$24,075,000	45	48
GERSHMAN INVESTMENT	19	\$138,035,100	23	34	16	\$102,011,600	22	32	15	\$106,001,000	24	34
GRANDBRIDGE REAL ESTATE CAP	17	\$190,140,700	26	23	16	\$161,515,600	22	21	13	\$145,467,700	28	25
GREAT LAKES FINANCIAL GRP	7	\$28,197,100	39	53	4	\$21,922,600	42	45	7	\$28,197,100	33	47
GREYSTONE FUNDING CORP (GREYSTONE SERVICING)	78	\$1,122,293,300	6	3	89	\$1,122,146,600	4	3	72	\$1,005,097,000	3	1
HFC FUNDING CORP	6	\$74,553,352	42	42	0	\$0	56	56	5	\$69,553,352	38	38
HIGHLAND COMMERCIAL MTGE	17	\$219,708,200	26	20	10	\$84,099,800	31	34	17	\$219,708,200	20	14
HOUSING & HEALTHCARE FINC	80	\$851,080,100	5	5	73	\$750,470,800	8	7	1	\$3,740,000	64	67
JOHNSON CAPITAL HUNTOON HASTINGS	11	\$74,614,900	35	41	15	\$121,314,100	26	30	5	\$40,747,000	38	41
KEYBANK NA (KEYCORP REAL ESTATE CAP MKT)	52	\$495,782,800	10	10	42	\$375,199,000	11	13	14	\$206,181,100	26	15
LANCASTER POLLARD MTGE CO	159	\$1,194,796,000	1	1	133	\$960,721,200	2	5	43	\$169,341,600	8	20
LAY COMMERCIAL MTGE LLC	3	\$9,200,000	50	68	0	\$0	56	56	3	\$9,200,000	45	59
LINKS MORTGAGE CORP	2	\$14,525,400	58	62	7	\$33,968,300	35	41	0	\$0	70	70
LOVE FUNDING CORP	63	\$397,207,700	8	13	56	\$333,691,300	10	15	47	\$298,892,100	7	11
M & T REALTY CORP	9	\$177,053,400	36	24	9	\$211,053,400	32	18	5	\$117,153,700	38	31
MASON JOSEPH COMPANY INC	9	\$141,045,700	36	32	0	\$0	56	56	9	\$141,045,700	31	27
METROPOLITAN FUNDING CORP	2	\$3,637,200	58	73	2	\$3,637,200	46	53	2	\$3,637,200	51	68
NORTHPOINT CAPITAL LLC	4	\$17,322,700	47	58	4	\$10,255,200	42	50	4	\$17,322,700	43	50
OAK GROVE COMMERCIAL MTG	64	\$556,427,800	7	7	57	\$484,654,500	9	10	53	\$507,900,200	5	6
OPPENHEIMER MF HSG & HCARE	42	\$368,900,700	12	14	40	\$346,686,000	13	14	35	\$319,816,900	10	10
P/R MTGE & INVEST CORP	49	\$513,845,300	11	9	77	\$573,356,500	6	8	49	\$513,845,300	6	5
PARAGON MORTGAGE	6	\$175,008,300	42	25	0	\$0	56	56	5	\$158,883,000	38	22
PENNSYLVANIA HFA	2	\$10,295,000	58	66	0	\$0	56	56	2	\$10,295,000	51	57
PHARES CO	1	\$552,800	69	74	1	\$552,800	51	55	1	\$552,800	64	69
PILLAR CAPITAL FINANCE LLC	24	\$170,014,800	19	26	22	\$137,290,700	18	26	23	\$162,254,800	14	21
PNC BANK NA	23	\$190,292,086	20	22	26	\$208,145,886	17	19	22	\$187,091,886	16	17
PRAIRIE MORTGAGE CO	1	\$3,899,200	69	71	1	\$3,899,200	51	52	1	\$3,899,200	64	65
PRUDENTIAL HUNTOON PAIGE	32	\$271,909,800	16	19	34	\$390,994,700	15	12	20	\$169,941,900	17	19
RED STONE AGENCY LENDING	3	\$32,542,800	50	50	0	\$0	56	56	3	\$32,542,800	45	44
REGIONS BANK	17	\$169,228,300	26	27	14	\$139,271,800	28	25	9	\$107,813,300	31	32
RICHMAC FUNDING LLC	2	\$16,150,000	58	59	2	\$16,150,000	46	47	2	\$16,150,000	51	52
ROCKHALL FUNDING CORP	7	\$71,066,700	39	43	6	\$49,099,400	38	39	7	\$71,066,700	33	37
ROCKPORT MORTGAGE	32	\$289,437,400	16	18	1	\$23,529,800	51	44	32	\$289,437,400	11	13
SIMS MORTGAGE FUNDING	6	\$60,855,400	42	46	2	\$23,660,700	46	43	5	\$49,847,400	38	40
STIFEL BANK AND TRUST	2	\$13,564,500	58	63	3	\$14,246,600	44	48	1	\$5,824,400	64	62
TAVERNIER CAPITAL FUNDING	7	\$18,921,600	39	56	6	\$16,178,700	38	46	6	\$16,178,700	36	51
WALKER AND DUNLOP LLC (CW CAPITAL)	100	\$1,059,090,400	3	4	80	\$847,628,000	5	6	85	\$959,412,300	2	2
WELLS FARGO BANK NA	39	\$536,941,900	13	8	77	\$973,349,900	6	4	36	\$507,838,000	9	7
WYATT FUNDING CORP	2	\$15,733,600	58	61	0	\$0	56	56	2	\$15,733,600	51	53
ZIEGLER FINANCING CORP	4	\$65,898,000	47	44	2	\$54,407,000	46	38	2	\$11,491,000	51	56
<b>TOTAL</b>	<b>1,596</b>	<b>\$15,605,619,948</b>			<b>1,510</b>	<b>\$14,537,970,066</b>			<b>1,085</b>	<b>\$11,068,340,418</b>		

LENDER RANKINGS / SUMMARY OF FHA ACTIVITY BY LENDER

LENDER	MAP Closings				LEAN FIRM COMMITMENTS				LEAN CLOSINGS			
	# of Loans	Volume	Rank by Loan Count	Rank by Loan Volume	# of Loans	Volume	Rank by Loan Count	Rank by Loan Volume	# of Loans	Volume	Rank by Loan Count	Rank by Loan Volume
<b>RED MORTGAGE CAPITAL</b>	<b>100</b>	<b>\$1,166,823,600</b>	<b>2</b>	<b>1</b>	<b>22</b>	<b>\$197,246,400</b>	<b>6</b>	<b>7</b>	<b>26</b>	<b>\$322,600,600</b>	<b>6</b>	<b>4</b>
ACRE CAPITAL LLC	7	\$179,493,000	30	14	0	\$0	41	41	0	\$0	35	35
AGM FINANCIAL SERVICES	0	\$0	51	51	0	\$0	41	41	0	\$0	35	35
AMERISPHERE MTG FINANCE LLC	14	\$145,186,880	19	18	2	\$13,126,000	23	29	1	\$7,366,000	30	32
ARBOR COMMERCIAL MTGE	12	\$46,453,600	21	35	2	\$9,963,800	23	32	2	\$9,963,800	24	29
ARMSTRONG MORTGAGE	2	\$10,765,400	41	44	0	\$0	41	41	0	\$0	35	35
BANK OF MONTANA	0	\$0	51	51	0	\$0	41	41	0	\$0	35	35
BANKERS GUARANTEE TITLE TR	1	\$9,885,000	47	46	0	\$0	41	41	0	\$0	35	35
BEDFORD LENDING CORP	0	\$0	51	51	1	\$3,642,000	29	37	0	\$0	35	35
BELLWETHER REAL EST CAPITAL	17	\$113,483,400	16	25	0	\$0	41	41	4	\$47,842,900	21	20
BERKADIA COMMERCIAL MTG	109	\$1,013,436,900	1	2	41	\$293,533,200	4	4	56	\$458,142,000	3	3
BERKELEY POINT CAPITAL LLC	6	\$62,305,600	32	32	1	\$1,672,200	29	40	2	\$10,534,100	24	28
BONNEVILLE MORTGAGE CO	3	\$48,554,800	39	34	0	\$0	41	41	0	\$0	35	35
CAIN BROTHERS FUNDING LLC	0	\$0	51	51	1	\$18,528,200	29	24	0	\$0	35	35
CALIFORNIA COMMTY REINVTM CORP	0	\$0	51	51	0	\$0	41	41	0	\$0	35	35
CAMBRIDGE REALTY CAPITAL	2	\$5,490,500	41	47	13	\$160,561,500	10	8	14	\$134,610,000	9	10
CAPITAL FUNDING LLC	0	\$0	51	51	54	\$366,119,830	3	3	41	\$247,335,600	4	6
CAPITAL ONE MF FINANCE LLC	12	\$164,306,100	21	16	21	\$250,468,200	7	6	20	\$243,235,400	7	7
CBRE HMF INC	15	\$225,380,000	18	12	2	\$10,712,000	23	31	2	\$10,712,000	24	27
CENTENNIAL MORTGAGE	13	\$123,021,400	20	21	2	\$18,438,000	23	25	1	\$10,745,000	30	26
CENTERLINE MTGE CAPITAL	7	\$33,445,500	30	36	0	\$0	41	41	0	\$0	35	35
CENTURY HEALTH CAPITAL	0	\$0	51	51	4	\$73,276,700	17	13	5	\$78,581,300	18	15
CHAMBERS BANK	0	\$0	51	51	0	\$0	41	41	0	\$0	35	35
COLUMBIA NATL REAL ESTATE	5	\$114,663,600	36	24	0	\$0	41	41	0	\$0	35	35
COOPERATIVE HSG RESOURCES	0	\$0	51	51	0	\$0	41	41	0	\$0	35	35
CRAIN MORTGAGE GROUP, LLC	0	\$0	51	51	0	\$0	41	41	0	\$0	35	35
DAVIS-PENN MTGE	18	\$118,080,800	15	23	0	\$0	41	41	1	\$9,161,800	30	31
DEVELOPERS MTGE CORP	0	\$0	51	51	0	\$0	41	41	0	\$0	35	35
DOUGHERTY MORTGAGE LLC	37	\$519,221,700	10	7	1	\$7,537,500	29	35	2	\$25,189,300	24	24
DRAPER & KRAMER COMCL MTGE	0	\$0	51	51	0	\$0	41	41	0	\$0	35	35
EASTERN MORTGAGE CAPITAL LLC	0	\$0	51	51	0	\$0	41	41	0	\$0	35	35
ENTERPRISE COMMUNITY INVTM	0	\$0	51	51	1	\$15,861,400	29	27	0	\$0	35	35
FIRST AMERICAN CAPITAL GRP	0	\$0	51	51	3	\$35,924,600	21	20	1	\$2,132,600	30	34
FIRST HSG DEVMT CORP OF FL	16	\$135,720,000	17	20	0	\$0	41	41	0	\$0	35	35
FORBIX FINANCIAL LLC	0	\$0	51	51	0	\$0	41	41	0	\$0	35	35
FOREST CITY CAPITAL CORP	9	\$88,991,000	26	27	0	\$0	41	41	0	\$0	35	35
GERSHMAN INVESTMENT	12	\$69,977,500	21	31	4	\$32,034,100	17	22	4	\$32,034,100	21	23
GRANDBRIDGE REAL ESTATE CAP	11	\$113,166,100	24	26	4	\$44,673,000	17	19	5	\$48,349,500	18	19
GREAT LAKES FINANCIAL GRP	4	\$21,922,600	37	39	0	\$0	41	41	0	\$0	35	35
GREYSTONE FUNDING CORP (GREYSTONE SERVICING)	74	\$913,174,900	4	3	6	\$117,196,300	15	9	15	\$208,971,700	8	8
HFC FUNDING CORP	0	\$0	51	51	1	\$5,000,000	29	36	0	\$0	35	35
HIGHLAND COMMERCIAL MTGE	10	\$84,099,800	25	29	0	\$0	41	41	0	\$0	35	35
HOUSING & HEALTHCARE FINC	0	\$0	51	51	79	\$847,340,100	2	2	73	\$750,470,800	2	2
JOHNSON CAPITAL HUNTOON HASTINGS	8	\$83,969,400	28	30	6	\$33,867,900	15	21	7	\$37,344,700	16	22
KEYBANK NA (KEYCORP REAL ESTATE CAP MKT)	9	\$122,539,500	26	22	38	\$289,601,700	5	5	33	\$252,659,500	5	5
LANCASTER POLLARD MTGE CO	44	\$167,086,300	8	15	116	\$1,025,454,400	1	1	89	\$793,634,900	1	1
LAY COMMERCIAL MTGE LLC	0	\$0	51	51	0	\$0	41	41	0	\$0	35	35
LINKS MORTGAGE CORP	2	\$15,842,500	41	42	2	\$14,525,400	23	28	5	\$18,125,800	18	25
LOVE FUNDING CORP	42	\$249,266,000	9	10	16	\$98,315,600	8	12	14	\$84,425,300	9	14
M & T REALTY CORP	6	\$160,214,200	32	17	4	\$59,899,700	17	15	3	\$50,839,200	23	17
MASON JOSEPH COMPANY INC	0	\$0	51	51	0	\$0	41	41	0	\$0	35	35
METROPOLITAN FUNDING CORP	2	\$3,637,200	41	49	0	\$0	41	41	0	\$0	35	35
NORTHPOINT CAPITAL LLC	4	\$10,255,200	37	45	0	\$0	41	41	0	\$0	35	35
OAK GROVE COMMERCIAL MTG	47	\$443,486,900	7	8	11	\$48,527,600	12	18	10	\$41,167,600	13	21
OPPENHEIMER MF HSG & HCARE	31	\$261,660,500	11	9	7	\$49,083,800	14	17	9	\$85,025,500	15	13
P/R MTGE & INVEST CORP	75	\$563,507,300	3	6	0	\$0	41	41	2	\$9,849,200	24	30
PARAGON MORTGAGE	0	\$0	51	51	1	\$16,125,300	29	26	0	\$0	35	35
PENNSYLVANIA HFA	0	\$0	51	51	0	\$0	41	41	0	\$0	35	35
PHARES CO	1	\$552,800	47	50	0	\$0	41	41	0	\$0	35	35
PILLAR CAPITAL FINANCE LLC	22	\$137,290,700	13	19	1	\$7,760,000	29	33	0	\$0	35	35
PNC BANK NA	25	\$204,945,686	12	13	1	\$3,200,200	29	38	1	\$3,200,200	30	33
PRAIRIE MORTGAGE CO	1	\$3,899,200	47	48	0	\$0	41	41	0	\$0	35	35
PRUDENTIAL HUNTOON PAIGE	22	\$234,861,600	13	11	12	\$101,967,900	11	10	12	\$156,133,100	11	9
RED STONE AGENCY LENDING	0	\$0	51	51	0	\$0	41	41	0	\$0	35	35
REGIONS BANK	8	\$88,951,800	28	28	8	\$61,415,000	13	14	6	\$50,320,000	17	18
RICHMAC FUNDING LLC	2	\$16,150,000	41	41	0	\$0	41	41	0	\$0	35	35
ROCKHALL FUNDING CORP	6	\$49,099,400	32	33	0	\$0	41	41	0	\$0	35	35
ROCKPORT MORTGAGE	1	\$23,529,800	47	38	0	\$0	41	41	0	\$0	35	35
SIMS MORTGAGE FUNDING	2	\$23,660,700	41	37	1	\$11,008,000	29	30	0	\$0	35	35
STIFEL BANK AND TRUST	3	\$14,246,600	39	43	1	\$7,740,100	29	34	0	\$0	35	35
TAVERNIER CAPITAL FUNDING	6	\$16,178,700	32	40	1	\$2,742,900	29	39	0	\$0	35	35
WALKER AND DUNLOP LLC (CW CAPITAL)	68	\$752,974,700	5	5	15	\$99,678,100	9	11	12	\$94,653,300	11	12
WELLS FARGO BANK NA	67	\$869,902,600	6	4	3	\$29,103,900	21	23	10	\$103,447,300	13	11
WYATT FUNDING CORP	0	\$0	51	51	0	\$0	41	41	0	\$0	35	35
ZIEGLER FINANCING CORP	0	\$0	51	51	2	\$54,407,000	23	16	2	\$54,407,000	24	16
<b>TOTAL</b>	<b>1,020</b>	<b>\$10,044,758,966</b>			<b>511</b>	<b>\$4,537,279,530</b>			<b>490</b>	<b>\$4,493,211,100</b>		

**LENDER RANKINGS / ALL FHA (MAP & LEAN) CLOSINGS**

LENDER	# of Loans	Volume	Rank by Loan Count	Rank by Loan Volume
BERKADIA COMMERCIAL MTG	165	\$1,471,578,900	1	2
LANCASTER POLLARD MTGE CO	133	\$960,721,200	2	5
<b>RED MORTGAGE CAPITAL</b>	<b>126</b>	<b>\$1,489,424,200</b>	<b>3</b>	<b>1</b>
GREYSTONE FUNDING CORP (GREYSTONE SERVICING)	89	\$1,122,146,600	4	3
WALKER AND DUNLOP LLC (CW CAPITAL)	80	\$847,628,000	5	6
P/R MTGE & INVEST CORP	77	\$573,356,500	6	8
WELLS FARGO BANK NA	77	\$973,349,900	6	4
HOUSING & HEALTHCARE FINC	73	\$750,470,800	8	7
OAK GROVE COMMERCIAL MTG	57	\$484,654,500	9	10
LOVE FUNDING CORP	56	\$333,691,300	10	15
KEYBANK NA (KEYCORP REAL ESTATE CAP MKT)	42	\$375,199,000	11	13
CAPITAL FUNDING LLC	41	\$247,335,600	12	16
OPPENHEIMER MF HSG & HCARE	40	\$346,686,000	13	14
DOUGHERTY MORTGAGE LLC	39	\$544,411,000	14	9
PRUDENTIAL HUNTOON PAIGE	34	\$390,994,700	15	12
CAPITAL ONE MF FINANCE LLC	32	\$407,541,500	16	11
PNC BANK NA	26	\$208,145,886	17	19
PILLAR CAPITAL FINANCE LLC	22	\$137,290,700	18	26
BELLWETHER REAL EST CAPITAL	21	\$161,326,300	19	22
DAVIS-PENN MTGE	19	\$127,242,600	20	29
CBRE HMF INC	17	\$236,092,000	21	17
CAMBRIDGE REALTY CAPITAL	16	\$140,100,500	22	24
FIRST HSG DEVMT CORP OF FL	16	\$135,720,000	22	27
GERSHMAN INVESTMENT	16	\$102,011,600	22	32
GRANDBRIDGE REAL ESTATE CAP	16	\$161,515,600	22	21
AMERISPHERE MTG FINANCE LLC	15	\$152,552,880	26	23
JOHNSON CAPITAL HUNTOON HASTINGS	15	\$121,314,100	26	30
ARBOR COMMERCIAL MTGE	14	\$56,417,400	28	37
CENTENNIAL MORTGAGE	14	\$133,766,400	28	28
REGIONS BANK	14	\$139,271,800	28	25
HIGHLAND COMMERCIAL MTGE	10	\$84,099,800	31	34
FOREST CITY CAPITAL CORP	9	\$88,991,000	32	33
M & T REALTY CORP	9	\$211,053,400	32	18
BERKELEY POINT CAPITAL LLC	8	\$72,839,700	34	36
ACRE CAPITAL LLC	7	\$179,493,000	35	20
CENTERLINE MTGE CAPITAL	7	\$33,445,500	35	42
LINKS MORTGAGE CORP	7	\$33,968,300	35	41
ROCKHALL FUNDING CORP	6	\$49,099,400	38	39
TAVERNIER CAPITAL FUNDING	6	\$16,178,700	38	46
CENTURY HEALTH CAPITAL	5	\$78,581,300	40	35
COLUMBIA NATL REAL ESTATE	5	\$114,663,600	40	31
GREAT LAKES FINANCIAL GRP	4	\$21,922,600	42	45
NORTHPOINT CAPITAL LLC	4	\$10,255,200	42	50
BONNEVILLE MORTGAGE CO	3	\$48,554,800	44	40
STIFEL BANK AND TRUST	3	\$14,246,600	44	48
ARMSTRONG MORTGAGE	2	\$10,765,400	46	49
METROPOLITAN FUNDING CORP	2	\$3,637,200	46	53
RICHMAC FUNDING LLC	2	\$16,150,000	46	47
SIMS MORTGAGE FUNDING	2	\$23,660,700	46	43
ZIEGLER FINANCING CORP	2	\$54,407,000	46	38
BANKERS GUARANTEE TITLE TR	1	\$9,885,000	51	51
FIRST AMERICAN CAPITAL GRP	1	\$2,132,600	51	54
PHARES CO	1	\$52,800	51	55
PRAIRIE MORTGAGE CO	1	\$3,899,200	51	52
ROCKPORT MORTGAGE	1	\$23,529,800	51	44



**LENDER RANKINGS / ALL FHA (MAP & LEAN) FIRM COMMITMENTS**

LENDER	Firm Commitments	Volume	Rank by Commitments	Rank by Volume
LANCASTER POLLARD MTGE CO	159	\$1,194,796,000	1	1
BERKADIA COMMERCIAL MTG	130	\$1,187,628,800	2	2
WALKER AND DUNLOP LLC (CW CAPITAL)	100	\$1,059,090,400	3	4
<b>RED MORTGAGE CAPITAL</b>	<b>88</b>	<b>\$773,729,300</b>	<b>4</b>	<b>6</b>
HOUSING & HEALTHCARE FINC	80	\$851,080,100	5	5
GREYSTONE FUNDING CORP (GREYSTONE SERVICING)	78	\$1,122,293,300	6	3
OAK GROVE COMMERCIAL MTG	64	\$556,427,800	7	7
LOVE FUNDING CORP	63	\$397,207,700	8	13
CAPITAL FUNDING LLC	54	\$366,119,830	9	15
KEYBANK NA (KEYCORP REAL ESTATE CAP MKT)	52	\$495,782,800	10	10
P/R MTGE & INVEST CORP	49	\$513,845,300	11	9
OPPENHEIMER MF HSG & HCARE	42	\$368,900,700	12	14
WELLS FARGO BANK NA	39	\$536,941,900	13	8
CAPITAL ONE MF FINANCE LLC	34	\$428,347,800	14	12
DOUGHERTY MORTGAGE LLC	33	\$475,493,800	15	11
PRUDENTIAL HUNTOON PAIGE	32	\$271,909,800	16	19
ROCKPORT MORTGAGE	32	\$289,437,400	16	18
DRAPER & KRAMER COMCL MTGE	25	\$206,123,100	18	21
PILLAR CAPITAL FINANCE LLC	24	\$170,014,800	19	26
AGM FINANCIAL SERVICES	23	\$331,358,700	20	16
PNC BANK NA	23	\$190,292,086	20	22
CBRE HMF INC	21	\$300,785,400	22	17
ARBOR COMMERCIAL MTGE	19	\$128,315,900	23	35
GERSHMAN INVESTMENT	19	\$138,035,100	23	34
DAVIS-PENN MTGE	18	\$117,603,600	25	36
BELLWETHER REAL EST CAPITAL	17	\$106,173,900	26	37
GRANDBRIDGE REAL ESTATE CAP	17	\$190,140,700	26	23
HIGHLAND COMMERCIAL MTGE	17	\$219,708,200	26	20
REGIONS BANK	17	\$169,228,300	26	27
AMERISPHERE MTG FINANCE LLC	16	\$158,312,880	30	29
FIRST HSG DEVMT CORP OF FL	16	\$152,116,700	30	31
CAMBRIDGE REALTY CAPITAL	15	\$166,052,000	32	28
CENTERLINE MTGE CAPITAL	15	\$153,775,100	32	30
CENTENNIAL MORTGAGE	13	\$106,058,300	34	38
JOHNSON CAPITAL HUNTOON HASTINGS	11	\$74,614,900	35	41
M & T REALTY CORP	9	\$177,053,400	36	24
MASON JOSEPH COMPANY INC	9	\$141,045,700	36	32
BERKELEY POINT CAPITAL LLC	8	\$64,702,200	38	45
GREAT LAKES FINANCIAL GRP	7	\$28,197,100	39	53
ROCKHALL FUNDING CORP	7	\$71,066,700	39	43
TAVERNIER CAPITAL FUNDING	7	\$18,921,600	39	56
ACRE CAPITAL LLC	6	\$139,595,200	42	33
CENTURY HEALTH CAPITAL	6	\$79,286,700	42	40
HFC FUNDING CORP	6	\$74,553,352	42	42
PARAGON MORTGAGE	6	\$175,008,300	42	25
SIMS MORTGAGE FUNDING	6	\$60,855,400	42	46
COLUMBIA NATL REAL ESTATE	4	\$102,651,900	47	39
NORTHPOINT CAPITAL LLC	4	\$17,322,700	47	58
ZIEGLER FINANCING CORP	4	\$65,898,000	47	44
ARMSTRONG MORTGAGE	3	\$11,727,400	50	65
BEDFORD LENDING CORP	3	\$31,909,000	50	51
CRAIN MORTGAGE GROUP, LLC	3	\$40,088,000	50	47
DEVELOPERS MTGE CORP	3	\$32,652,000	50	49
FIRST AMERICAN CAPITAL GRP	3	\$35,924,600	50	48
FOREST CITY CAPITAL CORP	3	\$24,075,000	50	54
LAY COMMERCIAL MTGE LLC	3	\$9,200,000	50	68
RED STONE AGENCY LENDING	3	\$32,542,800	50	50
BANK OF MONTANA	2	\$3,815,800	58	72
BONNEVILLE MORTGAGE CO	2	\$30,954,800	58	52
CALIFORNIA COMMTY REINVTM CORP	2	\$9,576,300	58	67
CHAMBERS BANK	2	\$20,501,900	58	55
COOPERATIVE HSG RESOURCES	2	\$12,970,600	58	64
LINKS MORTGAGE CORP	2	\$14,525,400	58	62
METROPOLITAN FUNDING CORP	2	\$3,637,200	58	73
PENNSYLVANIA HFA	2	\$10,295,000	58	66
RICHMAC FUNDING LLC	2	\$16,150,000	58	59
STIFEL BANK AND TRUST	2	\$13,564,500	58	63
WYATT FUNDING CORP	2	\$15,733,600	58	61
CAIN BROTHERS FUNDING LLC	1	\$18,528,200	69	57
EASTERN MORTGAGE CAPITAL LLC	1	\$8,700,000	69	69
ENTERPRISE COMMUNITY INVMT	1	\$15,861,400	69	60
FORBIX FINANCIAL LLC	1	\$4,333,800	69	70
PHARES CO	1	\$552,800	69	74
PRAIRIE MORTGAGE CO	1	\$3,899,200	69	71

**LENDER RANKINGS / MAP CLOSINGS**

LENDER	# of Loans Closed	Volume	Rank by Loan Count	Rank by Loan Volume
BERKADIA COMMERCIAL MTG	109	\$1,013,436,900	1	2
<b>RED MORTGAGE CAPITAL</b>	<b>100</b>	<b>\$1,166,823,600</b>	<b>2</b>	<b>1</b>
P/R MTGE & INVEST CORP	75	\$563,507,300	3	6
GREYSTONE FUNDING CORP (GREYSTONE SERVICING)	74	\$913,174,900	4	3
WALKER AND DUNLOP LLC (CW CAPITAL)	68	\$752,974,700	5	5
WELLS FARGO BANK NA	67	\$869,902,600	6	4
OAK GROVE COMMERCIAL MTG	47	\$443,486,900	7	8
LANCASTER POLLARD MTGE CO	44	\$167,086,300	8	15
LOVE FUNDING CORP	42	\$249,266,000	9	10
DOUGHERTY MORTGAGE LLC	37	\$519,221,700	10	7
OPPENHEIMER MF HSG & HCARE	31	\$261,660,500	11	9
PNC BANK NA	25	\$204,945,686	12	13
PILLAR CAPITAL FINANCE LLC	22	\$137,290,700	13	19
PRUDENTIAL HUNTOON PAIGE	22	\$234,861,600	13	11
DAVIS-PENN MTGE	18	\$118,080,800	15	23
BELLWETHER REAL EST CAPITAL	17	\$113,483,400	16	25
FIRST HSG DEVMT CORP OF FL	16	\$135,720,000	17	20
CBRE HMF INC	15	\$225,380,000	18	12
AMERISPHERE MTG FINANCE LLC	14	\$145,186,880	19	18
CENTENNIAL MORTGAGE	13	\$123,021,400	20	21
ARBOR COMMERCIAL MTGE	12	\$46,453,600	21	35
CAPITAL ONE MF FINANCE LLC	12	\$164,306,100	21	16
GERSHMAN INVESTMENT	12	\$69,977,500	21	31
GRANDBRIDGE REAL ESTATE CAP	11	\$113,166,100	24	26
HIGHLAND COMMERCIAL MTGE	10	\$84,099,800	25	29
FOREST CITY CAPITAL CORP	9	\$88,991,000	26	27
KEYBANK NA (KEYCORP REAL ESTATE CAP MKT)	9	\$122,539,500	26	22
JOHNSON CAPITAL HUNTOON HASTINGS	8	\$83,969,400	28	30
REGIONS BANK	8	\$88,951,800	28	28
ACRE CAPITAL LLC	7	\$179,493,000	30	14
CENTERLINE MTGE CAPITAL	7	\$33,445,500	30	36
BERKELEY POINT CAPITAL LLC	6	\$62,305,600	32	32
M & T REALTY CORP	6	\$160,214,200	32	17
ROCKHALL FUNDING CORP	6	\$49,099,400	32	33
TAVERNIER CAPITAL FUNDING	6	\$16,178,700	32	40
COLUMBIA NATL REAL ESTATE	5	\$114,663,600	36	24
GREAT LAKES FINANCIAL GRP	4	\$21,922,600	37	39
NORTHPOINT CAPITAL LLC	4	\$10,255,200	37	45
BONNEVILLE MORTGAGE CO	3	\$48,554,800	39	34
STIFEL BANK AND TRUST	3	\$14,246,600	39	43
ARMSTRONG MORTGAGE	2	\$10,765,400	41	44
CAMBRIDGE REALTY CAPITAL	2	\$5,490,500	41	47
LINKS MORTGAGE CORP	2	\$15,842,500	41	42
METROPOLITAN FUNDING CORP	2	\$3,637,200	41	49
RICHMAC FUNDING LLC	2	\$16,150,000	41	41
SIMS MORTGAGE FUNDING	2	\$23,660,700	41	37
BANKERS GUARANTEE TITLE TR	1	\$9,885,000	47	46
PHARES CO	1	\$552,800	47	50
PRAIRIE MORTGAGE CO	1	\$3,899,200	47	48
ROCKPORT MORTGAGE	1	\$23,529,800	47	38

LENDER RANKINGS / MAP FIRM COMMITMENTS

LENDER	Firm Commitments	Volume	Rank by Commitments	Rank by Volume
BERKADIA COMMERCIAL MTG	89	\$894,095,600	1	3
WALKER AND DUNLOP LLC (CW CAPITAL)	85	\$959,412,300	2	2
GREYSTONE FUNDING CORP (GREYSTONE SERVICING)	72	\$1,005,097,000	3	1
<b>RED MORTGAGE CAPITAL</b>	<b>66</b>	<b>\$576,482,900</b>	<b>4</b>	<b>4</b>
OAK GROVE COMMERCIAL MTG	53	\$507,900,200	5	6
P/R MTGE & INVEST CORP	49	\$513,845,300	6	5
LOVE FUNDING CORP	47	\$298,892,100	7	11
LANCASTER POLLARD MTGE CO	43	\$169,341,600	8	20
WELLS FARGO BANK NA	36	\$507,838,000	9	7
OPPENHEIMER MF HSG & HCARE	35	\$319,816,900	10	10
DOUGHERTY MORTGAGE LLC	32	\$467,956,300	11	8
ROCKPORT MORTGAGE	32	\$289,437,400	11	15
DRAPER & KRAMER COMCL MTGE	25	\$206,123,100	13	16
AGM FINANCIAL SERVICES	23	\$331,358,700	14	9
PILLAR CAPITAL FINANCE LLC	23	\$162,254,800	14	21
PNC BANK NA	22	\$187,091,886	16	17
PRUDENTIAL HUNTOON PAIGE	20	\$169,941,900	17	19
CBRE HMF INC	19	\$290,073,400	18	12
DAVIS-PENN MTGE	18	\$117,603,600	19	30
ARBOR COMMERCIAL MTGE	17	\$118,352,100	20	29
BELLWETHER REAL EST CAPITAL	17	\$106,173,900	20	33
HIGHLAND COMMERCIAL MTGE	17	\$219,708,200	20	14
FIRST HSG DEVMT CORP OF FL	16	\$152,116,700	23	24
CENTERLINE MTGE CAPITAL	15	\$153,775,100	24	23
GERSHMAN INVESTMENT	15	\$106,001,000	24	34
AMERISPHERE MTG FINANCE LLC	14	\$145,186,880	26	26
KEYBANK NA (KEYCORP REAL ESTATE CAP MKT)	14	\$206,181,100	26	15
CAPITAL ONE MF FINANCE LLC	13	\$177,879,600	28	18
GRANDBRIDGE REAL ESTATE CAP	13	\$145,467,700	28	25
CENTENNIAL MORTGAGE	11	\$87,620,300	30	36
MASON JOSEPH COMPANY INC	9	\$141,045,700	31	27
REGIONS BANK	9	\$107,813,300	31	32
BERKELEY POINT CAPITAL LLC	7	\$63,030,000	33	39
GREAT LAKES FINANCIAL GRP	7	\$28,197,100	33	47
ROCKHALL FUNDING CORP	7	\$71,066,700	33	37
ACRE CAPITAL LLC	6	\$139,595,200	36	28
TAVERNIER CAPITAL FUNDING	6	\$16,178,700	36	51
HFC FUNDING CORP	5	\$69,553,352	38	38
JOHNSON CAPITAL HUNTOON HASTINGS	5	\$40,747,000	38	41
M & T REALTY CORP	5	\$117,153,700	38	31
PARAGON MORTGAGE	5	\$158,883,000	38	22
SIMS MORTGAGE FUNDING	5	\$49,847,400	38	40
COLUMBIA NATL REAL ESTATE	4	\$102,651,900	43	35
NORTHPOINT CAPITAL LLC	4	\$17,322,700	43	50
ARMSTRONG MORTGAGE	3	\$11,727,400	45	55
CRAIN MORTGAGE GROUP, LLC	3	\$40,088,000	45	42
DEVELOPERS MTGE CORP	3	\$32,652,000	45	43
FOREST CITY CAPITAL CORP	3	\$24,075,000	45	48
LAY COMMERCIAL MTGE LLC	3	\$9,200,000	45	59
RED STONE AGENCY LENDING	3	\$32,542,800	45	44
BANK OF MONTANA	2	\$3,815,800	51	66
BEDFORD LENDING CORP	2	\$28,267,000	51	46
BONNEVILLE MORTGAGE CO	2	\$30,954,800	51	45
CALIFORNIA COMMTY REINVTM CORP	2	\$9,576,300	51	58
CAMBRIDGE REALTY CAPITAL	2	\$5,490,500	51	63
CENTURY HEALTH CAPITAL	2	\$6,010,000	51	61
CHAMBERS BANK	2	\$20,501,900	51	49
COOPERATIVE HSG RESOURCES	2	\$12,970,600	51	54
METROPOLITAN FUNDING CORP	2	\$3,637,200	51	68
PENNSYLVANIA HFA	2	\$10,295,000	51	57
RICHMAC FUNDING LLC	2	\$16,150,000	51	52
WYATT FUNDING CORP	2	\$15,733,600	51	55
ZIEGLER FINANCING CORP	2	\$11,491,000	51	56
EASTERN MORTGAGE CAPITAL LLC	1	\$8,700,000	64	60
FORBIX FINANCIAL LLC	1	\$4,333,800	64	64
HOUSING & HEALTHCARE FINC	1	\$3,740,000	64	67
PHARES CO	1	\$552,800	64	69
PRAIRIE MORTGAGE CO	1	\$3,899,200	64	65
STIFEL BANK AND TRUST	1	\$5,824,400	64	62

**LENDER RANKINGS / LEAN CLOSINGS**

LENDER	Number of Loans Closed	Volume	Rank by Loan Count	Rank by Loan Volume
LANCASTER POLLARD MTGE CO	89	\$793,634,900	1	1
HOUSING & HEALTHCARE FINC	73	\$750,470,800	2	2
BERKADIA COMMERCIAL MTG	56	\$458,142,000	3	3
CAPITAL FUNDING LLC	41	\$247,335,600	4	6
KEYBANK NA (KEYCORP REAL ESTATE CAP MKT)	33	\$252,659,500	5	5
<b>RED MORTGAGE CAPITAL</b>	<b>26</b>	<b>\$322,600,600</b>	<b>6</b>	<b>4</b>
CAPITAL ONE MF FINANCE LLC	20	\$243,235,400	7	7
GREYSTONE FUNDING CORP (GREYSTONE SERVICING)	15	\$208,971,700	8	8
CAMBRIDGE REALTY CAPITAL	14	\$134,610,000	9	10
LOVE FUNDING CORP	14	\$84,425,300	9	14
PRUDENTIAL HUNTOON PAIGE	12	\$156,133,100	11	9
WALKER AND DUNLOP LLC (CW CAPITAL)	12	\$94,653,300	11	12
OAK GROVE COMMERCIAL MTG	10	\$41,167,600	13	21
WELLS FARGO BANK NA	10	\$103,447,300	13	11
OPPENHEIMER MF HSG & HCARE	9	\$85,025,500	15	13
JOHNSON CAPITAL HUNTOON HASTINGS	7	\$37,344,700	16	22
REGIONS BANK	6	\$50,320,000	17	18
CENTURY HEALTH CAPITAL	5	\$78,581,300	18	15
GRANDBRIDGE REAL ESTATE CAP	5	\$48,349,500	18	19
LINKS MORTGAGE CORP	5	\$18,125,800	18	25
BELLWETHER REAL EST CAPITAL	4	\$47,842,900	21	20
GERSHMAN INVESTMENT	4	\$32,034,100	21	23
M & T REALTY CORP	3	\$50,839,200	23	17
ARBOR COMMERCIAL MTGE	2	\$9,963,800	24	29
BERKELEY POINT CAPITAL LLC	2	\$10,534,100	24	28
CBRE HMF INC	2	\$10,712,000	24	27
DOUGHERTY MORTGAGE LLC	2	\$25,189,300	24	24
P/R MTGE & INVEST CORP	2	\$9,849,200	24	30
ZIEGLER FINANCING CORP	2	\$54,407,000	24	16
AMERISPHERE MTG FINANCE LLC	1	\$7,366,000	30	32
CENTENNIAL MORTGAGE	1	\$10,745,000	30	26
DAVIS-PENN MTGE	1	\$9,161,800	30	31
FIRST AMERICAN CAPITAL GRP	1	\$2,132,600	30	34
PNC BANK NA	1	\$3,200,200	30	35

**LENDER RANKINGS / LEAN FIRM COMMITMENTS**

LENDER	Firm Commitments	Volume	Rank by Commitments	Rank by Volume
LANCASTER POLLARD MTGE CO	116	\$1,025,454,400	1	1
HOUSING & HEALTHCARE FINC	79	\$847,340,100	2	2
CAPITAL FUNDING LLC	54	\$366,119,830	3	3
BERKADIA COMMERCIAL MTG	41	\$293,533,200	4	4
KEYBANK NA (KEYCORP REAL ESTATE CAP MKT)	38	\$289,601,700	5	5
<b>RED MORTGAGE CAPITAL</b>	<b>22</b>	<b>\$197,246,400</b>	<b>6</b>	<b>7</b>
CAPITAL ONE MF FINANCE LLC	21	\$250,468,200	7	6
LOVE FUNDING CORP	16	\$98,315,600	8	12
WALKER AND DUNLOP LLC (CW CAPITAL)	15	\$99,678,100	9	11
CAMBRIDGE REALTY CAPITAL	13	\$160,561,500	10	8
PRUDENTIAL HUNTOON PAIGE	12	\$101,967,900	11	10
OAK GROVE COMMERCIAL MTG	11	\$48,527,600	12	18
REGIONS BANK	8	\$61,415,000	13	14
OPPENHEIMER MF HSG & HCARE	7	\$49,083,800	14	17
GREYSTONE FUNDING CORP (GREYSTONE SERVICING)	6	\$117,196,300	15	9
JOHNSON CAPITAL HUNTOON HASTINGS	6	\$33,867,900	15	21
CENTURY HEALTH CAPITAL	4	\$73,276,700	17	13
GERSHMAN INVESTMENT	4	\$32,034,100	17	22
GRANDBRIDGE REAL ESTATE CAP	4	\$44,673,000	17	19
M & T REALTY CORP	4	\$59,899,700	17	15
FIRST AMERICAN CAPITAL GRP	3	\$35,924,600	21	20
WELLS FARGO BANK NA	3	\$29,103,900	21	23
AMERISPHERE MTG FINANCE LLC	2	\$13,126,000	23	29
ARBOR COMMERCIAL MTGE	2	\$9,963,800	23	32
CBRE HMF INC	2	\$10,712,000	23	31
CENTENNIAL MORTGAGE	2	\$18,438,000	23	25
LINKS MORTGAGE CORP	2	\$14,525,400	23	28
ZIEGLER FINANCING CORP	2	\$54,407,000	23	16
BEDFORD LENDING CORP	1	\$3,642,000	29	37
BERKELEY POINT CAPITAL LLC	1	\$1,672,200	29	40
CAIN BROTHERS FUNDING LLC	1	\$18,528,200	29	24
DOUGHERTY MORTGAGE LLC	1	\$7,537,500	29	35
ENTERPRISE COMMUNITY INVMT	1	\$15,861,400	29	27
HFC FUNDING CORP	1	\$5,000,000	29	36
PARAGON MORTGAGE	1	\$16,125,300	29	26
PILLAR CAPITAL FINANCE LLC	1	\$7,760,000	29	33
PNC BANK NA	1	\$3,200,200	29	38
SIMS MORTGAGE FUNDING	1	\$11,008,000	29	30
STIFEL BANK AND TRUST	1	\$7,740,100	29	34
TAVERNIER CAPITAL FUNDING	1	\$2,742,900	29	39

**LENDER RANKINGS / MAP FIRM COMMITMENTS BY LENDING PROGRAM**

LENDER	223(a)(7) REFI APTS		223(f) REFI/PURCHASE APTS		FHA NC/SR APTS		241(a) IMPVMTS APTS	
	COUNT	VOLUME	COUNT	VOLUME	COUNT	VOLUME	COUNT	VOLUME
BERKADIA COMMERCIAL MTG	13	\$109,833,800	68	\$644,159,500	8	\$136,135,100	0	\$0
WALKER AND DUNLOP LLC (CW CAPITAL)	6	\$59,080,900	65	\$671,742,721	14	\$229,984,700	0	\$0
GREYSTONE FUNDING CORP (GREYSTONE SERVICING)	25	\$227,701,300	47	\$786,726,600	0	\$0	0	\$0
<b>RED MORTGAGE CAPITAL</b>	<b>14</b>	<b>\$27,597,800</b>	<b>37</b>	<b>\$406,785,200</b>	<b>14</b>	<b>\$135,737,100</b>	<b>1</b>	<b>\$6,777,400</b>
OAK GROVE COMMERCIAL MTG	2	\$23,470,300	44	\$381,123,000	7	\$97,749,300	0	\$0
P/R MTGE & INVEST CORP	4	\$51,333,400	40	\$349,819,000	5	\$108,248,400	0	\$0
LOVE FUNDING CORP	5	\$30,242,600	29	\$122,869,757	13	\$146,810,200	0	\$0
LANCASTER POLLARD MTGE CO	3	\$4,149,100	28	\$89,792,400	12	\$70,894,000	0	\$0
WELLS FARGO BANK NA	4	\$86,742,300	24	\$311,678,800	8	\$106,508,400	0	\$0
OPPENHEIMER MF HSG & HCARE	6	\$58,924,900	23	\$191,658,500	6	\$62,969,600	0	\$0
DOUGHERTY MORTGAGE LLC	2	\$24,819,800	20	\$213,887,900	10	\$134,857,300	0	\$0
ROCKPORT MORTGAGE	0	\$0	31	\$279,046,800	1	\$6,209,700	0	\$0
DRAPER & KRAMER COMCL MTGE	2	\$11,826,400	22	\$182,092,300	1	\$13,198,700	0	\$0
AGM FINANCIAL SERVICES	0	\$0	8	\$113,420,200	15	\$213,649,800	0	\$0
PILLAR CAPITAL FINANCE LLC	3	\$45,011,600	12	\$69,874,400	8	\$45,891,500	0	\$0
PNC BANK NA	3	\$26,330,386	10	\$104,478,700	9	\$55,004,800	0	\$0
PRUDENTIAL HUNTOON PAIGE	3	\$40,130,900	11	\$92,748,400	6	\$36,907,400	0	\$0
CBRE HMF INC	3	\$49,541,200	14	\$178,113,000	2	\$57,513,400	0	\$0
DAVIS-PENN MTGE	3	\$22,032,400	13	\$64,572,100	2	\$30,884,300	0	\$0
ARBOR COMMERCIAL MTGE	4	\$36,083,100	10	\$42,547,000	3	\$39,569,000	0	\$0
BELLWETHER REAL EST CAPITAL	1	\$2,300,000	15	\$84,314,900	1	\$21,112,200	0	\$0
HIGHLAND COMMERCIAL MTGE	3	\$47,637,300	6	\$29,172,100	8	\$143,111,100	0	\$0
FIRST HSG DEVMT CORP OF FL	1	\$1,938,800	14	\$143,368,300	1	\$4,500,000	0	\$0
CENTERLINE MTGE CAPITAL	1	\$9,010,600	12	\$129,243,700	2	\$16,076,400	0	\$0
GERSHMAN INVESTMENT	2	\$5,290,900	7	\$47,419,600	6	\$52,564,900	0	\$0
AMERISPHERE MTG FINANCE LLC	2	\$35,421,500	9	\$84,024,880	3	\$25,826,500	0	\$0
KEYBANK NA (KEYCORP REAL ESTATE CAP MKT)	1	\$3,890,800	13	\$202,128,500	0	\$0	0	\$0
CAPITAL ONE MF FINANCE LLC	3	\$25,891,800	9	\$138,962,600	1	\$8,504,700	0	\$0
GRANDBRIDGE REAL ESTATE CAP	3	\$20,824,400	8	\$83,529,800	2	\$39,872,500	0	\$0
CENTENNIAL MORTGAGE	3	\$29,944,800	7	\$56,005,200	1	\$1,480,700	0	\$0
MASON JOSEPH COMPANY INC	2	\$28,788,400	0	\$0	7	\$110,832,700	0	\$0
REGIONS BANK	0	\$0	9	\$108,324,900	0	\$0	0	\$0
BERKELEY POINT CAPITAL LLC	1	\$9,817,500	6	\$53,212,500	0	\$0	0	\$0
GREAT LAKES FINANCIAL GRP	0	\$0	7	\$27,942,100	0	\$0	0	\$0
ROCKHALL FUNDING CORP	0	\$0	4	\$18,712,600	3	\$49,498,400	0	\$0
ACRE CAPITAL LLC	0	\$0	6	\$139,136,800	0	\$0	0	\$0
TAVERNIER CAPITAL FUNDING	1	\$798,900	5	\$15,385,700	0	\$0	0	\$0
HFC FUNDING CORP	1	\$37,389,900	2	\$3,732,000	2	\$25,863,200	0	\$0
JOHNSON CAPITAL HUNTOON HASTINGS	1	\$4,919,700	4	\$35,173,200	0	\$0	0	\$0
M & T REALTY CORP	0	\$0	2	\$31,608,000	3	\$81,208,800	0	\$0
PARAGON MORTGAGE	1	\$14,100,000	2	\$69,425,400	2	\$75,655,700	0	\$0
SIMS MORTGAGE FUNDING	1	\$21,966,700	4	\$27,880,700	0	\$0	0	\$0
COLUMBIA NATL REAL ESTATE	0	\$0	3	\$61,734,400	1	\$39,999,000	0	\$0
NORTHPOINT CAPITAL LLC	1	\$935,000	1	\$3,270,000	2	\$13,117,700	0	\$0
ARMSTRONG MORTGAGE	0	\$0	2	\$10,765,400	0	\$0	1	\$962,000
CRAIN MORTGAGE GROUP, LLC	0	\$0	1	\$10,619,800	2	\$26,912,400	0	\$0
DEVELOPERS MTGE CORP	0	\$0	2	\$11,472,000	1	\$21,180,000	0	\$0
FOREST CITY CAPITAL CORP	1	\$15,500,000	1	\$4,700,000	1	\$3,575,000	0	\$0
LAY COMMERCIAL MTGE LLC	0	\$0	3	\$9,200,000	0	\$0	0	\$0
RED STONE AGENCY LENDING	1	\$12,511,400	2	\$19,904,200	0	\$0	0	\$0
BANK OF MONTANA	0	\$0	2	\$3,868,000	0	\$0	0	\$0
BEDFORD LENDING CORP	0	\$0	0	\$0	2	\$28,267,000	0	\$0
BONNEVILLE MORTGAGE CO	0	\$0	1	\$8,480,000	1	\$22,474,800	0	\$0
CALIFORNIA COMMTY REINVTM CORP	0	\$0	2	\$9,695,300	0	\$0	0	\$0
CAMBRIDGE REALTY CAPITAL	1	\$1,918,100	1	\$3,572,400	0	\$0	0	\$0
CENTURY HEALTH CAPITAL	0	\$0	2	\$6,035,000	0	\$0	0	\$0
CHAMBERS BANK	0	\$0	1	\$4,440,000	1	\$16,065,700	0	\$0
COOPERATIVE HSG RESOURCES	1	\$8,387,600	0	\$0	1	\$4,583,000	0	\$0
METROPOLITAN FUNDING CORP	1	\$407,200	1	\$3,230,000	0	\$0	0	\$0
PENNSYLVANIA HFA	0	\$0	1	\$9,170,000	1	\$1,125,000	0	\$0
RICHMAC FUNDING LLC	0	\$0	2	\$16,165,000	0	\$0	0	\$0
WYATT FUNDING CORP	0	\$0	2	\$15,733,600	0	\$0	0	\$0
ZIEGLER FINANCING CORP	0	\$0	2	\$11,491,000	0	\$0	0	\$0
EASTERN MORTGAGE CAPITAL LLC	0	\$0	1	\$12,520,000	0	\$0	0	\$0
FORBIX FINANCIAL LLC	0	\$0	1	\$4,219,900	0	\$0	0	\$0
HOUSING & HEALTHCARE FINC	0	\$0	1	\$3,740,000	0	\$0	0	\$0
PHARES CO	0	\$0	1	\$552,800	0	\$0	0	\$0
PRAIRIE MORTGAGE CO	1	\$3,899,200	0	\$0	0	\$0	0	\$0
STIFEL BANK AND TRUST	0	\$0	1	\$5,824,400	0	\$0	0	\$0
<b>TOTAL</b>	<b>140</b>	<b>\$1,278,342,686</b>	<b>744</b>	<b>\$7,076,242,958</b>	<b>199</b>	<b>\$2,562,130,100</b>	<b>2</b>	<b>\$7,739,400</b>

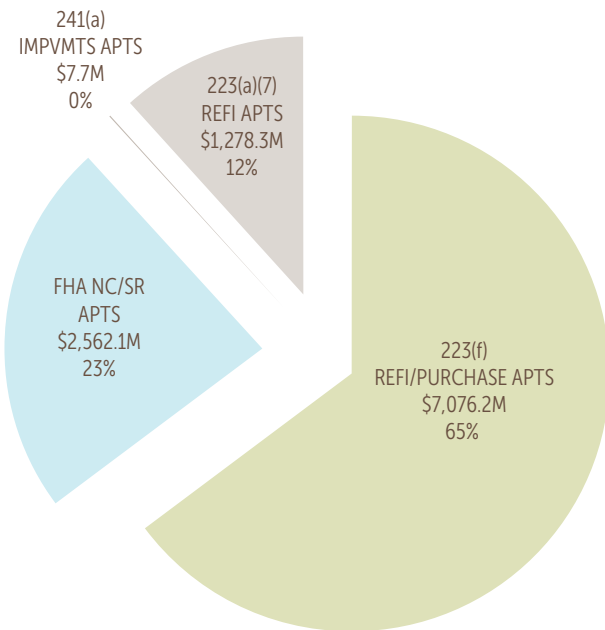
**LENDER RANKINGS / LEAN FIRM COMMITMENTS BY LENDING PROGRAM**

LENDER	223(a)(7) REFI		223(f) REFI/ACQUISITION		NC/SR 232		241(a) IMPV/ADDS		2YR OPTG LOSS ALF	
	COUNT	VOLUME	COUNT	VOLUME	COUNT	VOLUME	COUNT	VOLUME	COUNT	VOLUME
LANCASTER POLLARD MTGE CO	5	\$24,614,000	99	\$839,930,600	7	\$143,357,500	5	\$21,453,700	0	\$0
HOUSING & HEALTHCARE FINC	7	\$71,470,000	72	\$776,846,200	0	\$0	0	\$0	0	\$0
CAPITAL FUNDING LLC	1	\$7,363,200	51	\$333,806,100	2	\$24,373,200	0	\$0	0	\$0
BERKADIA COMMERCIAL MTG	7	\$65,392,200	33	\$207,623,100	1	\$21,780,000	0	\$0	0	\$0
KEYBANK NA (KEYCORP REAL ESTATE CAP MKT)	1	\$3,811,300	37	\$285,579,600	0	\$0	0	\$0	0	\$0
<b>RED MORTGAGE CAPITAL</b>	<b>2</b>	<b>\$9,145,600</b>	<b>18</b>	<b>\$155,813,900</b>	<b>0</b>	<b>\$0</b>	<b>2</b>	<b>\$34,533,700</b>	<b>0</b>	<b>\$0</b>
CAPITAL ONE MF FINANCE LLC	6	\$59,593,500	15	\$192,050,500	0	\$0	0	\$0	0	\$0
LOVE FUNDING CORP	3	\$25,251,400	11	\$62,639,000	0	\$0	2	\$11,081,000	0	\$0
WALKER AND DUNLOP LLC (CW CAPITAL)	0	\$0	15	\$98,779,700	0	\$0	0	\$0	0	\$0
CAMBRIDGE REALTY CAPITAL	3	\$28,044,500	10	\$133,837,100	0	\$0	0	\$0	0	\$0
PRUDENTIAL HUNTOON PAIGE	3	\$15,063,400	7	\$43,160,500	0	\$0	2	\$43,846,900	0	\$0
OAK GROVE COMMERCIAL MTG	5	\$7,304,000	6	\$42,049,600	0	\$0	0	\$0	0	\$0
REGIONS BANK	0	\$0	8	\$61,414,900	0	\$0	0	\$0	0	\$0
OPPENHEIMER MF HSG & HCARE	1	\$4,431,700	3	\$24,402,900	2	\$19,120,000	1	\$1,532,300	0	\$0
GREYSTONE FUNDING CORP (GREYSTONE SERVICING)	1	\$14,093,300	5	\$103,101,000	0	\$0	0	\$0	0	\$0
JOHNSON CAPITAL HUNTOON HASTINGS	2	\$14,077,800	4	\$20,260,800	0	\$0	0	\$0	0	\$0
CENTURY HEALTH CAPITAL	0	\$0	2	\$34,642,000	2	\$38,708,800	0	\$0	0	\$0
GERSHMAN INVESTMENT	1	\$7,659,600	1	\$4,725,900	1	\$14,078,700	1	\$5,260,200	0	\$0
GRANDBRIDGE REAL ESTATE CAP	2	\$12,591,400	1	\$6,758,300	1	\$25,612,500	0	\$0	0	\$0
M & T REALTY CORP	0	\$0	4	\$59,899,700	0	\$0	0	\$0	0	\$0
FIRST AMERICAN CAPITAL GRP	0	\$0	2	\$33,792,000	0	\$0	1	\$2,132,600	0	\$0
WELLS FARGO BANK NA	1	\$3,017,500	2	\$26,200,400	0	\$0	0	\$0	0	\$0
AMERISPHERE MTG FINANCE LLC	0	\$0	2	\$13,360,200	0	\$0	0	\$0	0	\$0
ARBOR COMMERCIAL MTGE	0	\$0	2	\$9,963,800	0	\$0	0	\$0	0	\$0
CBRE HMF INC	0	\$0	2	\$10,712,000	0	\$0	0	\$0	0	\$0
CENTENNIAL MORTGAGE	0	\$0	1	\$4,394,600	1	\$14,043,400	0	\$0	0	\$0
LINKS MORTGAGE CORP	1	\$2,825,400	0	\$0	1	\$11,700,000	0	\$0	0	\$0
ZIEGLER FINANCING CORP	0	\$0	2	\$54,610,000	0	\$0	0	\$0	0	\$0
BEDFORD LENDING CORP	0	\$0	1	\$3,642,000	0	\$0	0	\$0	0	\$0
BERKELEY POINT CAPITAL LLC	0	\$0	0	\$0	0	\$0	0	\$0	1	\$1,672,200
CAIN BROTHERS FUNDING LLC	0	\$0	1	\$18,528,200	0	\$0	0	\$0	0	\$0
DOUGHERTY MORTGAGE LLC	1	\$7,537,500	0	\$0	0	\$0	0	\$0	0	\$0
ENTERPRISE COMMUNITY INVMT	0	\$0	0	\$0	1	\$15,861,400	0	\$0	0	\$0
HFC FUNDING CORP	0	\$0	1	\$5,000,000	0	\$0	0	\$0	0	\$0
PARAGON MORTGAGE	0	\$0	1	\$16,125,300	0	\$0	0	\$0	0	\$0
PILLAR CAPITAL FINANCE LLC	0	\$0	1	\$7,760,000	0	\$0	0	\$0	0	\$0
PNC BANK NA	1	\$3,200,200	0	\$0	0	\$0	0	\$0	0	\$0
SIMS MORTGAGE FUNDING	0	\$0	1	\$11,008,000	0	\$0	0	\$0	0	\$0
STIFEL BANK AND TRUST	1	\$7,740,100	0	\$0	0	\$0	0	\$0	0	\$0
TAVERNIER CAPITAL FUNDING	0	\$0	0	\$0	0	\$0	1	\$2,742,900	0	\$0
<b>TOTAL</b>	<b>55</b>	<b>\$394,229,600</b>	<b>421</b>	<b>\$3,702,417,900</b>	<b>19</b>	<b>\$328,635,500</b>	<b>15</b>	<b>\$122,583,300</b>	<b>1</b>	<b>\$1,672,200</b>

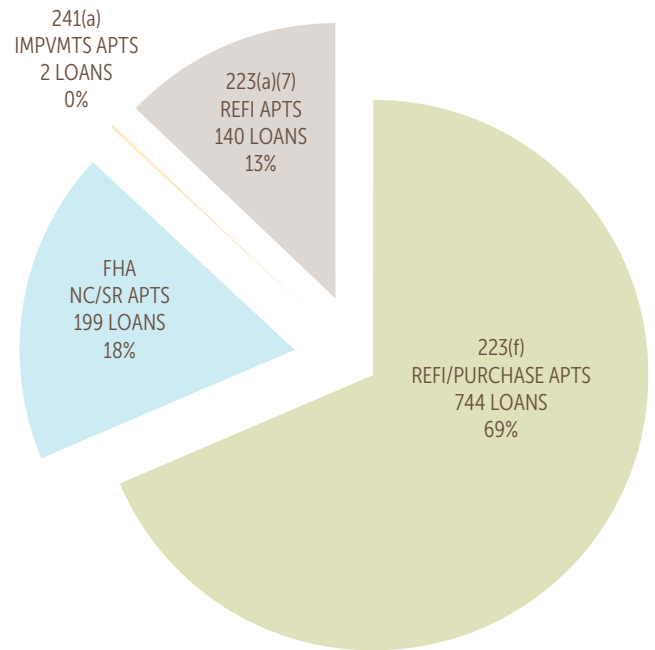
FHA Lender Ranking Summary | FY 2014  
Chapter 2: **MAP LOAN ACTIVITY**  
**BY PROGRAM**



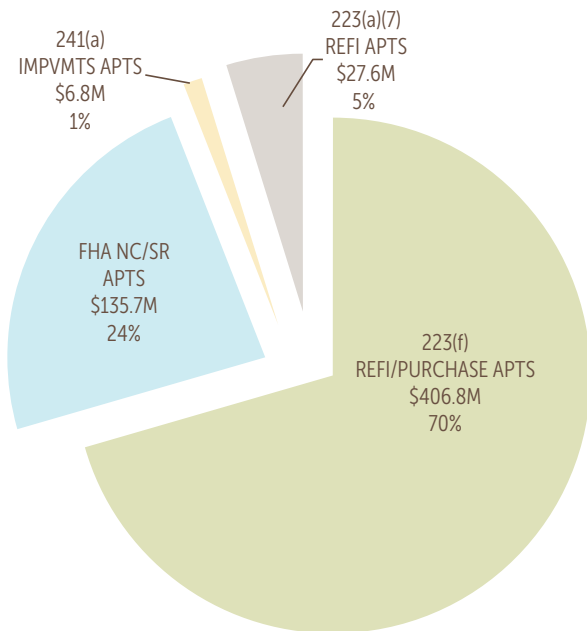
**TOTAL FHA MAP LOAN VOLUME**  
BY PROGRAM (IN MILLIONS)



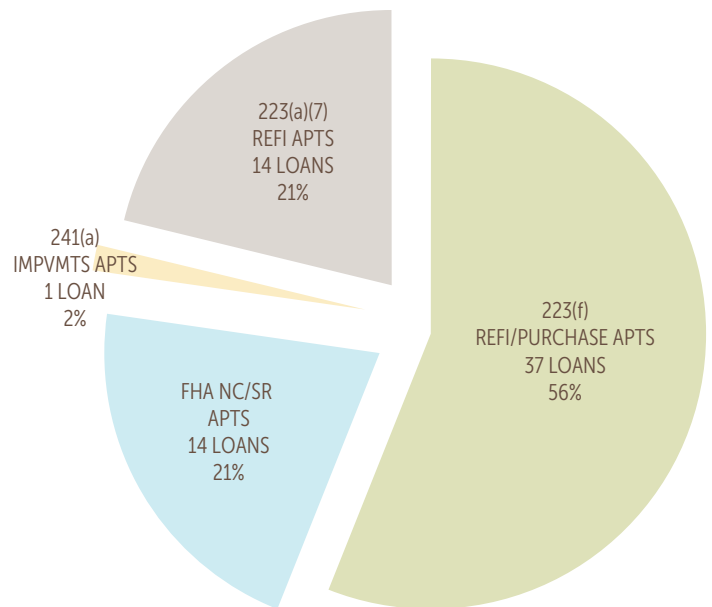
**TOTAL FHA MAP LOAN COUNT**  
BY PROGRAM



**RMC FHA MAP LOAN VOLUME**  
BY PROGRAM (IN MILLIONS)

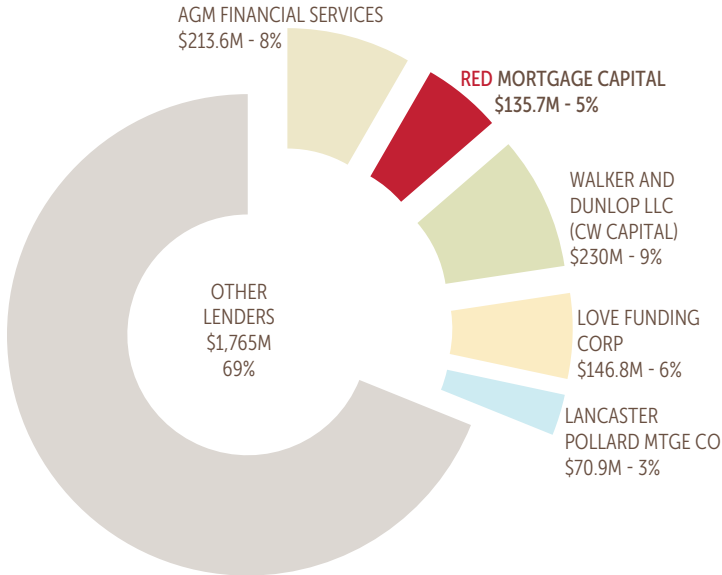


**RMC FHA MAP LOAN COUNT**  
BY PROGRAM

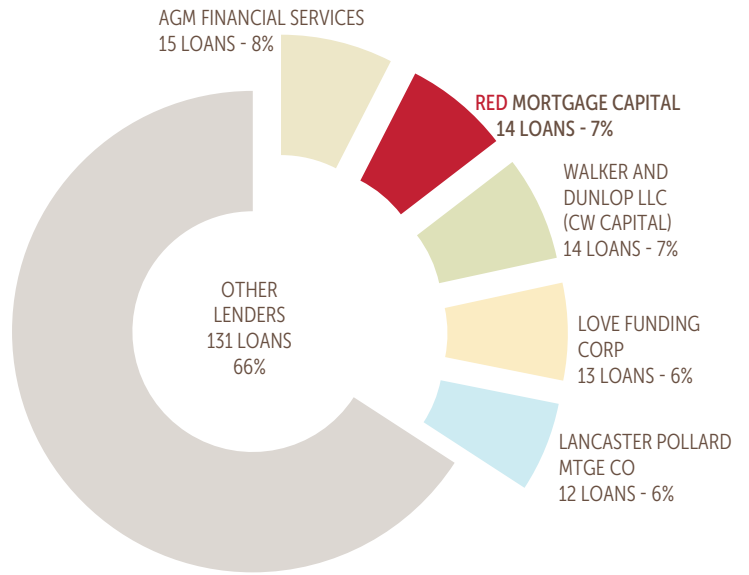


**MOST ACTIVE MAP LENDERS:  
NEW CONSTRUCTION/SUB REHAB VOLUME**

(IN MILLIONS)

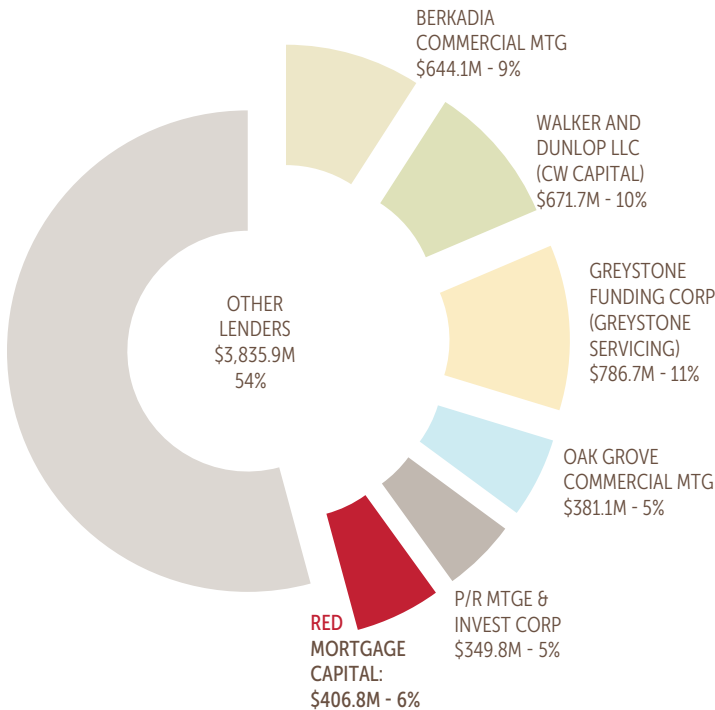


**MOST ACTIVE MAP LENDERS:  
NEW CONSTRUCTION/SUB REHAB LOAN COUNT**

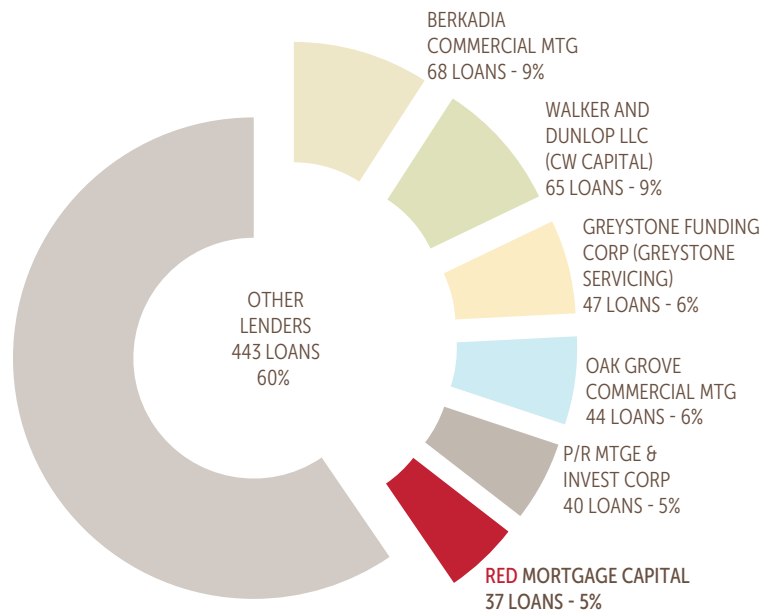


**MOST ACTIVE MAP LENDERS:  
223(f) REFI/PURCHASE VOLUME**

(IN MILLIONS)

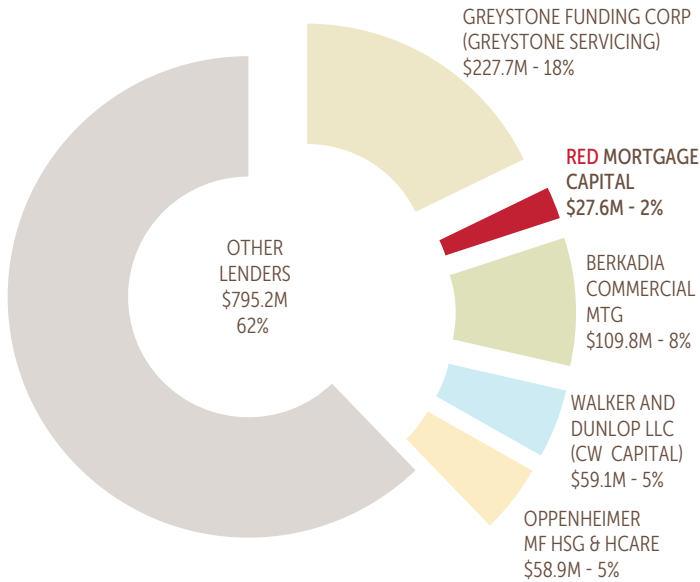


**MOST ACTIVE MAP LENDERS:  
223(f) REFI/PURCHASE COUNT**

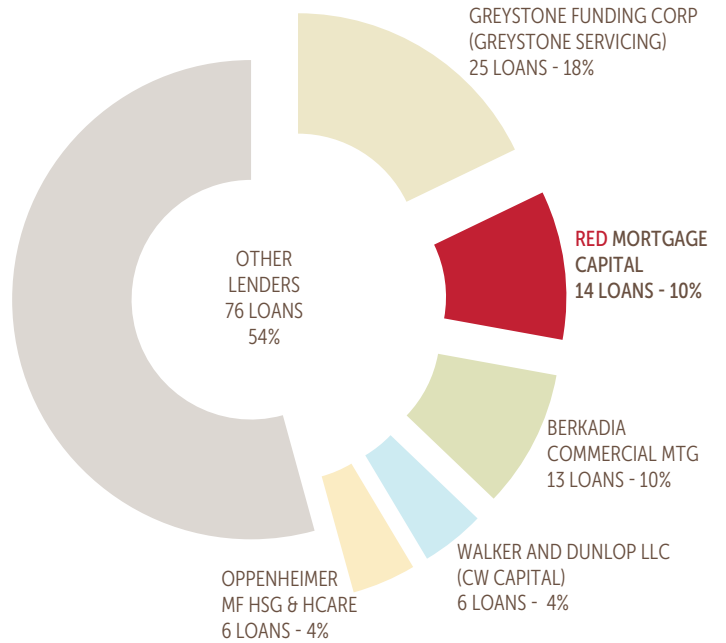


**MOST ACTIVE MAP LENDERS:  
223(a)(7) REFI VOLUME**

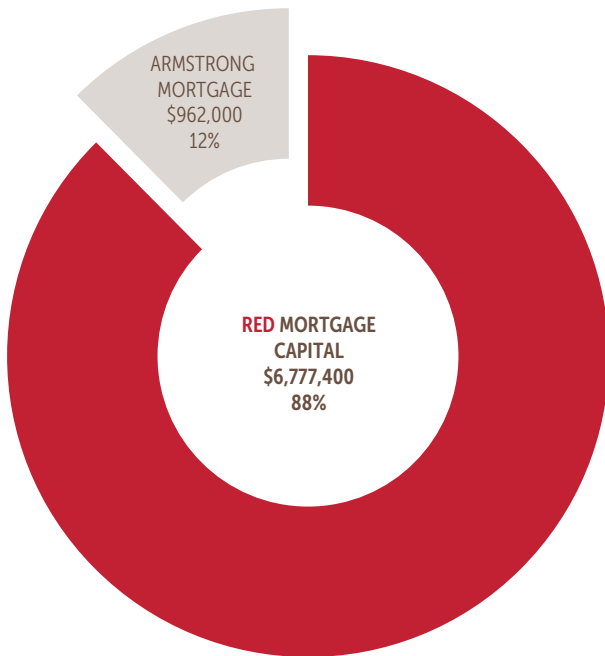
(IN MILLIONS)



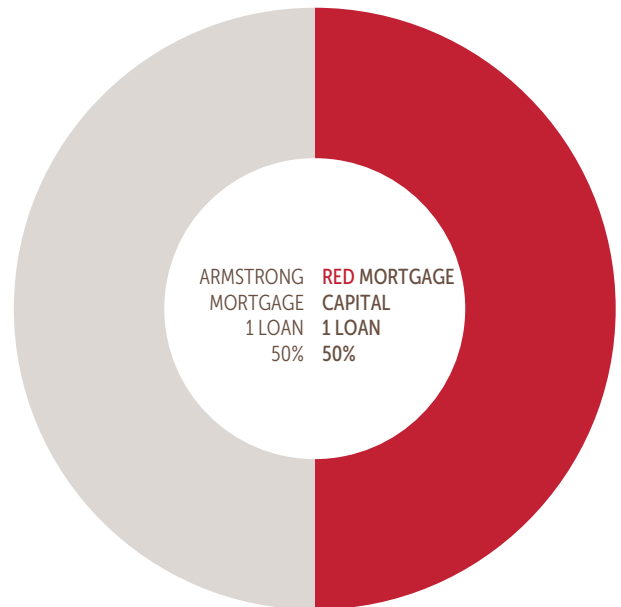
**MOST ACTIVE MAP LENDERS:  
223(a)(7) REFI LOAN COUNT**



**MOST ACTIVE MAP LENDERS:  
241(a) REFI/PURCHASE VOLUME**

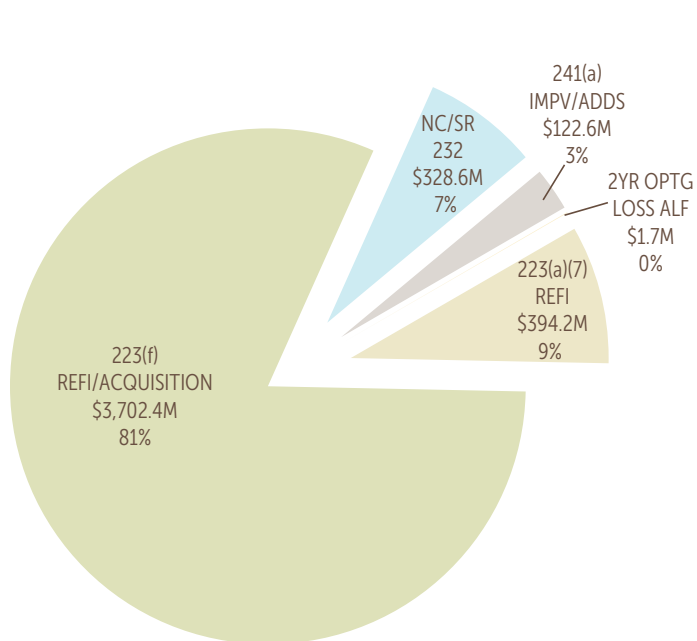


**MOST ACTIVE MAP LENDERS:  
241(a) REFI/PURCHASE LOAN COUNT**

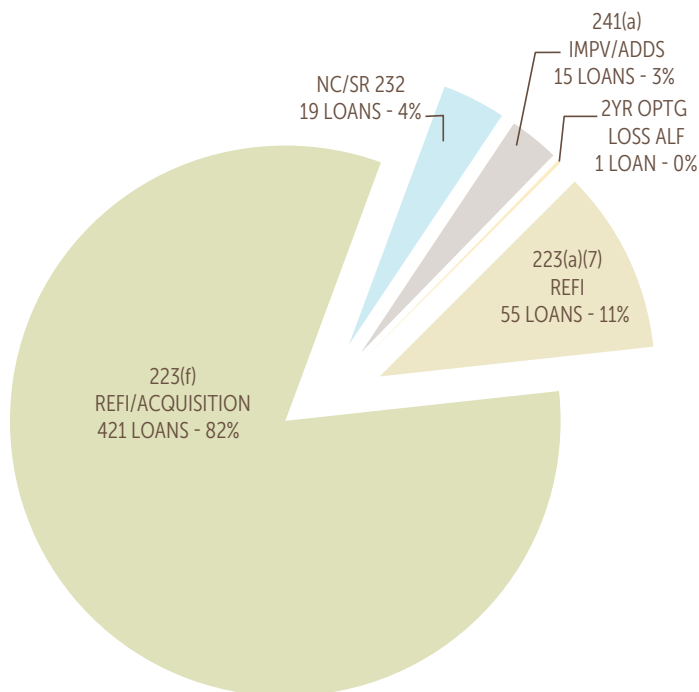


FHA Lender Ranking Summary | FY 2014  
Chapter 3: **LEAN LOAN ACTIVITY**  
**BY PROGRAM**

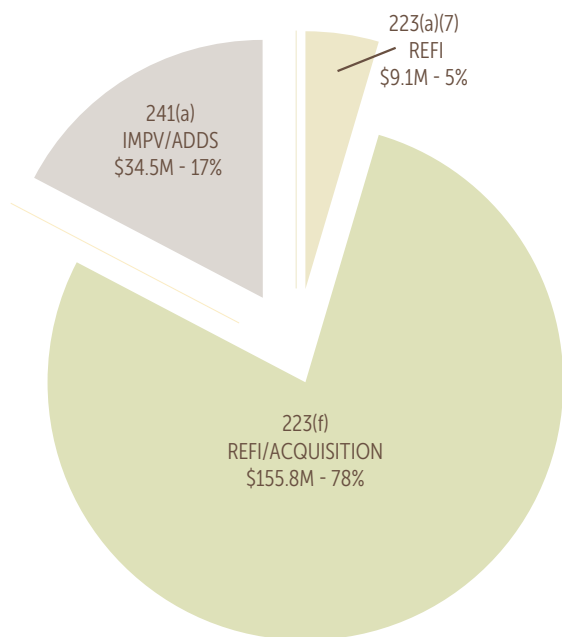
**TOTAL FHA LEAN LOAN VOLUME**  
BY PROGRAM (IN MILLIONS)



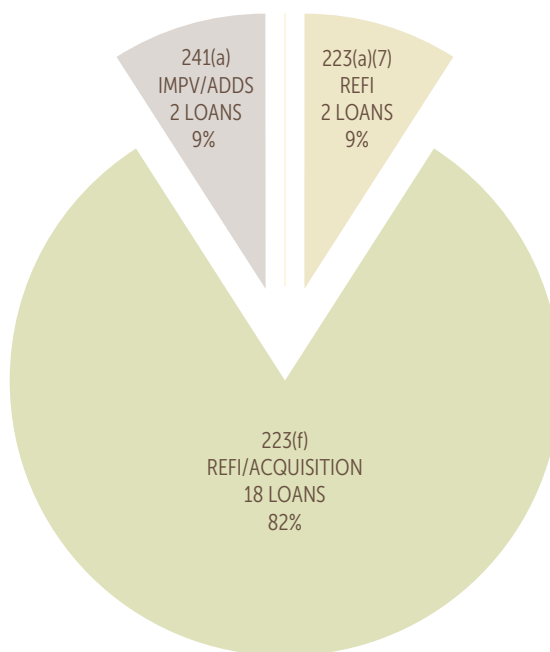
**TOTAL FHA LEAN LOAN COUNT**  
BY PROGRAM



**RMC FHA LEAN LOAN VOLUME**  
BY PROGRAM (IN MILLIONS)

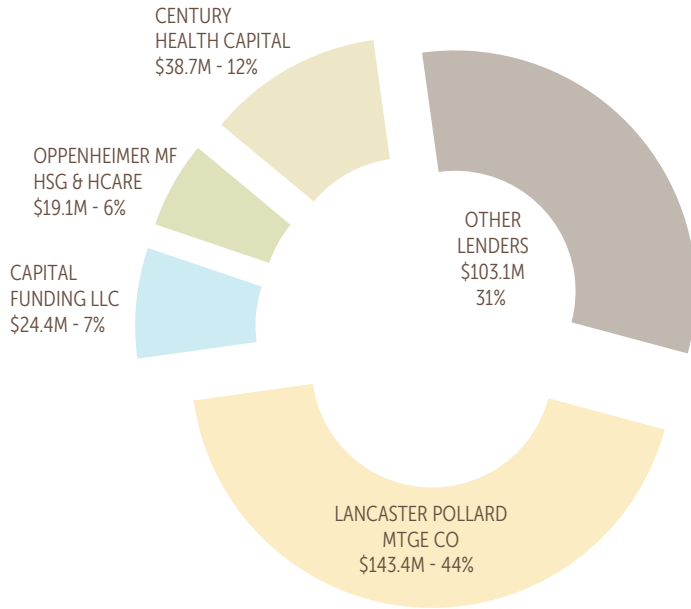


**RMC FHA LEAN LOAN COUNT**  
BY PROGRAM

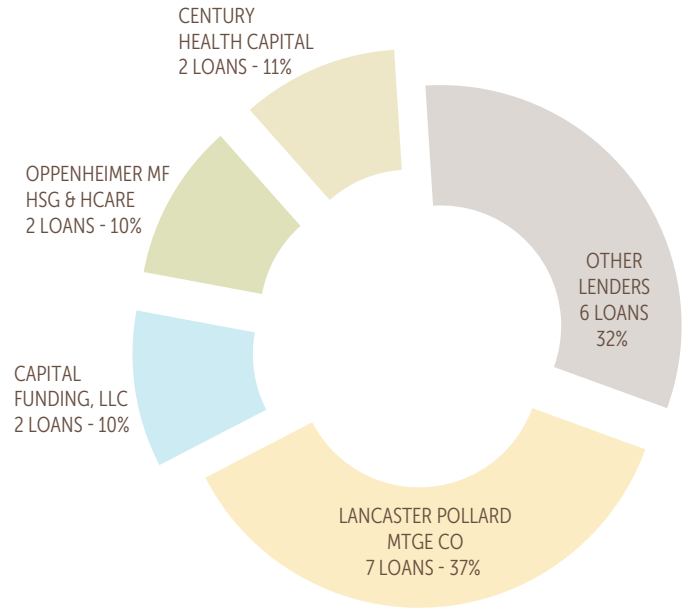


**MOST ACTIVE LEAN LENDERS:  
NEW CONSTRUCTION/SUB REHAB VOLUME**

(IN MILLIONS)

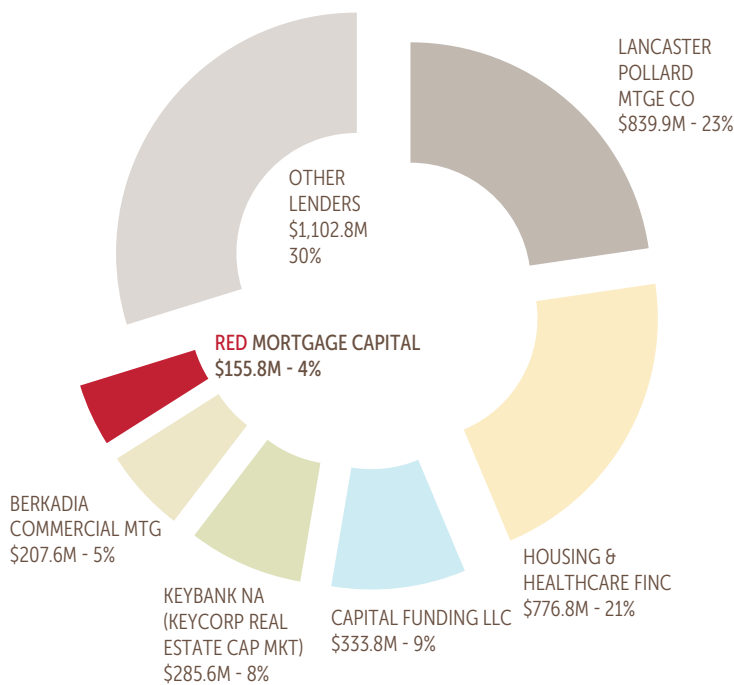


**MOST ACTIVE LEAN LENDERS:  
NEW CONSTRUCTION/SUB REHAB LOAN COUNT**

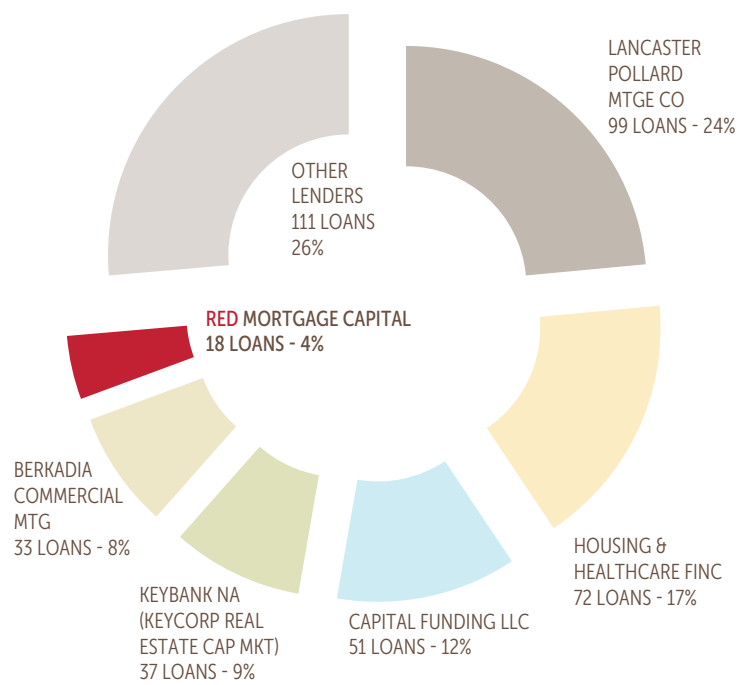


**MOST ACTIVE LEAN LENDERS:  
223(f) REFI/PURCHASE VOLUME**

(IN MILLIONS)

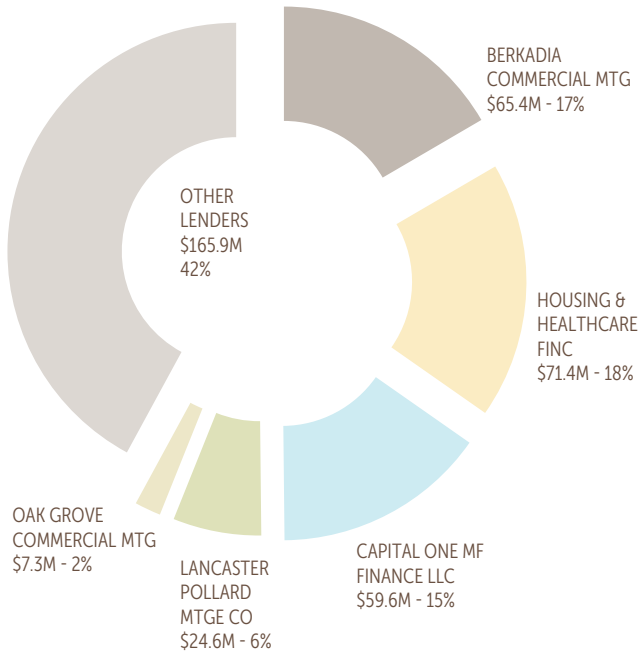


**MOST ACTIVE LEAN LENDERS:  
223(f) REFI/PURCHASE COUNT**

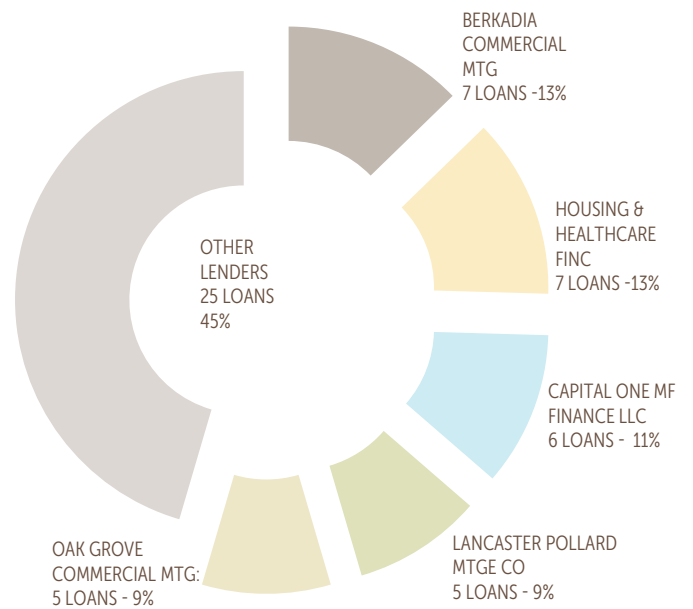


**MOST ACTIVE LEAN LENDERS:  
223(a)(7) REFI VOLUME**

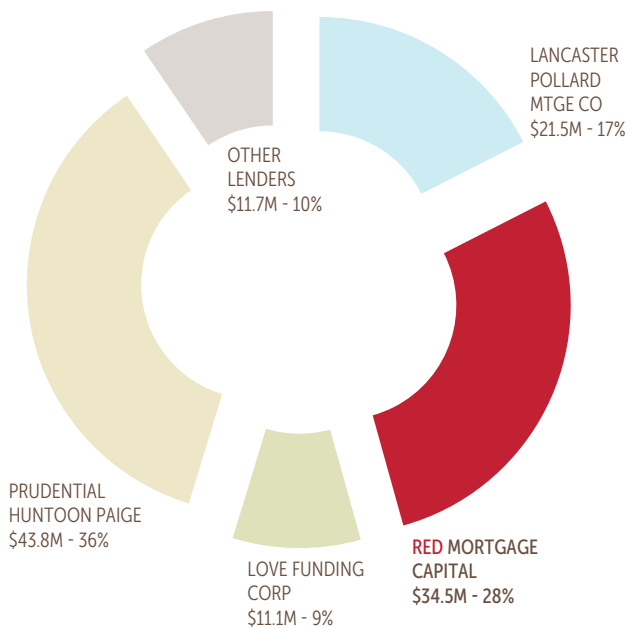
(IN MILLIONS)



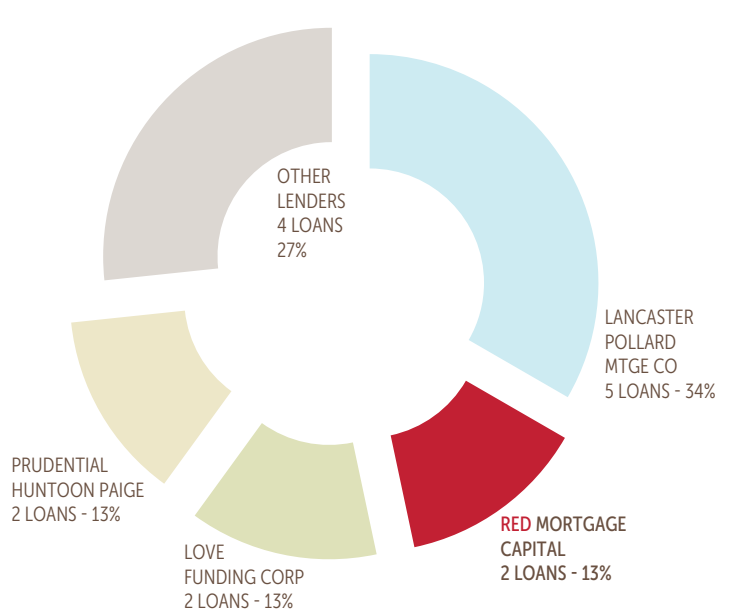
**MOST ACTIVE LEAN LENDERS:  
223(a)(7) REFI LOAN COUNT**



**MOST ACTIVE LEAN LENDERS:  
241(a) REFI/PURCHASE VOLUME**



**MOST ACTIVE LEAN LENDERS:  
241(a) REFI/PURCHASE LOAN COUNT**



FHA Lender Ranking Summary | FY 2014  
Chapter 4: **MAP LENDING ACTIVITY**  
*BY STATE & LENDER*



MAP LOANS (FIRM COMMITMENTS) BY LENDER & PROJECT LOCATION

REGION: NEW YORK CITY															Total
LENDER	Connecticut	Delaware	District Of Columbia	Maine	Maryland	Massachusetts	New Hampshire	New Jersey	New York	Pennsylvania	Rhode Island	Vermont	Virginia	West Virginia	
ACRE CAPITAL LLC	0	0	0	0	0	0	0	0	0	0	0	0	0	0	0
AGM FINANCIAL SERVICES	0	0	2	0	9	0	0	0	0	0	0	0	3	0	14
AMERISPHERE MTG FINANCE LLC	0	0	0	0	0	0	0	0	0	0	0	0	0	0	0
ARBOR COMMERCIAL MTGE	1	1	0	0	0	1	1	0	0	0	0	0	1	0	5
ARMSTRONG MORTGAGE	0	0	0	0	0	0	0	0	0	0	0	0	0	0	0
BANK OF MONTANA	0	0	0	0	0	0	0	0	0	0	0	0	0	0	0
BEDFORD LENDING CORP	0	0	0	0	0	0	1	0	0	0	0	0	0	0	1
BELLWETHER REAL EST CAPITAL	1	0	0	0	0	0	0	0	0	2	0	0	0	0	3
BERKADIA COMMERCIAL MTG	1	0	0	0	0	0	0	1	1	1	0	0	7	0	11
BERKELEY POINT CAPITAL LLC	0	0	0	0	0	0	0	0	0	0	1	0	0	0	1
BONNEVILLE MORTGAGE CO	0	0	0	0	0	0	0	0	0	0	0	0	0	0	0
CALIFORNIA COMMTY REINVTM CORP	0	0	0	0	0	0	0	0	0	0	0	0	0	0	0
CAMBRIDGE REALTY CAPITAL	0	0	0	0	0	0	0	0	0	1	0	0	0	0	1
CAPITAL ONE MF FINANCE LLC	0	0	0	0	4	0	0	0	2	1	0	0	2	0	9
CBRE HMF INC	0	0	0	0	0	1	0	0	0	0	0	0	0	0	1
CENTENNIAL MORTGAGE	0	0	0	0	0	0	0	0	0	0	0	0	0	0	0
CENTERLINE MTGE CAPITAL	0	0	0	0	0	0	0	0	5	1	0	0	0	0	6
CENTURY HEALTH CAPITAL	0	0	0	0	0	0	0	0	2	0	0	0	0	0	2
CHAMBERS BANK	0	0	0	0	0	0	0	0	0	0	0	0	0	0	0
COLUMBIA NATL REAL ESTATE	0	0	0	0	4	0	0	0	0	0	0	0	0	0	4
COOPERATIVE HSG RESOURCES	0	0	0	0	0	0	0	0	0	0	0	0	0	0	0
CRAIN MORTGAGE GROUP, LLC	0	0	0	0	0	0	0	0	0	0	0	0	0	0	0
DAVIS-PENN MTGE	0	0	0	0	0	0	0	0	3	1	0	0	0	0	4
DEVELOPERS MTGE CORP	0	0	0	0	0	0	0	0	0	0	0	0	0	0	0
DOUGHERTY MORTGAGE LLC	0	0	0	0	0	0	0	0	0	0	0	0	0	0	0
DRAPER & KRAMER COMCL MTGE	0	0	0	0	0	0	0	0	0	0	0	0	0	0	0
EASTERN MORTGAGE CAPITAL LLC	0	0	0	0	0	0	0	0	0	0	0	0	0	0	0
FIRST HSG DEVMT CORP OF FL	0	0	0	0	0	0	0	0	0	0	0	0	0	0	0
FORBIX FINANCIAL LLC	0	0	0	0	0	0	0	0	0	0	0	0	0	0	0
FOREST CITY CAPITAL CORP	0	1	0	0	0	0	0	0	0	0	0	0	0	0	1
GERSHMAN INVESTMENT	0	0	0	0	0	0	0	0	0	0	0	0	0	0	0
GRANDBRIDGE REAL ESTATE CAP	0	0	0	0	2	0	0	0	0	0	0	0	0	0	2
GREAT LAKES FINANCIAL GRP	0	0	0	0	0	0	0	0	0	0	0	0	0	0	0
GREYSTONE FUNDING CORP (GREYSTONE SERVICING)	0	0	0	0	0	2	1	2	4	0	0	0	2	0	11
HFC FUNDING CORP	0	0	0	0	0	0	0	0	0	0	0	0	0	0	0
HIGHLAND COMMERCIAL MTGE	0	0	0	0	0	0	0	0	0	0	0	0	1	0	1
HOUSING & HEALTHCARE FINC	0	0	0	0	0	0	0	1	0	0	0	0	0	0	1
JOHNSON CAPITAL HUNTOON HASTINGS	0	0	0	0	0	0	0	0	1	0	0	0	0	0	1
KEYBANK NA (KEYCORP REAL ESTATE CAP MKT)	0	0	0	0	0	0	0	0	1	0	0	0	0	0	1
LANCASTER POLLARD MTGE CO	0	0	0	0	0	0	0	1	0	2	0	0	1	2	6
LAY COMMERCIAL MTGE LLC	0	0	0	0	0	0	0	0	0	0	0	0	0	0	0
LOVE FUNDING CORP	0	0	0	0	1	1	0	2	0	0	0	0	0	0	4
M & T REALTY CORP	0	0	0	0	1	1	0	0	0	0	0	0	0	0	2
MASON JOSEPH COMPANY INC	0	0	0	0	0	0	0	0	0	0	0	0	0	0	0
METROPOLITAN FUNDING CORP	0	0	0	0	0	0	0	0	0	0	0	0	0	0	0
NORTHPOINT CAPITAL LLC	0	0	0	0	0	0	0	0	0	0	0	0	0	0	0
OAK GROVE COMMERCIAL MTG	0	0	0	0	1	1	0	1	0	1	0	0	4	0	8
OPPENHEIMER MF HSG & HCARE	0	0	0	0	1	0	0	0	5	0	0	0	2	0	8
P/R MTGE & INVEST CORP	0	0	0	0	0	0	0	0	0	0	0	0	0	0	0
PARAGON MORTGAGE	0	0	0	0	0	0	0	0	0	0	0	0	0	0	0
PENNSYLVANIA HFA	0	0	0	0	0	0	0	0	0	2	0	0	0	0	2
PHARES CO	0	0	0	0	0	0	0	0	0	0	0	0	0	0	0
PILLAR CAPITAL FINANCE LLC	0	0	0	0	0	0	0	0	0	0	0	0	1	0	1
PNC BANK NA	0	0	0	0	0	0	0	2	1	2	0	0	0	0	5
PRAIRIE MORTGAGE CO	0	0	0	0	0	0	0	0	0	0	0	0	0	0	0
PRUDENTIAL HUNTOON PAIGE	0	0	0	0	1	1	0	1	0	0	0	0	0	0	3
<b>RED MORTGAGE CAPITAL</b>	<b>0</b>	<b>0</b>	<b>2</b>	<b>0</b>	<b>2</b>	<b>0</b>	<b>0</b>	<b>1</b>	<b>1</b>	<b>5</b>	<b>1</b>	<b>0</b>	<b>2</b>	<b>1</b>	<b>15</b>
RED STONE AGENCY LENDING	0	0	0	0	0	0	0	0	0	0	0	0	0	0	0
REGIONS BANK	0	0	0	0	0	0	0	0	0	0	0	0	0	0	0
RICHMAC FUNDING LLC	0	0	0	0	0	0	0	0	0	0	0	0	1	0	1
ROCKHALL FUNDING CORP	0	0	0	0	0	0	0	0	0	0	0	0	0	0	0
ROCKPORT MORTGAGE	3	0	0	2	0	22	0	0	3	0	0	0	0	0	30
SIMS MORTGAGE FUNDING	0	0	0	0	0	0	0	0	0	2	0	0	0	0	2
STIFEL BANK AND TRUST	0	0	0	0	0	0	0	0	0	0	0	0	0	0	0
TAVERNIER CAPITAL FUNDING	0	0	0	0	0	0	0	0	0	0	0	0	0	0	0
WALKER AND DUNLOP LLC (CW CAPITAL)	2	0	0	0	0	13	0	0	1	1	0	0	1	0	18
WELLS FARGO BANK NA	0	0	2	0	3	0	0	0	1	1	0	0	2	0	9
WYATT FUNDING CORP	0	0	0	0	0	0	0	1	1	0	0	0	0	0	2
ZIEGLER FINANCING CORP	0	0	0	0	0	0	0	0	0	0	0	0	0	0	0
<b>TOTAL</b>	<b>8</b>	<b>2</b>	<b>6</b>	<b>2</b>	<b>29</b>	<b>43</b>	<b>3</b>	<b>13</b>	<b>32</b>	<b>23</b>	<b>2</b>	<b>0</b>	<b>30</b>	<b>3</b>	<b>196</b>

MAP LOANS (FIRM COMMITMENTS) BY LENDER & PROJECT LOCATION

REGION: ATLANTA											
LENDER	Alabama	Florida	Georgia	Kentucky	Mississippi	North Carolina	Puerto Rico	South Carolina	Tennessee	Virgin Islands	Total
ACRE CAPITAL LLC	0	0	0	0	0	0	0	0	0	0	0
AGM FINANCIAL SERVICES	0	3	0	0	0	2	0	1	0	0	6
AMERISPHERE MTG FINANCE LLC	0	0	2	0	0	1	0	0	0	0	3
ARBOR COMMERCIAL MTGE	0	0	0	0	0	1	0	1	0	0	2
ARMSTRONG MORTGAGE	0	1	0	0	0	0	0	0	0	0	1
BANK OF MONTANA	0	0	0	0	0	0	0	0	0	0	0
BEDFORD LENDING CORP	0	0	0	0	0	0	0	0	0	0	0
BELLWETHER REAL EST CAPITAL	0	0	2	0	0	0	0	0	0	0	2
BERKADIA COMMERCIAL MTG	0	5	5	0	2	6	0	4	4	0	26
BERKELEY POINT CAPITAL LLC	0	1	0	0	0	0	0	0	2	0	3
BONNEVILLE MORTGAGE CO	0	0	0	0	0	0	0	0	0	0	0
CALIFORNIA COMMTY REINVTM CORP	0	0	0	0	0	0	0	0	0	0	0
CAMBRIDGE REALTY CAPITAL	0	0	0	0	0	0	0	0	0	0	0
CAPITAL ONE MF FINANCE LLC	0	0	2	0	0	0	0	1	0	0	3
CBRE HMF INC	0	0	0	0	0	2	0	1	1	0	4
CENTENNIAL MORTGAGE	0	0	0	0	0	1	0	0	0	0	1
CENTERLINE MTGE CAPITAL	0	1	2	0	0	1	0	0	0	0	4
CENTURY HEALTH CAPITAL	0	0	0	0	0	0	0	0	0	0	0
CHAMBERS BANK	0	0	0	0	0	0	0	0	0	0	0
COLUMBIA NATL REAL ESTATE	0	0	0	0	0	0	0	0	0	0	0
COOPERATIVE HSG RESOURCES	0	0	0	0	0	0	0	0	0	0	0
CRAIN MORTGAGE GROUP, LLC	0	0	0	0	0	0	0	0	0	0	0
DAVIS-PENN MTGE	0	0	0	0	0	0	0	0	0	0	0
DEVELOPERS MTGE CORP	0	0	0	0	0	0	0	0	0	0	0
DOUGHERTY MORTGAGE LLC	0	0	1	0	1	0	0	0	0	0	2
DRAPER & KRAMER COMCL MTGE	0	0	0	0	0	0	0	0	0	0	0
EASTERN MORTGAGE CAPITAL LLC	0	0	0	0	0	0	0	0	0	0	0
FIRST HSG DEVMT CORP OF FL	0	14	1	0	0	0	0	0	1	0	16
FORBIX FINANCIAL LLC	0	0	0	0	0	0	0	0	0	0	0
FOREST CITY CAPITAL CORP	0	0	0	0	0	0	0	0	0	0	0
GERSHMAN INVESTMENT	0	0	0	0	0	0	0	0	0	0	0
GRANDBRIDGE REAL ESTATE CAP	3	2	1	0	0	0	0	1	0	0	7
GREAT LAKES FINANCIAL GRP	0	0	0	0	0	0	0	0	0	0	0
GREYSTONE FUNDING CORP (GREYSTONE SERVICING)	0	10	2	0	0	1	0	0	5	0	18
HFC FUNDING CORP	3	1	0	0	1	0	0	0	0	0	5
HIGHLAND COMMERCIAL MTGE	4	2	1	0	2	0	0	0	2	0	11
HOUSING & HEALTHCARE FINC	0	0	0	0	0	0	0	0	0	0	0
JOHNSON CAPITAL HUNTOON HASTINGS	0	0	1	0	0	0	0	0	0	0	1
KEYBANK NA (KEYCORP REAL ESTATE CAP MKT)	1	0	0	0	0	1	0	0	0	0	2
LANCASTER POLLARD MTGE CO	0	1	1	1	1	0	0	0	0	0	4
LAY COMMERCIAL MTGE LLC	0	0	0	0	0	0	0	0	0	0	0
LOVE FUNDING CORP	1	0	0	2	0	0	0	1	5	0	9
M & T REALTY CORP	0	1	0	0	0	0	0	0	0	0	1
MASON JOSEPH COMPANY INC	0	0	0	0	0	0	0	0	0	0	0
METROPOLITAN FUNDING CORP	0	0	0	0	0	0	0	0	0	0	0
NORTHPOINT CAPITAL LLC	0	0	0	0	0	0	0	0	0	0	0
OAK GROVE COMMERCIAL MTG	0	3	0	0	0	0	0	0	0	0	3
OPPENHEIMER MF HSG & HCARE	1	1	0	0	0	5	0	1	0	0	8
P/R MTGE & INVEST CORP	0	0	1	0	0	0	0	0	0	0	1
PARAGON MORTGAGE	0	0	0	0	0	0	0	0	0	0	0
PENNSYLVANIA HFA	0	0	0	0	0	0	0	0	0	0	0
PHARES CO	0	0	0	1	0	0	0	0	0	0	1
PILLAR CAPITAL FINANCE LLC	0	0	0	0	0	0	0	0	0	0	0
PNC BANK NA	0	0	0	0	0	0	0	0	1	0	1
PRAIRIE MORTGAGE CO	0	0	0	0	0	0	0	0	0	0	0
PRUDENTIAL HUNTOON PAIGE	0	3	5	0	0	0	0	0	0	0	8
<b>RED MORTGAGE CAPITAL</b>	<b>1</b>	<b>0</b>	<b>2</b>	<b>3</b>	<b>0</b>	<b>2</b>	<b>0</b>	<b>0</b>	<b>0</b>	<b>1</b>	<b>9</b>
RED STONE AGENCY LENDING	0	0	0	0	0	0	0	0	0	0	0
REGIONS BANK	0	1	0	0	0	0	0	0	2	0	3
RICHMAC FUNDING LLC	0	0	0	0	0	0	0	0	0	0	0
ROCKHALL FUNDING CORP	0	1	0	0	0	0	0	0	0	0	1
ROCKPORT MORTGAGE	0	0	0	0	0	0	0	0	0	0	0
SIMS MORTGAGE FUNDING	0	0	0	0	0	0	0	0	0	0	0
STIFEL BANK AND TRUST	0	0	1	0	0	0	0	0	0	0	1
TAVERNIER CAPITAL FUNDING	0	0	0	0	0	0	0	0	0	0	0
WALKER AND DUNLOP LLC (CW CAPITAL)	2	2	5	3	1	1	0	0	9	0	23
WELLS FARGO BANK NA	2	0	2	0	3	4	0	1	2	0	14
WYATT FUNDING CORP	0	0	0	0	0	0	0	0	0	0	0
ZIEGLER FINANCING CORP	0	2	0	0	0	0	0	0	0	0	2
<b>TOTAL</b>	<b>18</b>	<b>55</b>	<b>37</b>	<b>10</b>	<b>11</b>	<b>28</b>	<b>0</b>	<b>12</b>	<b>34</b>	<b>1</b>	<b>206</b>

MAP LOANS (FIRM COMMITMENTS) BY LENDER & PROJECT LOCATION

REGION: CHIGAGO								
LENDER	Illinois	Indiana	Michigan	Minnesota	Ohio	Wisconsin	Total	
ACRE CAPITAL LLC	0	0	0	0	0	0	0	
AGM FINANCIAL SERVICES	0	0	1	0	0	0	1	
AMERISPHERE MTG FINANCE LLC	2	0	0	3	0	0	5	
ARBOR COMMERCIAL MTGE	3	0	4	0	0	0	7	
ARMSTRONG MORTGAGE	0	0	0	0	0	0	0	
BANK OF MONTANA	0	0	0	0	0	0	0	
BEDFORD LENDING CORP	0	0	0	0	0	0	0	
BELLWETHER REAL EST CAPITAL	0	2	0	0	5	0	7	
BERKADIA COMMERCIAL MTG	7	2	18	0	1	6	34	
BERKELEY POINT CAPITAL LLC	0	0	1	0	0	0	1	
BONNEVILLE MORTGAGE CO	0	0	0	0	0	0	0	
CALIFORNIA COMMTY REINVTM CORP	0	0	0	0	0	0	0	
CAMBRIDGE REALTY CAPITAL	1	0	0	0	0	0	1	
CAPITAL ONE MF FINANCE LLC	0	0	0	0	0	0	0	
CBRE HMF INC	0	1	0	0	0	0	1	
CENTENNIAL MORTGAGE	1	1	0	0	0	0	2	
CENTERLINE MTGE CAPITAL	0	0	0	0	0	1	1	
CENTURY HEALTH CAPITAL	0	0	0	0	0	0	0	
CHAMBERS BANK	0	0	0	0	0	0	0	
COLUMBIA NATL REAL ESTATE	0	0	0	0	0	0	0	
COOPERATIVE HSG RESOURCES	0	0	0	1	0	1	2	
CRAIN MORTGAGE GROUP, LLC	0	0	0	0	0	0	0	
DAVIS-PENN MTGE	0	0	0	1	1	0	2	
DEVELOPERS MTGE CORP	2	1	0	0	0	0	3	
DOUGHERTY MORTGAGE LLC	0	1	0	12	0	0	13	
DRAPER & KRAMER COMCL MTGE	6	1	0	0	0	18	25	
EASTERN MORTGAGE CAPITAL LLC	0	0	1	0	0	0	1	
FIRST HSG DEVMT CORP OF FL	0	0	0	0	0	0	0	
FORBIX FINANCIAL LLC	0	0	0	0	0	0	0	
FOREST CITY CAPITAL CORP	0	0	0	0	2	0	2	
GERSHMAN INVESTMENT	1	0	1	1	0	1	4	
GRANDBRIDGE REAL ESTATE CAP	0	0	0	0	0	0	0	
GREAT LAKES FINANCIAL GRP	0	0	1	0	5	0	6	
GREYSTONE FUNDING CORP (GREYSTONE SERVICING)	0	2	3	0	1	1	7	
HFC FUNDING CORP	0	0	0	0	0	0	0	
HIGHLAND COMMERCIAL MTGE	0	0	0	0	0	0	0	
HOUSING & HEALTHCARE FINC	0	0	0	0	0	0	0	
JOHNSON CAPITAL HUNTOON HASTINGS	0	0	0	0	0	0	0	
KEYBANK NA (KEYCORP REAL ESTATE CAP MKT)	0	1	3	0	5	0	9	
LANCASTER POLLARD MTGE CO	0	3	1	1	6	0	11	
LAY COMMERCIAL MTGE LLC	0	0	0	0	0	0	0	
LOVE FUNDING CORP	7	8	7	0	1	0	23	
M & T REALTY CORP	0	0	0	0	0	0	0	
MASON JOSEPH COMPANY INC	0	0	0	0	0	0	0	
METROPOLITAN FUNDING CORP	0	0	1	0	0	0	1	
NORTHPOINT CAPITAL LLC	1	0	1	0	1	1	4	
OAK GROVE COMMERCIAL MTG	0	0	0	22	0	0	22	
OPPENHEIMER MF HSG & HCARE	0	0	0	3	0	6	9	
P/R MTGE & INVEST CORP	1	34	0	0	5	0	40	
PARAGON MORTGAGE	0	0	0	0	0	0	0	
PENNSYLVANIA HFA	0	0	0	0	0	0	0	
PHARES CO	0	0	0	0	0	0	0	
PILLAR CAPITAL FINANCE LLC	0	0	17	0	0	0	17	
PNC BANK NA	2	0	1	0	0	0	3	
PRAIRIE MORTGAGE CO	1	0	0	0	0	0	1	
PRUDENTIAL HUNTOON PAIGE	1	0	0	0	0	0	1	
<b>RED MORTGAGE CAPITAL</b>	<b>0</b>	<b>0</b>	<b>0</b>	<b>0</b>	<b>14</b>	<b>1</b>	<b>15</b>	
RED STONE AGENCY LENDING	0	0	0	0	0	0	0	
REGIONS BANK	0	0	0	0	0	0	0	
RICHMAC FUNDING LLC	0	0	0	0	0	0	0	
ROCKHALL FUNDING CORP	0	0	0	0	0	0	0	
ROCKPORT MORTGAGE	0	0	1	0	0	0	1	
SIMS MORTGAGE FUNDING	0	0	1	0	0	0	1	
STIFEL BANK AND TRUST	0	0	0	0	0	0	0	
TAVERNIER CAPITAL FUNDING	0	1	2	0	0	0	3	
WALKER AND DUNLOP LLC (CW CAPITAL)	2	3	1	0	1	8	15	
WELLS FARGO BANK NA	1	0	0	1	1	0	3	
WYATT FUNDING CORP	0	0	0	0	0	0	0	
ZIEGLER FINANCING CORP	0	0	0	0	0	0	0	
<b>TOTAL</b>	<b>39</b>	<b>61</b>	<b>66</b>	<b>45</b>	<b>49</b>	<b>44</b>	<b>304</b>	

MAP LOANS (FIRM COMMITMENTS) BY LENDER & PROJECT LOCATION

REGION: FORT WORTH										
LENDER	Arkansas	Iowa	Kansas	Louisiana	Missouri	Nebraska	New Mexico	Oklahoma	Texas	Total
ACRE CAPITAL LLC	0	0	0	0	0	0	0	0	0	0
AGM FINANCIAL SERVICES	0	0	0	0	1	0	0	0	0	1
AMERISPHERE MTG FINANCE LLC	0	0	0	0	1	0	0	0	4	5
ARBOR COMMERCIAL MTGE	0	0	0	0	0	0	0	0	0	0
ARMSTRONG MORTGAGE	0	0	0	0	0	0	0	0	2	2
BANK OF MONTANA	0	0	0	0	0	0	0	0	0	0
BEDFORD LENDING CORP	0	0	0	0	0	0	0	0	0	0
BELLWETHER REAL EST CAPITAL	0	0	0	3	0	0	0	0	0	3
BERKADIA COMMERCIAL MTG	3	0	1	1	1	0	0	2	5	13
BERKELEY POINT CAPITAL LLC	0	0	0	0	0	0	0	0	1	1
BONNEVILLE MORTGAGE CO	0	0	0	0	0	0	0	0	1	1
CALIFORNIA COMMTY REINVTM CORP	0	0	0	0	0	0	0	0	0	0
CAMBRIDGE REALTY CAPITAL	0	0	0	0	0	0	0	0	0	0
CAPITAL ONE MF FINANCE LLC	0	0	0	0	0	0	0	0	0	0
CBRE HMF INC	0	0	0	0	0	0	0	0	1	1
CENTENNIAL MORTGAGE	0	2	0	0	0	0	0	0	5	7
CENTERLINE MTGE CAPITAL	0	0	0	1	0	0	0	0	0	1
CENTURY HEALTH CAPITAL	0	0	0	0	0	0	0	0	0	0
CHAMBERS BANK	1	0	0	0	0	0	0	0	1	2
COLUMBIA NATL REAL ESTATE	0	0	0	0	0	0	0	0	0	0
COOPERATIVE HSG RESOURCES	0	0	0	0	0	0	0	0	0	0
CRAIN MORTGAGE GROUP, LLC	0	0	1	0	0	0	0	1	1	3
DAVIS-PENN MTGE	0	0	0	0	0	0	0	0	9	9
DEVELOPERS MTGE CORP	0	0	0	0	0	0	0	0	0	0
DOUGHERTY MORTGAGE LLC	0	1	0	1	1	0	1	0	9	13
DRAPER & KRAMER COMCL MTGE	0	0	0	0	0	0	0	0	0	0
EASTERN MORTGAGE CAPITAL LLC	0	0	0	0	0	0	0	0	0	0
FIRST HSG DEVMT CORP OF FL	0	0	0	0	0	0	0	0	0	0
FORBIX FINANCIAL LLC	0	0	0	0	0	0	0	0	0	0
FOREST CITY CAPITAL CORP	0	0	0	0	0	0	0	0	0	0
GERSHMAN INVESTMENT	0	2	1	0	6	1	0	0	0	10
GRANDBRIDGE REAL ESTATE CAP	0	0	1	0	0	0	0	0	0	1
GREAT LAKES FINANCIAL GRP	0	0	0	0	0	0	0	0	1	1
GREYSTONE FUNDING CORP (GREYSTONE SERVICING)	1	1	0	2	1	0	0	0	10	15
HFC FUNDING CORP	0	0	0	0	0	0	0	0	0	0
HIGHLAND COMMERCIAL MTGE	1	0	0	4	0	0	0	0	0	5
HOUSING & HEALTHCARE FINC	0	0	0	0	0	0	0	0	0	0
JOHNSON CAPITAL HUNTOON HASTINGS	0	0	0	0	0	0	0	0	0	0
KEYBANK NA (KEYCORP REAL ESTATE CAP MKT)	0	0	0	0	0	0	0	0	1	1
LANCASTER POLLARD MTGE CO	0	3	1	4	3	1	0	0	3	15
LAY COMMERCIAL MTGE LLC	3	0	0	0	0	0	0	0	0	3
LOVE FUNDING CORP	0	1	0	0	0	0	0	1	5	7
M & T REALTY CORP	0	0	0	0	0	0	0	0	0	0
MASON JOSEPH COMPANY INC	0	0	0	0	0	0	0	0	9	9
METROPOLITAN FUNDING CORP	0	0	0	0	0	0	0	0	0	0
NORTHPOINT CAPITAL LLC	0	0	0	0	0	0	0	0	0	0
OAK GROVE COMMERCIAL MTG	0	1	0	1	0	0	0	0	0	2
OPPENHEIMER MF HSG & HCARE	0	0	2	1	0	0	0	2	3	8
P/R MTGE & INVEST CORP	0	2	0	1	0	0	0	1	2	6
PARAGON MORTGAGE	0	0	0	0	0	0	0	0	0	0
PENNSYLVANIA HFA	0	0	0	0	0	0	0	0	0	0
PHARES CO	0	0	0	0	0	0	0	0	0	0
PILLAR CAPITAL FINANCE LLC	1	0	0	0	1	0	0	0	2	4
PNC BANK NA	0	0	0	0	0	1	1	0	1	3
PRAIRIE MORTGAGE CO	0	0	0	0	0	0	0	0	0	0
PRUDENTIAL HUNTOON PAIGE	0	0	0	1	0	1	0	0	1	3
<b>RED MORTGAGE CAPITAL</b>	<b>0</b>	<b>0</b>	<b>0</b>	<b>1</b>	<b>2</b>	<b>0</b>	<b>0</b>	<b>0</b>	<b>0</b>	<b>3</b>
RED STONE AGENCY LENDING	0	0	0	0	0	1	0	0	0	1
REGIONS BANK	0	5	0	0	0	0	0	0	1	6
RICHMAC FUNDING LLC	0	0	0	0	0	0	0	0	0	0
ROCKHALL FUNDING CORP	0	0	0	0	0	0	0	0	4	4
ROCKPORT MORTGAGE	0	0	0	0	0	0	0	0	0	0
SIMS MORTGAGE FUNDING	1	0	0	1	0	0	0	0	0	2
STIFEL BANK AND TRUST	0	0	0	0	0	0	0	0	0	0
TAVERNIER CAPITAL FUNDING	0	0	0	0	0	0	0	0	0	0
WALKER AND DUNLOP LLC (CW CAPITAL)	4	0	0	3	1	2	0	0	5	15
WELLS FARGO BANK NA	1	1	0	0	0	0	0	1	0	3
WYATT FUNDING CORP	0	0	0	0	0	0	0	0	0	0
ZIEGLER FINANCING CORP	0	0	0	0	0	0	0	0	0	0
<b>TOTAL</b>	<b>16</b>	<b>19</b>	<b>7</b>	<b>25</b>	<b>18</b>	<b>7</b>	<b>2</b>	<b>8</b>	<b>87</b>	<b>189</b>

MAP LOANS (FIRM COMMITMENTS) BY LENDER & PROJECT LOCATION

REGION: SAN FRANCISCO															
LENDER	Alaska	Arizona	California	Colorado	Hawaii	Idaho	Montana	Nevada	North Dakota	Oregon	South Dakota	Utah	Washington	Wyoming	Total
ACRE CAPITAL LLC	0	0	4	0	0	0	0	0	0	2	0	0	0	0	6
AGM FINANCIAL SERVICES	0	0	1	0	0	0	0	0	0	0	0	0	0	0	1
AMERISPHERE MTG FINANCE LLC	0	0	1	0	0	0	0	0	0	0	0	0	0	0	1
ARBOR COMMERCIAL MTGE	0	0	1	1	0	0	0	0	0	0	0	1	0	0	3
ARMSTRONG MORTGAGE	0	0	0	0	0	0	0	0	0	0	0	0	0	0	0
BANK OF MONTANA	0	0	0	0	0	0	2	0	0	0	0	0	0	0	2
BEDFORD LENDING CORP	0	0	0	0	0	1	0	0	0	0	0	0	0	0	1
BELLWETHER REAL EST CAPITAL	0	0	0	1	0	0	0	0	0	0	0	0	1	0	2
BERKADIA COMMERCIAL MTG	0	0	2	0	0	0	0	0	0	2	0	0	1	0	5
BERKELEY POINT CAPITAL LLC	0	0	1	0	0	0	0	0	0	0	0	0	0	0	1
BONNEVILLE MORTGAGE CO	0	0	0	0	0	0	0	0	0	0	0	1	0	0	1
CALIFORNIA COMMTY REINVTM CORP	0	0	2	0	0	0	0	0	0	0	0	0	0	0	2
CAMBRIDGE REALTY CAPITAL	0	0	0	0	0	0	0	0	0	0	0	0	0	0	0
CAPITAL ONE MF FINANCE LLC	0	0	0	1	0	0	0	0	0	0	0	0	0	0	1
CBRE HMF INC	0	0	8	1	0	0	0	0	0	0	0	1	2	0	12
CENTENNIAL MORTGAGE	0	0	1	0	0	0	0	0	0	0	0	0	0	0	1
CENTERLINE MTGE CAPITAL	0	0	2	0	0	0	0	0	0	0	0	0	1	0	3
CENTURY HEALTH CAPITAL	0	0	0	0	0	0	0	0	0	0	0	0	0	0	0
CHAMBERS BANK	0	0	0	0	0	0	0	0	0	0	0	0	0	0	0
COLUMBIA NATL REAL ESTATE	0	0	0	0	0	0	0	0	0	0	0	0	0	0	0
COOPERATIVE HSG RESOURCES	0	0	0	0	0	0	0	0	0	0	0	0	0	0	0
CRAIN MORTGAGE GROUP, LLC	0	0	0	0	0	0	0	0	0	0	0	0	0	0	0
DAVIS-PENN MTGE	0	0	0	0	1	0	0	0	1	0	0	0	1	0	3
DEVELOPERS MTGE CORP	0	0	0	0	0	0	0	0	0	0	0	0	0	0	0
DOUGHERTY MORTGAGE LLC	0	0	2	0	0	0	0	0	0	0	0	1	1	0	4
DRAPER & KRAMER COMCL MTGE	0	0	0	0	0	0	0	0	0	0	0	0	0	0	0
EASTERN MORTGAGE CAPITAL LLC	0	0	0	0	0	0	0	0	0	0	0	0	0	0	0
FIRST HSG DEVMT CORP OF FL	0	0	0	0	0	0	0	0	0	0	0	0	0	0	0
FORBIX FINANCIAL LLC	0	0	1	0	0	0	0	0	0	0	0	0	0	0	1
FOREST CITY CAPITAL CORP	0	0	0	0	0	0	0	0	0	0	0	0	0	0	0
GERSHMAN INVESTMENT	0	0	0	1	0	0	0	0	0	0	0	0	0	0	1
GRANDBRIDGE REAL ESTATE CAP	0	0	0	3	0	0	0	0	0	0	0	0	0	0	3
GREAT LAKES FINANCIAL GRP	0	0	0	0	0	0	0	0	0	0	0	0	0	0	0
GREYSTONE FUNDING CORP (GREYSTONE SERVICING)	0	0	11	5	0	0	0	1	0	2	0	0	1	1	21
HFC FUNDING CORP	0	0	0	0	0	0	0	0	0	0	0	0	0	0	0
HIGHLAND COMMERCIAL MTGE	0	0	0	0	0	0	0	0	0	0	0	0	0	0	0
HOUSING & HEALTHCARE FINC	0	0	0	0	0	0	0	0	0	0	0	0	0	0	0
JOHNSON CAPITAL HUNTOON HASTINGS	0	0	3	0	0	0	0	0	0	0	0	0	0	0	3
KEYBANK NA (KEYCORP REAL ESTATE CAP MKT)	0	0	0	0	0	0	0	0	0	0	0	1	0	0	1
LANCASTER POLLARD MTGE CO	0	3	4	0	0	0	0	0	0	0	0	0	0	0	7
LAY COMMERCIAL MTGE LLC	0	0	0	0	0	0	0	0	0	0	0	0	0	0	0
LOVE FUNDING CORP	0	0	2	1	0	0	1	0	0	0	0	0	0	0	4
M & T REALTY CORP	0	0	1	1	0	0	0	0	0	0	0	0	0	0	2
MASON JOSEPH COMPANY INC	0	0	0	0	0	0	0	0	0	0	0	0	0	0	0
METROPOLITAN FUNDING CORP	0	0	0	0	0	0	0	0	1	0	0	0	0	0	1
NORTHPOINT CAPITAL LLC	0	0	0	0	0	0	0	0	0	0	0	0	0	0	0
OAK GROVE COMMERCIAL MTG	0	0	17	0	0	0	0	0	0	0	1	0	0	0	18
OPPENHEIMER MF HSG & HCARE	0	0	0	0	0	0	0	0	0	0	0	1	1	0	2
P/R MTGE & INVEST CORP	0	0	0	2	0	0	0	0	0	0	0	0	0	0	2
PARAGON MORTGAGE	0	2	0	0	0	0	0	2	0	0	0	1	0	0	5
PENNSYLVANIA HFA	0	0	0	0	0	0	0	0	0	0	0	0	0	0	0
PHARES CO	0	0	0	0	0	0	0	0	0	0	0	0	0	0	0
PILLAR CAPITAL FINANCE LLC	0	0	0	0	0	0	0	1	0	0	0	0	0	0	1
PNC BANK NA	0	0	7	1	0	0	0	1	0	1	0	0	0	0	10
PRAIRIE MORTGAGE CO	0	0	0	0	0	0	0	0	0	0	0	0	0	0	0
PRUDENTIAL HUNTOON PAIGE	0	0	0	0	0	0	0	0	1	0	0	1	2	1	5
RED MORTGAGE CAPITAL	0	2	15	1	2	0	0	3	0	1	0	0	0	0	24
RED STONE AGENCY LENDING	0	0	0	1	0	0	0	0	0	0	0	1	0	0	2
REGIONS BANK	0	0	0	0	0	0	0	0	0	0	0	0	0	0	0
RICHMAC FUNDING LLC	0	0	1	0	0	0	0	0	0	0	0	0	0	0	1
ROCKHALL FUNDING CORP	0	0	0	0	0	0	0	0	0	1	0	0	1	0	2
ROCKPORT MORTGAGE	0	0	0	0	0	0	0	0	0	0	0	0	1	0	1
SIMS MORTGAGE FUNDING	0	0	0	0	0	0	0	0	0	0	0	0	0	0	0
STIFEL BANK AND TRUST	0	0	0	0	0	0	0	0	0	0	0	0	0	0	0
TAVERNIER CAPITAL FUNDING	0	0	0	0	0	0	0	0	0	0	0	3	0	0	3
WALKER AND DUNLOP LLC (CW CAPITAL)	0	0	4	3	0	1	0	0	0	2	0	1	3	0	14
WELLS FARGO BANK NA	0	0	3	1	0	0	1	1	1	0	0	0	0	0	7
WYATT FUNDING CORP	0	0	0	0	0	0	0	0	0	0	0	0	0	0	0
ZIEGLER FINANCING CORP	0	0	0	0	0	0	0	0	0	0	0	0	0	0	0
TOTAL	0	7	94	24	3	2	4	9	3	12	1	13	16	2	190

SHARE OF MAP LENDER BUSINESS BY STATE

REGION: NEW YORK CITY														
LENDER	Connecticut	Delaware	District Of Columbia	Maine	Maryland	Massachusetts	New Hampshire	New Jersey	New York	Pennsylvania	Rhode Island	Vermont	Virginia	West Virginia
ACRE CAPITAL LLC	0.0%	0.0%	0.0%	0.0%	0.0%	0.0%	0.0%	0.0%	0.0%	0.0%	0.0%	0.0%	0.0%	0.0%
AGM FINANCIAL SERVICES	0.0%	0.0%	8.7%	0.0%	39.1%	0.0%	0.0%	0.0%	0.0%	0.0%	0.0%	0.0%	13.0%	0.0%
AMERISPHERE MTG FINANCE LLC	0.0%	0.0%	0.0%	0.0%	0.0%	0.0%	0.0%	0.0%	0.0%	0.0%	0.0%	0.0%	0.0%	0.0%
ARBOR COMMERCIAL MTGE	5.9%	5.9%	0.0%	0.0%	0.0%	5.9%	5.9%	0.0%	0.0%	0.0%	0.0%	0.0%	5.9%	0.0%
ARMSTRONG MORTGAGE	0.0%	0.0%	0.0%	0.0%	0.0%	0.0%	0.0%	0.0%	0.0%	0.0%	0.0%	0.0%	0.0%	0.0%
BANK OF MONTANA	0.0%	0.0%	0.0%	0.0%	0.0%	0.0%	0.0%	0.0%	0.0%	0.0%	0.0%	0.0%	0.0%	0.0%
BEDFORD LENDING CORP	0.0%	0.0%	0.0%	0.0%	0.0%	0.0%	50.0%	0.0%	0.0%	0.0%	0.0%	0.0%	0.0%	0.0%
BELLWETHER REAL EST CAPITAL	5.9%	0.0%	0.0%	0.0%	0.0%	0.0%	0.0%	0.0%	0.0%	11.8%	0.0%	0.0%	0.0%	0.0%
BERKADIA COMMERCIAL MTG	1.1%	0.0%	0.0%	0.0%	0.0%	0.0%	0.0%	1.1%	1.1%	1.1%	0.0%	0.0%	7.9%	0.0%
BERKELEY POINT CAPITAL LLC	0.0%	0.0%	0.0%	0.0%	0.0%	0.0%	0.0%	0.0%	0.0%	0.0%	14.3%	0.0%	0.0%	0.0%
BONNEVILLE MORTGAGE CO	0.0%	0.0%	0.0%	0.0%	0.0%	0.0%	0.0%	0.0%	0.0%	0.0%	0.0%	0.0%	0.0%	0.0%
CALIFORNIA COMMTY REINVTM CORP	0.0%	0.0%	0.0%	0.0%	0.0%	0.0%	0.0%	0.0%	0.0%	0.0%	0.0%	0.0%	0.0%	0.0%
CAMBRIDGE REALTY CAPITAL	0.0%	0.0%	0.0%	0.0%	0.0%	0.0%	0.0%	0.0%	0.0%	50.0%	0.0%	0.0%	0.0%	0.0%
CAPITAL ONE MF FINANCE LLC	0.0%	0.0%	0.0%	0.0%	30.8%	0.0%	0.0%	0.0%	15.4%	7.7%	0.0%	0.0%	15.4%	0.0%
CBRE HMF INC	0.0%	0.0%	0.0%	0.0%	0.0%	5.3%	0.0%	0.0%	0.0%	0.0%	0.0%	0.0%	0.0%	0.0%
CENTENNIAL MORTGAGE	0.0%	0.0%	0.0%	0.0%	0.0%	0.0%	0.0%	0.0%	0.0%	0.0%	0.0%	0.0%	0.0%	0.0%
CENTRLINE MTGE CAPITAL	0.0%	0.0%	0.0%	0.0%	0.0%	0.0%	0.0%	0.0%	33.3%	6.7%	0.0%	0.0%	0.0%	0.0%
CENTURY HEALTH CAPITAL	0.0%	0.0%	0.0%	0.0%	0.0%	0.0%	0.0%	0.0%	100.0%	0.0%	0.0%	0.0%	0.0%	0.0%
CHAMBERS BANK	0.0%	0.0%	0.0%	0.0%	0.0%	0.0%	0.0%	0.0%	0.0%	0.0%	0.0%	0.0%	0.0%	0.0%
COLUMBIA NATL REAL ESTATE	0.0%	0.0%	0.0%	0.0%	100.0%	0.0%	0.0%	0.0%	0.0%	0.0%	0.0%	0.0%	0.0%	0.0%
COOPERATIVE HSG RESOURCES	0.0%	0.0%	0.0%	0.0%	0.0%	0.0%	0.0%	0.0%	0.0%	0.0%	0.0%	0.0%	0.0%	0.0%
CRAIN MORTGAGE GROUP, LLC	0.0%	0.0%	0.0%	0.0%	0.0%	0.0%	0.0%	0.0%	0.0%	0.0%	0.0%	0.0%	0.0%	0.0%
DAVIS-PENN MTGE	0.0%	0.0%	0.0%	0.0%	0.0%	0.0%	0.0%	0.0%	16.7%	5.6%	0.0%	0.0%	0.0%	0.0%
DEVELOPERS MTGE CORP	0.0%	0.0%	0.0%	0.0%	0.0%	0.0%	0.0%	0.0%	0.0%	0.0%	0.0%	0.0%	0.0%	0.0%
DOUGHERTY MORTGAGE LLC	0.0%	0.0%	0.0%	0.0%	0.0%	0.0%	0.0%	0.0%	0.0%	0.0%	0.0%	0.0%	0.0%	0.0%
DRAPER & KRAMER COMCL MTGE	0.0%	0.0%	0.0%	0.0%	0.0%	0.0%	0.0%	0.0%	0.0%	0.0%	0.0%	0.0%	0.0%	0.0%
EASTERN MORTGAGE CAPITAL LLC	0.0%	0.0%	0.0%	0.0%	0.0%	0.0%	0.0%	0.0%	0.0%	0.0%	0.0%	0.0%	0.0%	0.0%
FIRST HSG DEVMT CORP OF FL	0.0%	0.0%	0.0%	0.0%	0.0%	0.0%	0.0%	0.0%	0.0%	0.0%	0.0%	0.0%	0.0%	0.0%
FORBIX FINANCIAL LLC	0.0%	0.0%	0.0%	0.0%	0.0%	0.0%	0.0%	0.0%	0.0%	0.0%	0.0%	0.0%	0.0%	0.0%
FOREST CITY CAPITAL CORP	0.0%	33.3%	0.0%	0.0%	0.0%	0.0%	0.0%	0.0%	0.0%	0.0%	0.0%	0.0%	0.0%	0.0%
GERSHMAN INVESTMENT	0.0%	0.0%	0.0%	0.0%	0.0%	0.0%	0.0%	0.0%	0.0%	0.0%	0.0%	0.0%	0.0%	0.0%
GRANDBRIDGE REAL ESTATE CAP	0.0%	0.0%	0.0%	0.0%	15.4%	0.0%	0.0%	0.0%	0.0%	0.0%	0.0%	0.0%	0.0%	0.0%
GREAT LAKES FINANCIAL GRP	0.0%	0.0%	0.0%	0.0%	0.0%	0.0%	0.0%	0.0%	0.0%	0.0%	0.0%	0.0%	0.0%	0.0%
GREYSTONE FUNDING CORP (GREYSTONE SERVICING)	0.0%	0.0%	0.0%	0.0%	0.0%	2.8%	1.4%	2.8%	5.6%	0.0%	0.0%	0.0%	2.8%	0.0%
HFC FUNDING CORP	0.0%	0.0%	0.0%	0.0%	0.0%	0.0%	0.0%	0.0%	0.0%	0.0%	0.0%	0.0%	0.0%	0.0%
HIGHLAND COMMERCIAL MTGE	0.0%	0.0%	0.0%	0.0%	0.0%	0.0%	0.0%	0.0%	0.0%	0.0%	0.0%	0.0%	5.9%	0.0%
HOUSING & HEALTHCARE FINC	0.0%	0.0%	0.0%	0.0%	0.0%	0.0%	0.0%	100.0%	0.0%	0.0%	0.0%	0.0%	0.0%	0.0%
JOHNSON CAPITAL HUNTOON HASTINGS	0.0%	0.0%	0.0%	0.0%	0.0%	0.0%	0.0%	0.0%	20.0%	0.0%	0.0%	0.0%	0.0%	0.0%
KEYBANK NA (KEYCORP REAL ESTATE CAP MKT)	0.0%	0.0%	0.0%	0.0%	0.0%	0.0%	0.0%	0.0%	7.1%	0.0%	0.0%	0.0%	0.0%	0.0%
LANCASTER POLLARD MTGE CO	0.0%	0.0%	0.0%	0.0%	0.0%	0.0%	0.0%	2.3%	0.0%	4.7%	0.0%	0.0%	2.3%	4.7%
LAY COMMERCIAL MTGE LLC	0.0%	0.0%	0.0%	0.0%	0.0%	0.0%	0.0%	0.0%	0.0%	0.0%	0.0%	0.0%	0.0%	0.0%
LOVE FUNDING CORP	0.0%	0.0%	0.0%	0.0%	2.1%	2.1%	0.0%	4.3%	0.0%	0.0%	0.0%	0.0%	0.0%	0.0%
M & T REALTY CORP	0.0%	0.0%	0.0%	0.0%	20.0%	20.0%	0.0%	0.0%	0.0%	0.0%	0.0%	0.0%	0.0%	0.0%
MASON JOSEPH COMPANY INC	0.0%	0.0%	0.0%	0.0%	0.0%	0.0%	0.0%	0.0%	0.0%	0.0%	0.0%	0.0%	0.0%	0.0%
METROPOLITAN FUNDING CORP	0.0%	0.0%	0.0%	0.0%	0.0%	0.0%	0.0%	0.0%	0.0%	0.0%	0.0%	0.0%	0.0%	0.0%
NORTHPOINT CAPITAL LLC	0.0%	0.0%	0.0%	0.0%	0.0%	0.0%	0.0%	0.0%	0.0%	0.0%	0.0%	0.0%	0.0%	0.0%
OAK GROVE COMMERCIAL MTG	0.0%	0.0%	0.0%	0.0%	1.9%	1.9%	0.0%	1.9%	0.0%	1.9%	0.0%	0.0%	7.5%	0.0%
OPPENHEIMER MF HSG & HCARE	0.0%	0.0%	0.0%	0.0%	2.9%	0.0%	0.0%	0.0%	14.3%	0.0%	0.0%	0.0%	5.7%	0.0%
P/R MTGE & INVEST CORP	0.0%	0.0%	0.0%	0.0%	0.0%	0.0%	0.0%	0.0%	0.0%	0.0%	0.0%	0.0%	0.0%	0.0%
PARAGON MORTGAGE	0.0%	0.0%	0.0%	0.0%	0.0%	0.0%	0.0%	0.0%	0.0%	0.0%	0.0%	0.0%	0.0%	0.0%
PENNSYLVANIA HFA	0.0%	0.0%	0.0%	0.0%	0.0%	0.0%	0.0%	0.0%	0.0%	100.0%	0.0%	0.0%	0.0%	0.0%
PHARES CO	0.0%	0.0%	0.0%	0.0%	0.0%	0.0%	0.0%	0.0%	0.0%	0.0%	0.0%	0.0%	0.0%	0.0%
PILLAR CAPITAL FINANCE LLC	0.0%	0.0%	0.0%	0.0%	0.0%	0.0%	0.0%	0.0%	0.0%	0.0%	0.0%	0.0%	4.3%	0.0%
PNC BANK NA	0.0%	0.0%	0.0%	0.0%	0.0%	0.0%	0.0%	9.1%	4.5%	9.1%	0.0%	0.0%	0.0%	0.0%
PRAIRIE MORTGAGE CO	0.0%	0.0%	0.0%	0.0%	0.0%	0.0%	0.0%	0.0%	0.0%	0.0%	0.0%	0.0%	0.0%	0.0%
PRUDENTIAL HUNTOON PAIGE	0.0%	0.0%	0.0%	0.0%	5.0%	5.0%	0.0%	5.0%	0.0%	0.0%	0.0%	0.0%	0.0%	0.0%
<b>RED MORTGAGE CAPITAL</b>	<b>0.0%</b>	<b>0.0%</b>	<b>3.0%</b>	<b>0.0%</b>	<b>3.0%</b>	<b>0.0%</b>	<b>0.0%</b>	<b>1.5%</b>	<b>1.5%</b>	<b>7.6%</b>	<b>1.5%</b>	<b>0.0%</b>	<b>3.0%</b>	<b>1.5%</b>
RED STONE AGENCY LENDING	0.0%	0.0%	0.0%	0.0%	0.0%	0.0%	0.0%	0.0%	0.0%	0.0%	0.0%	0.0%	0.0%	0.0%
REGIONS BANK	0.0%	0.0%	0.0%	0.0%	0.0%	0.0%	0.0%	0.0%	0.0%	0.0%	0.0%	0.0%	0.0%	0.0%
RICHMAC FUNDING LLC	0.0%	0.0%	0.0%	0.0%	0.0%	0.0%	0.0%	0.0%	0.0%	0.0%	0.0%	0.0%	50.0%	0.0%
ROCKHALL FUNDING CORP	0.0%	0.0%	0.0%	0.0%	0.0%	0.0%	0.0%	0.0%	0.0%	0.0%	0.0%	0.0%	0.0%	0.0%
ROCKPORT MORTGAGE	9.4%	0.0%	0.0%	6.3%	0.0%	68.8%	0.0%	0.0%	9.4%	0.0%	0.0%	0.0%	0.0%	0.0%
SIMS MORTGAGE FUNDING	0.0%	0.0%	0.0%	0.0%	0.0%	0.0%	0.0%	0.0%	0.0%	40.0%	0.0%	0.0%	0.0%	0.0%
STIFEL BANK AND TRUST	0.0%	0.0%	0.0%	0.0%	0.0%	0.0%	0.0%	0.0%	0.0%	0.0%	0.0%	0.0%	0.0%	0.0%
TAVERNIER CAPITAL FUNDING	0.0%	0.0%	0.0%	0.0%	0.0%	0.0%	0.0%	0.0%	0.0%	0.0%	0.0%	0.0%	0.0%	0.0%
WALKER AND DUNLOP LLC (CW CAPITAL)	2.4%	0.0%	0.0%	0.0%	0.0%	15.3%	0.0%	0.0%	1.2%	1.2%	0.0%	0.0%	1.2%	0.0%
WELLS FARGO BANK NA	0.0%	0.0%	5.6%	0.0%	8.3%	0.0%	0.0%	0.0%	2.8%	2.8%	0.0%	0.0%	5.6%	0.0%
WYATT FUNDING CORP	0.0%	0.0%	0.0%	0.0%	0.0%	0.0%	0.0%	50.0%	50.0%	0.0%	0.0%	0.0%	0.0%	0.0%
ZIEGLER FINANCING CORP	0.0%	0.0%	0.0%	0.0%	0.0%	0.0%	0.0%	0.0%	0.0%	0.0%	0.0%	0.0%	0.0%	0.0%

SHARE OF MAP LENDER BUSINESS BY STATE

REGION: ATLANTA										
LENDER	Alabama	Florida	Georgia	Kentucky	Mississippi	North Carolina	Puerto Rico	South Carolina	Tennessee	Virgin Islands
ACRE CAPITAL LLC	0.0%	0.0%	0.0%	0.0%	0.0%	0.0%	0.0%	0.0%	0.0%	0.0%
AGM FINANCIAL SERVICES	0.0%	13.0%	0.0%	0.0%	0.0%	8.7%	0.0%	4.3%	0.0%	0.0%
AMERISPHERE MTG FINANCE LLC	0.0%	0.0%	14.3%	0.0%	0.0%	7.1%	0.0%	0.0%	0.0%	0.0%
ARBOR COMMERCIAL MTGE	0.0%	0.0%	0.0%	0.0%	0.0%	5.9%	0.0%	5.9%	0.0%	0.0%
ARMSTRONG MORTGAGE	0.0%	33.3%	0.0%	0.0%	0.0%	0.0%	0.0%	0.0%	0.0%	0.0%
BANK OF MONTANA	0.0%	0.0%	0.0%	0.0%	0.0%	0.0%	0.0%	0.0%	0.0%	0.0%
BEDFORD LENDING CORP	0.0%	0.0%	0.0%	0.0%	0.0%	0.0%	0.0%	0.0%	0.0%	0.0%
BELLWETHER REAL EST CAPITAL	0.0%	0.0%	11.8%	0.0%	0.0%	0.0%	0.0%	0.0%	0.0%	0.0%
BERKADIA COMMERCIAL MTG	0.0%	5.6%	5.6%	0.0%	2.2%	6.7%	0.0%	4.5%	4.5%	0.0%
BERKELEY POINT CAPITAL LLC	0.0%	14.3%	0.0%	0.0%	0.0%	0.0%	0.0%	0.0%	28.6%	0.0%
BONNEVILLE MORTGAGE CO	0.0%	0.0%	0.0%	0.0%	0.0%	0.0%	0.0%	0.0%	0.0%	0.0%
CALIFORNIA COMMTY REINVTM CORP	0.0%	0.0%	0.0%	0.0%	0.0%	0.0%	0.0%	0.0%	0.0%	0.0%
CAMBRIDGE REALTY CAPITAL	0.0%	0.0%	0.0%	0.0%	0.0%	0.0%	0.0%	0.0%	0.0%	0.0%
CAPITAL ONE MF FINANCE LLC	0.0%	0.0%	15.4%	0.0%	0.0%	0.0%	0.0%	7.7%	0.0%	0.0%
CBRE HMF INC	0.0%	0.0%	0.0%	0.0%	0.0%	10.5%	0.0%	5.3%	5.3%	0.0%
CENTENNIAL MORTGAGE	0.0%	0.0%	0.0%	0.0%	0.0%	9.1%	0.0%	0.0%	0.0%	0.0%
CENTERLINE MTGE CAPITAL	0.0%	6.7%	13.3%	0.0%	0.0%	6.7%	0.0%	0.0%	0.0%	0.0%
CENTURY HEALTH CAPITAL	0.0%	0.0%	0.0%	0.0%	0.0%	0.0%	0.0%	0.0%	0.0%	0.0%
CHAMBERS BANK	0.0%	0.0%	0.0%	0.0%	0.0%	0.0%	0.0%	0.0%	0.0%	0.0%
COLUMBIA NATL REAL ESTATE	0.0%	0.0%	0.0%	0.0%	0.0%	0.0%	0.0%	0.0%	0.0%	0.0%
COOPERATIVE HSG RESOURCES	0.0%	0.0%	0.0%	0.0%	0.0%	0.0%	0.0%	0.0%	0.0%	0.0%
CRAIN MORTGAGE GROUP, LLC	0.0%	0.0%	0.0%	0.0%	0.0%	0.0%	0.0%	0.0%	0.0%	0.0%
DAVIS-PENN MTGE	0.0%	0.0%	0.0%	0.0%	0.0%	0.0%	0.0%	0.0%	0.0%	0.0%
DEVELOPERS MTGE CORP	0.0%	0.0%	0.0%	0.0%	0.0%	0.0%	0.0%	0.0%	0.0%	0.0%
DOUGHERTY MORTGAGE LLC	0.0%	0.0%	3.1%	0.0%	3.1%	0.0%	0.0%	0.0%	0.0%	0.0%
DRAPER & KRAMER COMCL MTGE	0.0%	0.0%	0.0%	0.0%	0.0%	0.0%	0.0%	0.0%	0.0%	0.0%
EASTERN MORTGAGE CAPITAL LLC	0.0%	0.0%	0.0%	0.0%	0.0%	0.0%	0.0%	0.0%	0.0%	0.0%
FIRST HSG DEVMT CORP OF FL	0.0%	87.5%	6.3%	0.0%	0.0%	0.0%	0.0%	0.0%	6.3%	0.0%
FORBIX FINANCIAL LLC	0.0%	0.0%	0.0%	0.0%	0.0%	0.0%	0.0%	0.0%	0.0%	0.0%
FOREST CITY CAPITAL CORP	0.0%	0.0%	0.0%	0.0%	0.0%	0.0%	0.0%	0.0%	0.0%	0.0%
GERSHMAN INVESTMENT	0.0%	0.0%	0.0%	0.0%	0.0%	0.0%	0.0%	0.0%	0.0%	0.0%
GRANDBRIDGE REAL ESTATE CAP	23.1%	15.4%	7.7%	0.0%	0.0%	0.0%	0.0%	7.7%	0.0%	0.0%
GREAT LAKES FINANCIAL GRP	0.0%	0.0%	0.0%	0.0%	0.0%	0.0%	0.0%	0.0%	0.0%	0.0%
GREYSTONE FUNDING CORP (GREYSTONE SERVICING)	0.0%	15.9%	2.8%	0.0%	0.0%	1.4%	0.0%	0.0%	6.9%	0.0%
HFC FUNDING CORP	60.0%	20.0%	0.0%	0.0%	20.0%	0.0%	0.0%	0.0%	0.0%	0.0%
HIGHLAND COMMERCIAL MTGE	23.5%	11.8%	5.9%	0.0%	11.8%	0.0%	0.0%	11.8%	0.0%	0.0%
HOUSING & HEALTHCARE FINC	0.0%	0.0%	0.0%	0.0%	0.0%	0.0%	0.0%	0.0%	0.0%	0.0%
JOHNSON CAPITAL HUNTOON HASTINGS	0.0%	0.0%	20.0%	0.0%	0.0%	0.0%	0.0%	0.0%	0.0%	0.0%
KEYBANK NA (KEYCORP REAL ESTATE CAP MKT)	7.1%	0.0%	0.0%	0.0%	0.0%	7.1%	0.0%	0.0%	0.0%	0.0%
LANCASTER POLLARD MTGE CO	0.0%	2.3%	2.3%	2.3%	2.3%	0.0%	0.0%	0.0%	0.0%	0.0%
LAY COMMERCIAL MTGE LLC	0.0%	0.0%	0.0%	0.0%	0.0%	0.0%	0.0%	0.0%	0.0%	0.0%
LOVE FUNDING CORP	2.1%	0.0%	0.0%	4.3%	0.0%	0.0%	0.0%	2.1%	10.6%	0.0%
M & T REALTY CORP	0.0%	20.0%	0.0%	0.0%	0.0%	0.0%	0.0%	0.0%	0.0%	0.0%
MASON JOSEPH COMPANY INC	0.0%	0.0%	0.0%	0.0%	0.0%	0.0%	0.0%	0.0%	0.0%	0.0%
METROPOLITAN FUNDING CORP	0.0%	0.0%	0.0%	0.0%	0.0%	0.0%	0.0%	0.0%	0.0%	0.0%
NORTHPOINT CAPITAL LLC	0.0%	0.0%	0.0%	0.0%	0.0%	0.0%	0.0%	0.0%	0.0%	0.0%
OAK GROVE COMMERCIAL MTG	0.0%	5.7%	0.0%	0.0%	0.0%	0.0%	0.0%	0.0%	0.0%	0.0%
OPPENHEIMER MF HSG & HCARE	2.9%	2.9%	0.0%	0.0%	0.0%	14.3%	0.0%	2.9%	0.0%	0.0%
P/R MTGE & INVEST CORP	0.0%	0.0%	2.0%	0.0%	0.0%	0.0%	0.0%	0.0%	0.0%	0.0%
PARAGON MORTGAGE	0.0%	0.0%	0.0%	0.0%	0.0%	0.0%	0.0%	0.0%	0.0%	0.0%
PENNSYLVANIA HFA	0.0%	0.0%	0.0%	0.0%	0.0%	0.0%	0.0%	0.0%	0.0%	0.0%
PHARES CO	0.0%	0.0%	0.0%	100.0%	0.0%	0.0%	0.0%	0.0%	0.0%	0.0%
PILLAR CAPITAL FINANCE LLC	0.0%	0.0%	0.0%	0.0%	0.0%	0.0%	0.0%	0.0%	0.0%	0.0%
PNC BANK NA	0.0%	0.0%	0.0%	0.0%	0.0%	0.0%	0.0%	0.0%	4.5%	0.0%
PRAIRIE MORTGAGE CO	0.0%	0.0%	0.0%	0.0%	0.0%	0.0%	0.0%	0.0%	0.0%	0.0%
PRUDENTIAL HUNTOON PAIGE	0.0%	15.0%	25.0%	0.0%	0.0%	0.0%	0.0%	0.0%	0.0%	0.0%
RED MORTGAGE CAPITAL	1.5%	0.0%	3.0%	4.5%	0.0%	3.0%	0.0%	0.0%	0.0%	1.5%
RED STONE AGENCY LENDING	0.0%	0.0%	0.0%	0.0%	0.0%	0.0%	0.0%	0.0%	0.0%	0.0%
REGIONS BANK	0.0%	11.1%	0.0%	0.0%	0.0%	0.0%	0.0%	0.0%	22.2%	0.0%
RICHMAC FUNDING LLC	0.0%	0.0%	0.0%	0.0%	0.0%	0.0%	0.0%	0.0%	0.0%	0.0%
ROCKHALL FUNDING CORP	0.0%	14.3%	0.0%	0.0%	0.0%	0.0%	0.0%	0.0%	0.0%	0.0%
ROCKPORT MORTGAGE	0.0%	0.0%	0.0%	0.0%	0.0%	0.0%	0.0%	0.0%	0.0%	0.0%
SIMS MORTGAGE FUNDING	0.0%	0.0%	0.0%	0.0%	0.0%	0.0%	0.0%	0.0%	0.0%	0.0%
STIFEL BANK AND TRUST	0.0%	0.0%	100.0%	0.0%	0.0%	0.0%	0.0%	0.0%	0.0%	0.0%
TAVERNIER CAPITAL FUNDING	0.0%	0.0%	0.0%	0.0%	0.0%	0.0%	0.0%	0.0%	0.0%	0.0%
WALKER AND DUNLOP LLC (CW CAPITAL)	2.4%	2.4%	5.9%	3.5%	1.2%	0.0%	0.0%	0.0%	10.6%	0.0%
WELLS FARGO BANK NA	5.6%	0.0%	5.6%	0.0%	8.3%	11.1%	0.0%	2.8%	5.6%	0.0%
WYATT FUNDING CORP	0.0%	0.0%	0.0%	0.0%	0.0%	0.0%	0.0%	0.0%	0.0%	0.0%
ZIEGLER FINANCING CORP	0.0%	100.0%	0.0%	0.0%	0.0%	0.0%	0.0%	0.0%	0.0%	0.0%

SHARE OF MAP LENDER BUSINESS BY STATE

REGION: CHIGAGO							
LENDER	Illinois	Indiana	Michigan	Minnesota	Ohio	Wisconsin	
ACRE CAPITAL LLC	0.0%	0.0%	0.0%	0.0%	0.0%	0.0%	0.0%
AGM FINANCIAL SERVICES	0.0%	0.0%	4.3%	0.0%	0.0%	0.0%	0.0%
AMERISPHERE MTG FINANCE LLC	14.3%	0.0%	0.0%	21.4%	0.0%	0.0%	0.0%
ARBOR COMMERCIAL MTGE	17.6%	0.0%	23.5%	0.0%	0.0%	0.0%	0.0%
ARMSTRONG MORTGAGE	0.0%	0.0%	0.0%	0.0%	0.0%	0.0%	0.0%
BANK OF MONTANA	0.0%	0.0%	0.0%	0.0%	0.0%	0.0%	0.0%
BEDFORD LENDING CORP	0.0%	0.0%	0.0%	0.0%	0.0%	0.0%	0.0%
BELLWETHER REAL EST CAPITAL	0.0%	11.8%	0.0%	0.0%	29.4%	0.0%	0.0%
BERKADIA COMMERCIAL MTG	7.9%	2.2%	20.2%	0.0%	1.1%	6.7%	0.0%
BERKELEY POINT CAPITAL LLC	0.0%	0.0%	14.3%	0.0%	0.0%	0.0%	0.0%
BONNEVILLE MORTGAGE CO	0.0%	0.0%	0.0%	0.0%	0.0%	0.0%	0.0%
CALIFORNIA COMMTY REINVTM CORP	0.0%	0.0%	0.0%	0.0%	0.0%	0.0%	0.0%
CAMBRIDGE REALTY CAPITAL	50.0%	0.0%	0.0%	0.0%	0.0%	0.0%	0.0%
CAPITAL ONE MF FINANCE LLC	0.0%	0.0%	0.0%	0.0%	0.0%	0.0%	0.0%
CBRE HMF INC	0.0%	5.3%	0.0%	0.0%	0.0%	0.0%	0.0%
CENTENNIAL MORTGAGE	9.1%	9.1%	0.0%	0.0%	0.0%	0.0%	0.0%
CENTERLINE MTGE CAPITAL	0.0%	0.0%	0.0%	0.0%	0.0%	6.7%	0.0%
CENTURY HEALTH CAPITAL	0.0%	0.0%	0.0%	0.0%	0.0%	0.0%	0.0%
CHAMBERS BANK	0.0%	0.0%	0.0%	0.0%	0.0%	0.0%	0.0%
COLUMBIA NATL REAL ESTATE	0.0%	0.0%	0.0%	0.0%	0.0%	0.0%	0.0%
COOPERATIVE HSG RESOURCES	0.0%	0.0%	0.0%	50.0%	0.0%	50.0%	0.0%
CRAIN MORTGAGE GROUP, LLC	0.0%	0.0%	0.0%	0.0%	0.0%	0.0%	0.0%
DAVIS-PENN MTGE	0.0%	0.0%	0.0%	5.6%	5.6%	0.0%	0.0%
DEVELOPERS MTGE CORP	66.7%	33.3%	0.0%	0.0%	0.0%	0.0%	0.0%
DOUGHERTY MORTGAGE LLC	0.0%	3.1%	0.0%	37.5%	0.0%	0.0%	0.0%
DRAPER & KRAMER COMCL MTGE	24.0%	4.0%	0.0%	0.0%	0.0%	72.0%	0.0%
EASTERN MORTGAGE CAPITAL LLC	0.0%	0.0%	100.0%	0.0%	0.0%	0.0%	0.0%
FIRST HSG DEVMT CORP OF FL	0.0%	0.0%	0.0%	0.0%	0.0%	0.0%	0.0%
FORBIX FINANCIAL LLC	0.0%	0.0%	0.0%	0.0%	0.0%	0.0%	0.0%
FOREST CITY CAPITAL CORP	0.0%	0.0%	0.0%	0.0%	66.7%	0.0%	0.0%
GERSHMAN INVESTMENT	6.7%	0.0%	6.7%	6.7%	0.0%	6.7%	0.0%
GRANDBRIDGE REAL ESTATE CAP	0.0%	0.0%	0.0%	0.0%	0.0%	0.0%	0.0%
GREAT LAKES FINANCIAL GRP	0.0%	0.0%	14.3%	0.0%	71.4%	0.0%	0.0%
GREYSTONE FUNDING CORP (GREYSTONE SERVICING)	0.0%	2.8%	4.2%	0.0%	1.4%	1.4%	0.0%
HFC FUNDING CORP	0.0%	0.0%	0.0%	0.0%	0.0%	0.0%	0.0%
HIGHLAND COMMERCIAL MTGE	0.0%	0.0%	0.0%	0.0%	0.0%	0.0%	0.0%
HOUSING & HEALTHCARE FINC	0.0%	0.0%	0.0%	0.0%	0.0%	0.0%	0.0%
JOHNSON CAPITAL HUNTOON HASTINGS	0.0%	0.0%	0.0%	0.0%	0.0%	0.0%	0.0%
KEYBANK NA (KEYCORP REAL ESTATE CAP MKT)	0.0%	7.1%	21.4%	0.0%	35.7%	0.0%	0.0%
LANCASTER POLLARD MTGE CO	0.0%	7.0%	2.3%	2.3%	14.0%	0.0%	0.0%
LAY COMMERCIAL MTGE LLC	0.0%	0.0%	0.0%	0.0%	0.0%	0.0%	0.0%
LOVE FUNDING CORP	14.9%	17.0%	14.9%	0.0%	2.1%	0.0%	0.0%
M & T REALTY CORP	0.0%	0.0%	0.0%	0.0%	0.0%	0.0%	0.0%
MASON JOSEPH COMPANY INC	0.0%	0.0%	0.0%	0.0%	0.0%	0.0%	0.0%
METROPOLITAN FUNDING CORP	0.0%	0.0%	50.0%	0.0%	0.0%	0.0%	0.0%
NORTHPOINT CAPITAL LLC	25.0%	0.0%	25.0%	0.0%	25.0%	25.0%	0.0%
OAK GROVE COMMERCIAL MTG	0.0%	0.0%	0.0%	41.5%	0.0%	0.0%	0.0%
OPPENHEIMER MF HSG & HCARE	0.0%	0.0%	0.0%	8.6%	0.0%	17.1%	0.0%
P/R MTGE & INVEST CORP	2.0%	69.4%	0.0%	0.0%	10.2%	0.0%	0.0%
PARAGON MORTGAGE	0.0%	0.0%	0.0%	0.0%	0.0%	0.0%	0.0%
PENNSYLVANIA HFA	0.0%	0.0%	0.0%	0.0%	0.0%	0.0%	0.0%
PHARES CO	0.0%	0.0%	0.0%	0.0%	0.0%	0.0%	0.0%
PILLAR CAPITAL FINANCE LLC	0.0%	0.0%	73.9%	0.0%	0.0%	0.0%	0.0%
PNC BANK NA	9.1%	0.0%	4.5%	0.0%	0.0%	0.0%	0.0%
PRAIRIE MORTGAGE CO	100.0%	0.0%	0.0%	0.0%	0.0%	0.0%	0.0%
PRUDENTIAL HUNTOON PAIGE	5.0%	0.0%	0.0%	0.0%	0.0%	0.0%	0.0%
<b>RED MORTGAGE CAPITAL</b>	<b>0.0%</b>	<b>0.0%</b>	<b>0.0%</b>	<b>0.0%</b>	<b>21.2%</b>	<b>1.5%</b>	
RED STONE AGENCY LENDING	0.0%	0.0%	0.0%	0.0%	0.0%	0.0%	0.0%
REGIONS BANK	0.0%	0.0%	0.0%	0.0%	0.0%	0.0%	0.0%
RICHMAC FUNDING LLC	0.0%	0.0%	0.0%	0.0%	0.0%	0.0%	0.0%
ROCKHALL FUNDING CORP	0.0%	0.0%	0.0%	0.0%	0.0%	0.0%	0.0%
ROCKPORT MORTGAGE	0.0%	0.0%	3.1%	0.0%	0.0%	0.0%	0.0%
SIMS MORTGAGE FUNDING	0.0%	0.0%	20.0%	0.0%	0.0%	0.0%	0.0%
STIFEL BANK AND TRUST	0.0%	0.0%	0.0%	0.0%	0.0%	0.0%	0.0%
TAVERNIER CAPITAL FUNDING	0.0%	16.7%	33.3%	0.0%	0.0%	0.0%	0.0%
WALKER AND DUNLOP LLC (CW CAPITAL)	2.4%	3.5%	1.2%	0.0%	1.2%	9.4%	0.0%
WELLS FARGO BANK NA	2.8%	0.0%	0.0%	2.8%	2.8%	0.0%	0.0%
WYATT FUNDING CORP	0.0%	0.0%	0.0%	0.0%	0.0%	0.0%	0.0%
ZIEGLER FINANCING CORP	0.0%	0.0%	0.0%	0.0%	0.0%	0.0%	0.0%



SHARE OF MAP LENDER BUSINESS BY STATE

REGION: FORT WORTH									
LENDER	Arkansas	Iowa	Kansas	Louisiana	Missouri	Nebraska	New Mexico	Oklahoma	Texas
ACRE CAPITAL LLC	0.0%	0.0%	0.0%	0.0%	0.0%	0.0%	0.0%	0.0%	0.0%
AGM FINANCIAL SERVICES	0.0%	0.0%	0.0%	0.0%	4.3%	0.0%	0.0%	0.0%	0.0%
AMERISPHERE MTG FINANCE LLC	0.0%	0.0%	0.0%	0.0%	7.1%	0.0%	0.0%	0.0%	28.6%
ARBOR COMMERCIAL MTGE	0.0%	0.0%	0.0%	0.0%	0.0%	0.0%	0.0%	0.0%	0.0%
ARMSTRONG MORTGAGE	0.0%	0.0%	0.0%	0.0%	0.0%	0.0%	0.0%	0.0%	66.7%
BANK OF MONTANA	0.0%	0.0%	0.0%	0.0%	0.0%	0.0%	0.0%	0.0%	0.0%
BEDFORD LENDING CORP	0.0%	0.0%	0.0%	0.0%	0.0%	0.0%	0.0%	0.0%	0.0%
BELLWETHER REAL EST CAPITAL	0.0%	0.0%	0.0%	17.6%	0.0%	0.0%	0.0%	0.0%	0.0%
BERKADIA COMMERCIAL MTG	3.4%	0.0%	1.1%	1.1%	1.1%	0.0%	0.0%	2.2%	5.6%
BERKELEY POINT CAPITAL LLC	0.0%	0.0%	0.0%	0.0%	0.0%	0.0%	0.0%	0.0%	14.3%
BONNEVILLE MORTGAGE CO	0.0%	0.0%	0.0%	0.0%	0.0%	0.0%	0.0%	0.0%	50.0%
CALIFORNIA COMMTY REINVTM CORP	0.0%	0.0%	0.0%	0.0%	0.0%	0.0%	0.0%	0.0%	0.0%
CAMBRIDGE REALTY CAPITAL	0.0%	0.0%	0.0%	0.0%	0.0%	0.0%	0.0%	0.0%	0.0%
CAPITAL ONE MF FINANCE LLC	0.0%	0.0%	0.0%	0.0%	0.0%	0.0%	0.0%	0.0%	0.0%
CBRE HMF INC	0.0%	0.0%	0.0%	0.0%	0.0%	0.0%	0.0%	0.0%	5.3%
CENTENNIAL MORTGAGE	0.0%	18.2%	0.0%	0.0%	0.0%	0.0%	0.0%	0.0%	45.5%
CENTERLINE MTGE CAPITAL	0.0%	0.0%	0.0%	6.7%	0.0%	0.0%	0.0%	0.0%	0.0%
CENTURY HEALTH CAPITAL	0.0%	0.0%	0.0%	0.0%	0.0%	0.0%	0.0%	0.0%	0.0%
CHAMBERS BANK	50.0%	0.0%	0.0%	0.0%	0.0%	0.0%	0.0%	0.0%	50.0%
COLUMBIA NATL REAL ESTATE	0.0%	0.0%	0.0%	0.0%	0.0%	0.0%	0.0%	0.0%	0.0%
COOPERATIVE HSG RESOURCES	0.0%	0.0%	0.0%	0.0%	0.0%	0.0%	0.0%	0.0%	0.0%
CRAIN MORTGAGE GROUP, LLC	0.0%	0.0%	33.3%	0.0%	0.0%	0.0%	0.0%	33.3%	33.3%
DAVIS-PENN MTGE	0.0%	0.0%	0.0%	0.0%	0.0%	0.0%	0.0%	0.0%	50.0%
DEVELOPERS MTGE CORP	0.0%	0.0%	0.0%	0.0%	0.0%	0.0%	0.0%	0.0%	0.0%
DOUGHERTY MORTGAGE LLC	0.0%	3.1%	0.0%	3.1%	3.1%	0.0%	3.1%	0.0%	28.1%
DRAPER & KRAMER COMCL MTGE	0.0%	0.0%	0.0%	0.0%	0.0%	0.0%	0.0%	0.0%	0.0%
EASTERN MORTGAGE CAPITAL LLC	0.0%	0.0%	0.0%	0.0%	0.0%	0.0%	0.0%	0.0%	0.0%
FIRST HSG DEVMT CORP OF FL	0.0%	0.0%	0.0%	0.0%	0.0%	0.0%	0.0%	0.0%	0.0%
FORBIX FINANCIAL LLC	0.0%	0.0%	0.0%	0.0%	0.0%	0.0%	0.0%	0.0%	0.0%
FOREST CITY CAPITAL CORP	0.0%	0.0%	0.0%	0.0%	0.0%	0.0%	0.0%	0.0%	0.0%
GERSHMAN INVESTMENT	0.0%	13.3%	6.7%	0.0%	40.0%	6.7%	0.0%	0.0%	0.0%
GRANDBRIDGE REAL ESTATE CAP	0.0%	0.0%	7.7%	0.0%	0.0%	0.0%	0.0%	0.0%	0.0%
GREAT LAKES FINANCIAL GRP	0.0%	0.0%	0.0%	0.0%	0.0%	0.0%	0.0%	0.0%	14.3%
GREYSTONE FUNDING CORP (GREYSTONE SERVICING)	1.4%	1.4%	0.0%	2.8%	1.4%	0.0%	0.0%	0.0%	13.9%
HFC FUNDING CORP	0.0%	0.0%	0.0%	0.0%	0.0%	0.0%	0.0%	0.0%	0.0%
HIGHLAND COMMERCIAL MTGE	5.9%	0.0%	0.0%	23.5%	0.0%	0.0%	0.0%	0.0%	0.0%
HOUSING & HEALTHCARE FINC	0.0%	0.0%	0.0%	0.0%	0.0%	0.0%	0.0%	0.0%	0.0%
JOHNSON CAPITAL HUNTOON HASTINGS	0.0%	0.0%	0.0%	0.0%	0.0%	0.0%	0.0%	0.0%	0.0%
KEYBANK NA (KEYCORP REAL ESTATE CAP MKT)	0.0%	0.0%	0.0%	0.0%	0.0%	0.0%	0.0%	0.0%	7.1%
LANCASTER POLLARD MTGE CO	0.0%	7.0%	2.3%	9.3%	7.0%	2.3%	0.0%	0.0%	7.0%
LAY COMMERCIAL MTGE LLC	100.0%	0.0%	0.0%	0.0%	0.0%	0.0%	0.0%	0.0%	0.0%
LOVE FUNDING CORP	0.0%	2.1%	0.0%	0.0%	0.0%	0.0%	0.0%	2.1%	10.6%
M & T REALTY CORP	0.0%	0.0%	0.0%	0.0%	0.0%	0.0%	0.0%	0.0%	0.0%
MASON JOSEPH COMPANY INC	0.0%	0.0%	0.0%	0.0%	0.0%	0.0%	0.0%	0.0%	100.0%
METROPOLITAN FUNDING CORP	0.0%	0.0%	0.0%	0.0%	0.0%	0.0%	0.0%	0.0%	0.0%
NORTHPOINT CAPITAL LLC	0.0%	0.0%	0.0%	0.0%	0.0%	0.0%	0.0%	0.0%	0.0%
OAK GROVE COMMERCIAL MTG	0.0%	1.9%	0.0%	1.9%	0.0%	0.0%	0.0%	0.0%	0.0%
OPPENHEIMER MF HSG & HCARE	0.0%	0.0%	5.7%	2.9%	0.0%	0.0%	0.0%	5.7%	8.6%
P/R MTGE & INVEST CORP	0.0%	4.1%	0.0%	2.0%	0.0%	0.0%	0.0%	2.0%	4.1%
PARAGON MORTGAGE	0.0%	0.0%	0.0%	0.0%	0.0%	0.0%	0.0%	0.0%	0.0%
PENNSYLVANIA HFA	0.0%	0.0%	0.0%	0.0%	0.0%	0.0%	0.0%	0.0%	0.0%
PHARES CO	0.0%	0.0%	0.0%	0.0%	0.0%	0.0%	0.0%	0.0%	0.0%
PILLAR CAPITAL FINANCE LLC	4.3%	0.0%	0.0%	0.0%	4.3%	0.0%	0.0%	0.0%	8.7%
PNC BANK NA	0.0%	0.0%	0.0%	0.0%	0.0%	4.5%	4.5%	0.0%	4.5%
PRAIRIE MORTGAGE CO	0.0%	0.0%	0.0%	0.0%	0.0%	0.0%	0.0%	0.0%	0.0%
PRUDENTIAL HUNTOON PAIGE	0.0%	0.0%	0.0%	5.0%	0.0%	5.0%	0.0%	0.0%	5.0%
<b>RED MORTGAGE CAPITAL</b>	<b>0.0%</b>	<b>0.0%</b>	<b>0.0%</b>	<b>1.5%</b>	<b>3.0%</b>	<b>0.0%</b>	<b>0.0%</b>	<b>0.0%</b>	<b>0.0%</b>
RED STONE AGENCY LENDING	0.0%	0.0%	0.0%	0.0%	0.0%	33.3%	0.0%	0.0%	0.0%
REGIONS BANK	0.0%	55.6%	0.0%	0.0%	0.0%	0.0%	0.0%	0.0%	11.1%
RICHMAC FUNDING LLC	0.0%	0.0%	0.0%	0.0%	0.0%	0.0%	0.0%	0.0%	0.0%
ROCKHALL FUNDING CORP	0.0%	0.0%	0.0%	0.0%	0.0%	0.0%	0.0%	0.0%	57.1%
ROCKPORT MORTGAGE	0.0%	0.0%	0.0%	0.0%	0.0%	0.0%	0.0%	0.0%	0.0%
SIMS MORTGAGE FUNDING	20.0%	0.0%	0.0%	20.0%	0.0%	0.0%	0.0%	0.0%	0.0%
STIFEL BANK AND TRUST	0.0%	0.0%	0.0%	0.0%	0.0%	0.0%	0.0%	0.0%	0.0%
TAVERNIER CAPITAL FUNDING	0.0%	0.0%	0.0%	0.0%	0.0%	0.0%	0.0%	0.0%	0.0%
WALKER AND DUNLOP LLC (CW CAPITAL)	4.7%	0.0%	0.0%	3.5%	1.2%	2.4%	0.0%	0.0%	5.9%
WELLS FARGO BANK NA	2.8%	2.8%	0.0%	0.0%	0.0%	0.0%	0.0%	2.8%	0.0%
WYATT FUNDING CORP	0.0%	0.0%	0.0%	0.0%	0.0%	0.0%	0.0%	0.0%	0.0%
ZIEGLER FINANCING CORP	0.0%	0.0%	0.0%	0.0%	0.0%	0.0%	0.0%	0.0%	0.0%

SHARE OF MAP LENDER BUSINESS BY STATE

REGION: SAN FRANCISCO														
LENDER	Alaska	Arizona	California	Colorado	Hawaii	Idaho	Montana	Nevada	North Dakota	Oregon	South Dakota	Utah	Washington	Wyoming
ACRE CAPITAL LLC	0.0%	0.0%	66.7%	0.0%	0.0%	0.0%	0.0%	0.0%	0.0%	33.3%	0.0%	0.0%	0.0%	0.0%
AGM FINANCIAL SERVICES	0.0%	0.0%	4.3%	0.0%	0.0%	0.0%	0.0%	0.0%	0.0%	0.0%	0.0%	0.0%	0.0%	0.0%
AMERISPHERE MTG FINANCE LLC	0.0%	0.0%	7.1%	0.0%	0.0%	0.0%	0.0%	0.0%	0.0%	0.0%	0.0%	0.0%	0.0%	0.0%
ARBOR COMMERCIAL MTGE	0.0%	0.0%	5.9%	5.9%	0.0%	0.0%	0.0%	0.0%	0.0%	0.0%	0.0%	5.9%	0.0%	0.0%
ARMSTRONG MORTGAGE	0.0%	0.0%	0.0%	0.0%	0.0%	0.0%	0.0%	0.0%	0.0%	0.0%	0.0%	0.0%	0.0%	0.0%
BANK OF MONTANA	0.0%	0.0%	0.0%	0.0%	0.0%	0.0%	100.0%	0.0%	0.0%	0.0%	0.0%	0.0%	0.0%	0.0%
BEDFORD LENDING CORP	0.0%	0.0%	0.0%	0.0%	0.0%	50.0%	0.0%	0.0%	0.0%	0.0%	0.0%	0.0%	0.0%	0.0%
BELLWETHER REAL EST CAPITAL	0.0%	0.0%	0.0%	5.9%	0.0%	0.0%	0.0%	0.0%	0.0%	0.0%	0.0%	0.0%	5.9%	0.0%
BERKADIA COMMERCIAL MTG	0.0%	0.0%	2.2%	0.0%	0.0%	0.0%	0.0%	0.0%	0.0%	2.2%	0.0%	0.0%	1.1%	0.0%
BERKELEY POINT CAPITAL LLC	0.0%	0.0%	14.3%	0.0%	0.0%	0.0%	0.0%	0.0%	0.0%	0.0%	0.0%	0.0%	0.0%	0.0%
BONNEVILLE MORTGAGE CO	0.0%	0.0%	0.0%	0.0%	0.0%	0.0%	0.0%	0.0%	0.0%	0.0%	0.0%	50.0%	0.0%	0.0%
CALIFORNIA COMMTY REINVMT CORP	0.0%	0.0%	100.0%	0.0%	0.0%	0.0%	0.0%	0.0%	0.0%	0.0%	0.0%	0.0%	0.0%	0.0%
CAMBRIDGE REALTY CAPITAL	0.0%	0.0%	0.0%	0.0%	0.0%	0.0%	0.0%	0.0%	0.0%	0.0%	0.0%	0.0%	0.0%	0.0%
CAPITAL ONE MF FINANCE LLC	0.0%	0.0%	0.0%	7.7%	0.0%	0.0%	0.0%	0.0%	0.0%	0.0%	0.0%	0.0%	0.0%	0.0%
CBRE HMF INC	0.0%	0.0%	42.1%	5.3%	0.0%	0.0%	0.0%	0.0%	0.0%	0.0%	0.0%	5.3%	10.5%	0.0%
CENTENNIAL MORTGAGE	0.0%	0.0%	9.1%	0.0%	0.0%	0.0%	0.0%	0.0%	0.0%	0.0%	0.0%	0.0%	0.0%	0.0%
CENTERLINE MTGE CAPITAL	0.0%	0.0%	13.3%	0.0%	0.0%	0.0%	0.0%	0.0%	0.0%	0.0%	0.0%	0.0%	6.7%	0.0%
CENTURY HEALTH CAPITAL	0.0%	0.0%	0.0%	0.0%	0.0%	0.0%	0.0%	0.0%	0.0%	0.0%	0.0%	0.0%	0.0%	0.0%
CHAMBERS BANK	0.0%	0.0%	0.0%	0.0%	0.0%	0.0%	0.0%	0.0%	0.0%	0.0%	0.0%	0.0%	0.0%	0.0%
COLUMBIA NATL REAL ESTATE	0.0%	0.0%	0.0%	0.0%	0.0%	0.0%	0.0%	0.0%	0.0%	0.0%	0.0%	0.0%	0.0%	0.0%
COOPERATIVE HSG RESOURCES	0.0%	0.0%	0.0%	0.0%	0.0%	0.0%	0.0%	0.0%	0.0%	0.0%	0.0%	0.0%	0.0%	0.0%
CRAIN MORTGAGE GROUP, LLC	0.0%	0.0%	0.0%	0.0%	0.0%	0.0%	0.0%	0.0%	0.0%	0.0%	0.0%	0.0%	0.0%	0.0%
DAVIS-PENN MTGE	0.0%	0.0%	0.0%	0.0%	5.6%	0.0%	0.0%	0.0%	5.6%	0.0%	0.0%	0.0%	5.6%	0.0%
DEVELOPERS MTGE CORP	0.0%	0.0%	0.0%	0.0%	0.0%	0.0%	0.0%	0.0%	0.0%	0.0%	0.0%	0.0%	0.0%	0.0%
DOUGHERTY MORTGAGE LLC	0.0%	0.0%	6.3%	0.0%	0.0%	0.0%	0.0%	0.0%	0.0%	0.0%	0.0%	3.1%	3.1%	0.0%
DRAPER & KRAMER COMCL MTGE	0.0%	0.0%	0.0%	0.0%	0.0%	0.0%	0.0%	0.0%	0.0%	0.0%	0.0%	0.0%	0.0%	0.0%
EASTERN MORTGAGE CAPITAL LLC	0.0%	0.0%	0.0%	0.0%	0.0%	0.0%	0.0%	0.0%	0.0%	0.0%	0.0%	0.0%	0.0%	0.0%
FIRST HSG DEVMT CORP OF FL	0.0%	0.0%	0.0%	0.0%	0.0%	0.0%	0.0%	0.0%	0.0%	0.0%	0.0%	0.0%	0.0%	0.0%
FORBIX FINANCIAL LLC	0.0%	0.0%	100.0%	0.0%	0.0%	0.0%	0.0%	0.0%	0.0%	0.0%	0.0%	0.0%	0.0%	0.0%
FOREST CITY CAPITAL CORP	0.0%	0.0%	0.0%	0.0%	0.0%	0.0%	0.0%	0.0%	0.0%	0.0%	0.0%	0.0%	0.0%	0.0%
GERSHMAN INVESTMENT	0.0%	0.0%	0.0%	6.7%	0.0%	0.0%	0.0%	0.0%	0.0%	0.0%	0.0%	0.0%	0.0%	0.0%
GRANDBRIDGE REAL ESTATE CAP	0.0%	0.0%	0.0%	23.1%	0.0%	0.0%	0.0%	0.0%	0.0%	0.0%	0.0%	0.0%	0.0%	0.0%
GREAT LAKES FINANCIAL GRP	0.0%	0.0%	0.0%	0.0%	0.0%	0.0%	0.0%	0.0%	0.0%	0.0%	0.0%	0.0%	0.0%	0.0%
GREYSTONE FUNDING CORP (GREYSTONE SERVICING)	0.0%	0.0%	15.3%	6.9%	0.0%	0.0%	0.0%	1.4%	0.0%	2.8%	0.0%	0.0%	1.4%	1.4%
HFC FUNDING CORP	0.0%	0.0%	0.0%	0.0%	0.0%	0.0%	0.0%	0.0%	0.0%	0.0%	0.0%	0.0%	0.0%	0.0%
HIGHLAND COMMERCIAL MTGE	0.0%	0.0%	0.0%	0.0%	0.0%	0.0%	0.0%	0.0%	0.0%	0.0%	0.0%	0.0%	0.0%	0.0%
HOUSING & HEALTHCARE FINC	0.0%	0.0%	0.0%	0.0%	0.0%	0.0%	0.0%	0.0%	0.0%	0.0%	0.0%	0.0%	0.0%	0.0%
JOHNSON CAPITAL HUNTOON HASTINGS	0.0%	0.0%	60.0%	0.0%	0.0%	0.0%	0.0%	0.0%	0.0%	0.0%	0.0%	0.0%	0.0%	0.0%
KEYBANK NA (KEYCORP REAL ESTATE CAP MKT)	0.0%	0.0%	0.0%	0.0%	0.0%	0.0%	0.0%	0.0%	0.0%	0.0%	0.0%	7.1%	0.0%	0.0%
LANCASTER POLLARD MTGE CO	0.0%	7.0%	9.3%	0.0%	0.0%	0.0%	0.0%	0.0%	0.0%	0.0%	0.0%	0.0%	0.0%	0.0%
LAY COMMERCIAL MTGE LLC	0.0%	0.0%	0.0%	0.0%	0.0%	0.0%	0.0%	0.0%	0.0%	0.0%	0.0%	0.0%	0.0%	0.0%
LOVE FUNDING CORP	0.0%	0.0%	4.3%	2.1%	0.0%	0.0%	2.1%	0.0%	0.0%	0.0%	0.0%	0.0%	0.0%	0.0%
M & T REALTY CORP	0.0%	0.0%	20.0%	20.0%	0.0%	0.0%	0.0%	0.0%	0.0%	0.0%	0.0%	0.0%	0.0%	0.0%
MASON JOSEPH COMPANY INC	0.0%	0.0%	0.0%	0.0%	0.0%	0.0%	0.0%	0.0%	0.0%	0.0%	0.0%	0.0%	0.0%	0.0%
METROPOLITAN FUNDING CORP	0.0%	0.0%	0.0%	0.0%	0.0%	0.0%	0.0%	0.0%	50.0%	0.0%	0.0%	0.0%	0.0%	0.0%
NORTHPOINT CAPITAL LLC	0.0%	0.0%	0.0%	0.0%	0.0%	0.0%	0.0%	0.0%	0.0%	0.0%	0.0%	0.0%	0.0%	0.0%
OAK GROVE COMMERCIAL MTG	0.0%	0.0%	32.1%	0.0%	0.0%	0.0%	0.0%	0.0%	0.0%	1.9%	0.0%	0.0%	0.0%	0.0%
OPPENHEIMER MF HSG & HCARE	0.0%	0.0%	0.0%	0.0%	0.0%	0.0%	0.0%	0.0%	0.0%	0.0%	2.9%	2.9%	2.9%	0.0%
P/R MTGE & INVEST CORP	0.0%	0.0%	0.0%	4.1%	0.0%	0.0%	0.0%	0.0%	0.0%	0.0%	0.0%	0.0%	0.0%	0.0%
PARAGON MORTGAGE	0.0%	40.0%	0.0%	0.0%	0.0%	0.0%	0.0%	40.0%	0.0%	0.0%	0.0%	20.0%	0.0%	0.0%
PENNSYLVANIA HFA	0.0%	0.0%	0.0%	0.0%	0.0%	0.0%	0.0%	0.0%	0.0%	0.0%	0.0%	0.0%	0.0%	0.0%
PHARES CO	0.0%	0.0%	0.0%	0.0%	0.0%	0.0%	0.0%	0.0%	0.0%	0.0%	0.0%	0.0%	0.0%	0.0%
PILLAR CAPITAL FINANCE LLC	0.0%	0.0%	0.0%	0.0%	0.0%	0.0%	0.0%	4.3%	0.0%	0.0%	0.0%	0.0%	0.0%	0.0%
PNC BANK NA	0.0%	0.0%	31.8%	4.5%	0.0%	0.0%	0.0%	4.5%	0.0%	4.5%	0.0%	0.0%	0.0%	0.0%
PRAIRIE MORTGAGE CO	0.0%	0.0%	0.0%	0.0%	0.0%	0.0%	0.0%	0.0%	0.0%	0.0%	0.0%	0.0%	0.0%	0.0%
PRUDENTIAL HUNTOON PAIGE	0.0%	0.0%	0.0%	0.0%	0.0%	0.0%	0.0%	0.0%	0.0%	5.0%	0.0%	5.0%	10.0%	5.0%
<b>RED MORTGAGE CAPITAL</b>	<b>0.0%</b>	<b>3.0%</b>	<b>22.7%</b>	<b>1.5%</b>	<b>3.0%</b>	<b>0.0%</b>	<b>0.0%</b>	<b>4.5%</b>	<b>0.0%</b>	<b>1.5%</b>	<b>0.0%</b>	<b>0.0%</b>	<b>0.0%</b>	<b>0.0%</b>
RED STONE AGENCY LENDING	0.0%	0.0%	0.0%	33.3%	0.0%	0.0%	0.0%	0.0%	0.0%	0.0%	0.0%	33.3%	0.0%	0.0%
REGIONS BANK	0.0%	0.0%	0.0%	0.0%	0.0%	0.0%	0.0%	0.0%	0.0%	0.0%	0.0%	0.0%	0.0%	0.0%
RICHMAC FUNDING LLC	0.0%	0.0%	50.0%	0.0%	0.0%	0.0%	0.0%	0.0%	0.0%	0.0%	0.0%	0.0%	0.0%	0.0%
ROCKHALL FUNDING CORP	0.0%	0.0%	0.0%	0.0%	0.0%	0.0%	0.0%	0.0%	0.0%	14.3%	0.0%	0.0%	14.3%	0.0%
ROCKPORT MORTGAGE	0.0%	0.0%	0.0%	0.0%	0.0%	0.0%	0.0%	0.0%	0.0%	0.0%	0.0%	0.0%	3.1%	0.0%
SIMS MORTGAGE FUNDING	0.0%	0.0%	0.0%	0.0%	0.0%	0.0%	0.0%	0.0%	0.0%	0.0%	0.0%	0.0%	0.0%	0.0%
STIFEL BANK AND TRUST	0.0%	0.0%	0.0%	0.0%	0.0%	0.0%	0.0%	0.0%	0.0%	0.0%	0.0%	0.0%	0.0%	0.0%
TAVERNIER CAPITAL FUNDING	0.0%	0.0%	0.0%	0.0%	0.0%	0.0%	0.0%	0.0%	0.0%	0.0%	0.0%	50.0%	0.0%	0.0%
WALKER AND DUNLOP LLC (CW CAPITAL)	0.0%	0.0%	4.7%	3.5%	0.0%	1.2%	0.0%	0.0%	0.0%	2.4%	0.0%	1.2%	3.5%	0.0%
WELLS FARGO BANK NA	0.0%	0.0%	8.3%	2.8%	0.0%	0.0%	2.8%	2.8%	2.8%	0.0%	0.0%	0.0%	0.0%	0.0%
WYATT FUNDING CORP	0.0%	0.0%	0.0%	0.0%	0.0%	0.0%	0.0%	0.0%	0.0%	0.0%	0.0%	0.0%	0.0%	0.0%
ZIEGLER FINANCING CORP	0.0%	0.0%	0.0%	0.0%	0.0%	0.0%	0.0%	0.0%	0.0%	0.0%	0.0%	0.0%	0.0%	0.0%

SHARE OF STATE MAP BUSINESS BY LENDER

LENDER	REGION: NEW YORK CITY													
	Connecticut	Delaware	District Of Columbia	Maine	Maryland	Massachusetts	New Hampshire	New Jersey	New York	Pennsylvania	Rhode Island	Vermont	Virginia	West Virginia
ACRE CAPITAL LLC	0.0%	0.0%	0.0%	0.0%	0.0%	0.0%	0.0%	0.0%	0.0%	0.0%	0.0%	0.0%	0.0%	0.0%
AGM FINANCIAL SERVICES	0.0%	0.0%	33.3%	0.0%	31.0%	0.0%	0.0%	0.0%	0.0%	0.0%	0.0%	0.0%	10.0%	0.0%
AMERISPHERE MTG FINANCE LLC	0.0%	0.0%	0.0%	0.0%	0.0%	0.0%	0.0%	0.0%	0.0%	0.0%	0.0%	0.0%	0.0%	0.0%
ARBOR COMMERCIAL MTGE	12.5%	50.0%	0.0%	0.0%	0.0%	2.3%	33.3%	0.0%	0.0%	0.0%	0.0%	0.0%	3.3%	0.0%
ARMSTRONG MORTGAGE	0.0%	0.0%	0.0%	0.0%	0.0%	0.0%	0.0%	0.0%	0.0%	0.0%	0.0%	0.0%	0.0%	0.0%
BANK OF MONTANA	0.0%	0.0%	0.0%	0.0%	0.0%	0.0%	0.0%	0.0%	0.0%	0.0%	0.0%	0.0%	0.0%	0.0%
BEDFORD LENDING CORP	0.0%	0.0%	0.0%	0.0%	0.0%	0.0%	33.3%	0.0%	0.0%	0.0%	0.0%	0.0%	0.0%	0.0%
BELLWETHER REAL EST CAPITAL	12.5%	0.0%	0.0%	0.0%	0.0%	0.0%	0.0%	0.0%	0.0%	8.7%	0.0%	0.0%	0.0%	0.0%
BERKADIA COMMERCIAL MTG	12.5%	0.0%	0.0%	0.0%	0.0%	0.0%	0.0%	7.7%	3.1%	4.3%	0.0%	0.0%	25.3%	0.0%
BERKELEY POINT CAPITAL LLC	0.0%	0.0%	0.0%	0.0%	0.0%	0.0%	0.0%	0.0%	0.0%	0.0%	50.0%	0.0%	0.0%	0.0%
BONNEVILLE MORTGAGE CO	0.0%	0.0%	0.0%	0.0%	0.0%	0.0%	0.0%	0.0%	0.0%	0.0%	0.0%	0.0%	0.0%	0.0%
CALIFORNIA COMMTY REINVTM CORP	0.0%	0.0%	0.0%	0.0%	0.0%	0.0%	0.0%	0.0%	0.0%	0.0%	0.0%	0.0%	0.0%	0.0%
CAMBRIDGE REALTY CAPITAL	0.0%	0.0%	0.0%	0.0%	0.0%	0.0%	0.0%	0.0%	0.0%	4.3%	0.0%	0.0%	0.0%	0.0%
CAPITAL ONE MF FINANCE LLC	0.0%	0.0%	0.0%	0.0%	13.8%	0.0%	0.0%	0.0%	6.3%	4.3%	0.0%	0.0%	6.7%	0.0%
CBRE HMF INC	0.0%	0.0%	0.0%	0.0%	0.0%	2.3%	0.0%	0.0%	0.0%	0.0%	0.0%	0.0%	0.0%	0.0%
CENTENNIAL MORTGAGE	0.0%	0.0%	0.0%	0.0%	0.0%	0.0%	0.0%	0.0%	0.0%	0.0%	0.0%	0.0%	0.0%	0.0%
CENTRLINE MTGE CAPITAL	0.0%	0.0%	0.0%	0.0%	0.0%	0.0%	0.0%	0.0%	15.6%	4.3%	0.0%	0.0%	0.0%	0.0%
CENTURY HEALTH CAPITAL	0.0%	0.0%	0.0%	0.0%	0.0%	0.0%	0.0%	0.0%	6.3%	0.0%	0.0%	0.0%	0.0%	0.0%
CHAMBERS BANK	0.0%	0.0%	0.0%	0.0%	0.0%	0.0%	0.0%	0.0%	0.0%	0.0%	0.0%	0.0%	0.0%	0.0%
COLUMBIA NATL REAL ESTATE	0.0%	0.0%	0.0%	0.0%	13.8%	0.0%	0.0%	0.0%	0.0%	0.0%	0.0%	0.0%	0.0%	0.0%
COOPERATIVE HSG RESOURCES	0.0%	0.0%	0.0%	0.0%	0.0%	0.0%	0.0%	0.0%	0.0%	0.0%	0.0%	0.0%	0.0%	0.0%
CRAIN MORTGAGE GROUP, LLC	0.0%	0.0%	0.0%	0.0%	0.0%	0.0%	0.0%	0.0%	0.0%	0.0%	0.0%	0.0%	0.0%	0.0%
DAVIS-PENN MTGE	0.0%	0.0%	0.0%	0.0%	0.0%	0.0%	0.0%	0.0%	9.4%	4.3%	0.0%	0.0%	0.0%	0.0%
DEVELOPERS MTGE CORP	0.0%	0.0%	0.0%	0.0%	0.0%	0.0%	0.0%	0.0%	0.0%	0.0%	0.0%	0.0%	0.0%	0.0%
DOUGHERTY MORTGAGE LLC	0.0%	0.0%	0.0%	0.0%	0.0%	0.0%	0.0%	0.0%	0.0%	0.0%	0.0%	0.0%	0.0%	0.0%
DRAPER & KRAMER COMCL MTGE	0.0%	0.0%	0.0%	0.0%	0.0%	0.0%	0.0%	0.0%	0.0%	0.0%	0.0%	0.0%	0.0%	0.0%
EASTERN MORTGAGE CAPITAL LLC	0.0%	0.0%	0.0%	0.0%	0.0%	0.0%	0.0%	0.0%	0.0%	0.0%	0.0%	0.0%	0.0%	0.0%
FIRST HSG DEVMT CORP OF FL	0.0%	0.0%	0.0%	0.0%	0.0%	0.0%	0.0%	0.0%	0.0%	0.0%	0.0%	0.0%	0.0%	0.0%
FORBIX FINANCIAL LLC	0.0%	0.0%	0.0%	0.0%	0.0%	0.0%	0.0%	0.0%	0.0%	0.0%	0.0%	0.0%	0.0%	0.0%
FOREST CITY CAPITAL CORP	0.0%	50.0%	0.0%	0.0%	0.0%	0.0%	0.0%	0.0%	0.0%	0.0%	0.0%	0.0%	0.0%	0.0%
GERSHMAN INVESTMENT	0.0%	0.0%	0.0%	0.0%	0.0%	0.0%	0.0%	0.0%	0.0%	0.0%	0.0%	0.0%	0.0%	0.0%
GRANDBRIDGE REAL ESTATE CAP	0.0%	0.0%	0.0%	0.0%	6.9%	0.0%	0.0%	0.0%	0.0%	0.0%	0.0%	0.0%	0.0%	0.0%
GREAT LAKES FINANCIAL GRP	0.0%	0.0%	0.0%	0.0%	0.0%	0.0%	0.0%	0.0%	0.0%	0.0%	0.0%	0.0%	0.0%	0.0%
GREYSTONE FUNDING CORP (GREYSTONE SERVICING)	0.0%	0.0%	0.0%	0.0%	0.0%	4.7%	33.3%	15.4%	12.5%	0.0%	0.0%	0.0%	6.7%	0.0%
HFC FUNDING CORP	0.0%	0.0%	0.0%	0.0%	0.0%	0.0%	0.0%	0.0%	0.0%	0.0%	0.0%	0.0%	0.0%	0.0%
HIGHLAND COMMERCIAL MTGE	0.0%	0.0%	0.0%	0.0%	0.0%	0.0%	0.0%	0.0%	0.0%	0.0%	0.0%	0.0%	3.3%	0.0%
HOUSING & HEALTHCARE FINC	0.0%	0.0%	0.0%	0.0%	0.0%	0.0%	0.0%	7.7%	0.0%	0.0%	0.0%	0.0%	0.0%	0.0%
JOHNSON CAPITAL HUNTOON HASTINGS	0.0%	0.0%	0.0%	0.0%	0.0%	0.0%	0.0%	0.0%	3.1%	0.0%	0.0%	0.0%	0.0%	0.0%
KEYBANK NA (KEYCORP REAL ESTATE CAP MKT)	0.0%	0.0%	0.0%	0.0%	0.0%	0.0%	0.0%	0.0%	3.1%	0.0%	0.0%	0.0%	0.0%	0.0%
LANCASTER POLLARD MTGE CO	0.0%	0.0%	0.0%	0.0%	0.0%	0.0%	0.0%	7.7%	0.0%	8.7%	0.0%	0.0%	3.3%	66.7%
LAY COMMERCIAL MTGE LLC	0.0%	0.0%	0.0%	0.0%	0.0%	0.0%	0.0%	0.0%	0.0%	0.0%	0.0%	0.0%	0.0%	0.0%
LOVE FUNDING CORP	0.0%	0.0%	0.0%	0.0%	3.4%	2.3%	0.0%	15.4%	0.0%	0.0%	0.0%	0.0%	0.0%	0.0%
M & T REALTY CORP	0.0%	0.0%	0.0%	0.0%	3.4%	2.3%	0.0%	0.0%	0.0%	0.0%	0.0%	0.0%	0.0%	0.0%
MASON JOSEPH COMPANY INC	0.0%	0.0%	0.0%	0.0%	0.0%	0.0%	0.0%	0.0%	0.0%	0.0%	0.0%	0.0%	0.0%	0.0%
METROPOLITAN FUNDING CORP	0.0%	0.0%	0.0%	0.0%	0.0%	0.0%	0.0%	0.0%	0.0%	0.0%	0.0%	0.0%	0.0%	0.0%
NORTHPOINT CAPITAL LLC	0.0%	0.0%	0.0%	0.0%	0.0%	0.0%	0.0%	0.0%	0.0%	0.0%	0.0%	0.0%	0.0%	0.0%
OAK GROVE COMMERCIAL MTG	0.0%	0.0%	0.0%	0.0%	3.4%	2.3%	0.0%	7.7%	0.0%	4.3%	0.0%	0.0%	13.3%	0.0%
OPPENHEIMER MF HSG & HCARE	0.0%	0.0%	0.0%	0.0%	3.4%	0.0%	0.0%	15.6%	0.0%	0.0%	0.0%	0.0%	6.7%	0.0%
P/R MTGE & INVEST CORP	0.0%	0.0%	0.0%	0.0%	0.0%	0.0%	0.0%	0.0%	0.0%	0.0%	0.0%	0.0%	0.0%	0.0%
PARAGON MORTGAGE	0.0%	0.0%	0.0%	0.0%	0.0%	0.0%	0.0%	0.0%	0.0%	0.0%	0.0%	0.0%	0.0%	0.0%
PENNSYLVANIA HFA	0.0%	0.0%	0.0%	0.0%	0.0%	0.0%	0.0%	0.0%	0.0%	8.7%	0.0%	0.0%	0.0%	0.0%
PHARES CO	0.0%	0.0%	0.0%	0.0%	0.0%	0.0%	0.0%	0.0%	0.0%	0.0%	0.0%	0.0%	0.0%	0.0%
PILLAR CAPITAL FINANCE LLC	0.0%	0.0%	0.0%	0.0%	0.0%	0.0%	0.0%	0.0%	0.0%	0.0%	0.0%	0.0%	3.3%	0.0%
PNC BANK NA	0.0%	0.0%	0.0%	0.0%	0.0%	0.0%	0.0%	15.4%	3.1%	8.7%	0.0%	0.0%	0.0%	15.4%
PRAIRIE MORTGAGE CO	0.0%	0.0%	0.0%	0.0%	0.0%	0.0%	0.0%	0.0%	0.0%	0.0%	0.0%	0.0%	0.0%	0.0%
PRUDENTIAL HUNTOON PAIGE	0.0%	0.0%	0.0%	0.0%	3.4%	2.3%	0.0%	7.7%	0.0%	0.0%	0.0%	0.0%	0.0%	0.0%
<b>RED MORTGAGE CAPITAL</b>	<b>0.0%</b>	<b>0.0%</b>	<b>33.3%</b>	<b>0.0%</b>	<b>6.9%</b>	<b>0.0%</b>	<b>0.0%</b>	<b>7.7%</b>	<b>3.1%</b>	<b>21.7%</b>	<b>50.0%</b>	<b>0.0%</b>	<b>6.7%</b>	<b>33.3%</b>
RED STONE AGENCY LENDING	0.0%	0.0%	0.0%	0.0%	0.0%	0.0%	0.0%	0.0%	0.0%	0.0%	0.0%	0.0%	0.0%	0.0%
REGIONS BANK	0.0%	0.0%	0.0%	0.0%	0.0%	0.0%	0.0%	0.0%	0.0%	0.0%	0.0%	0.0%	0.0%	0.0%
RICHMAC FUNDING LLC	0.0%	0.0%	0.0%	0.0%	0.0%	0.0%	0.0%	0.0%	0.0%	0.0%	0.0%	0.0%	3.3%	0.0%
ROCKHALL FUNDING CORP	0.0%	0.0%	0.0%	0.0%	0.0%	0.0%	0.0%	0.0%	0.0%	0.0%	0.0%	0.0%	0.0%	0.0%
ROCKPORT MORTGAGE	37.5%	0.0%	0.0%	100.0%	0.0%	51.2%	0.0%	0.0%	9.4%	0.0%	0.0%	0.0%	0.0%	0.0%
SIMS MORTGAGE FUNDING	0.0%	0.0%	0.0%	0.0%	0.0%	0.0%	0.0%	0.0%	0.0%	8.7%	0.0%	0.0%	0.0%	0.0%
STIFEL BANK AND TRUST	0.0%	0.0%	0.0%	0.0%	0.0%	0.0%	0.0%	0.0%	0.0%	0.0%	0.0%	0.0%	0.0%	0.0%
TAVERNIER CAPITAL FUNDING	0.0%	0.0%	0.0%	0.0%	0.0%	0.0%	0.0%	0.0%	0.0%	0.0%	0.0%	0.0%	0.0%	0.0%
WALKER AND DUNLOP LLC (CW CAPITAL)	25.0%	0.0%	0.0%	0.0%	0.0%	30.2%	0.0%	0.0%	3.1%	4.3%	0.0%	0.0%	3.3%	0.0%
WELLS FARGO BANK NA	0.0%	0.0%	33.3%	0.0%	10.3%	0.0%	0.0%	0.0%	3.1%	4.3%	0.0%	0.0%	6.7%	0.0%
WYATT FUNDING CORP	0.0%	0.0%	0.0%	0.0%	0.0%	0.0%	0.0%	7.7%	3.1%	0.0%	0.0%	0.0%	0.0%	0.0%
ZIEGLER FINANCING CORP	0.0%	0.0%	0.0%	0.0%	0.0%	0.0%	0.0%	0.0%	0.0%	0.0%	0.0%	0.0%	0.0%	0.0%

SHARE OF STATE MAP BUSINESS BY LENDER

REGION: ATLANTA										
LENDER	Alabama	Florida	Georgia	Kentucky	Mississippi	North Carolina	Puerto Rico	South Carolina	Tennessee	Virgin Islands
ACRE CAPITAL LLC	0.0%	0.0%	0.0%	0.0%	0.0%	0.0%	0.0%	0.0%	0.0%	0.0%
AGM FINANCIAL SERVICES	0.0%	5.5%	0.0%	0.0%	0.0%	7.1%	0.0%	8.3%	0.0%	0.0%
AMERISPHERE MTG FINANCE LLC	0.0%	0.0%	5.4%	0.0%	0.0%	3.6%	0.0%	0.0%	0.0%	0.0%
ARBOR COMMERCIAL MTGE	0.0%	0.0%	0.0%	0.0%	0.0%	3.6%	0.0%	8.3%	0.0%	0.0%
ARMSTRONG MORTGAGE	0.0%	1.8%	0.0%	0.0%	0.0%	0.0%	0.0%	0.0%	0.0%	0.0%
BANK OF MONTANA	0.0%	0.0%	0.0%	0.0%	0.0%	0.0%	0.0%	0.0%	0.0%	0.0%
BEDFORD LENDING CORP	0.0%	0.0%	0.0%	0.0%	0.0%	0.0%	0.0%	0.0%	0.0%	0.0%
BELLWETHER REAL EST CAPITAL	0.0%	0.0%	5.4%	0.0%	0.0%	0.0%	0.0%	0.0%	0.0%	0.0%
BERKADIA COMMERCIAL MTG	0.0%	9.1%	15.5%	0.0%	18.2%	21.4%	0.0%	33.3%	11.8%	0.0%
BERKELEY POINT CAPITAL LLC	0.0%	1.8%	0.0%	0.0%	0.0%	0.0%	0.0%	0.0%	5.9%	0.0%
BONNEVILLE MORTGAGE CO	0.0%	0.0%	0.0%	0.0%	0.0%	0.0%	0.0%	0.0%	0.0%	0.0%
CALIFORNIA COMMTY REINVTM CORP	0.0%	0.0%	0.0%	0.0%	0.0%	0.0%	0.0%	0.0%	0.0%	0.0%
CAMBRIDGE REALTY CAPITAL	0.0%	0.0%	0.0%	0.0%	0.0%	0.0%	0.0%	0.0%	0.0%	0.0%
CAPITAL ONE MF FINANCE LLC	0.0%	0.0%	5.4%	0.0%	0.0%	0.0%	0.0%	8.3%	0.0%	0.0%
CBRE HMF INC	0.0%	0.0%	0.0%	0.0%	0.0%	7.1%	0.0%	8.3%	2.9%	0.0%
CENTENNIAL MORTGAGE	0.0%	0.0%	0.0%	0.0%	0.0%	3.6%	0.0%	0.0%	0.0%	0.0%
CENTERLINE MTGE CAPITAL	0.0%	1.8%	5.4%	0.0%	0.0%	3.6%	0.0%	0.0%	0.0%	0.0%
CENTURY HEALTH CAPITAL	0.0%	0.0%	0.0%	0.0%	0.0%	0.0%	0.0%	0.0%	0.0%	0.0%
CHAMBERS BANK	0.0%	0.0%	0.0%	0.0%	0.0%	0.0%	0.0%	0.0%	0.0%	0.0%
COLUMBIA NATL REAL ESTATE	0.0%	0.0%	0.0%	0.0%	0.0%	0.0%	0.0%	0.0%	0.0%	0.0%
COOPERATIVE HSG RESOURCES	0.0%	0.0%	0.0%	0.0%	0.0%	0.0%	0.0%	0.0%	0.0%	0.0%
CRAIN MORTGAGE GROUP, LLC	0.0%	0.0%	0.0%	0.0%	0.0%	0.0%	0.0%	0.0%	0.0%	0.0%
DAVIS-PENN MTGE	0.0%	0.0%	0.0%	0.0%	0.0%	0.0%	0.0%	0.0%	0.0%	0.0%
DEVELOPERS MTGE CORP	0.0%	0.0%	0.0%	0.0%	0.0%	0.0%	0.0%	0.0%	0.0%	0.0%
DOUGHERTY MORTGAGE LLC	0.0%	0.0%	2.7%	0.0%	9.1%	0.0%	0.0%	0.0%	0.0%	0.0%
DRAPER & KRAMER COMCL MTGE	0.0%	0.0%	0.0%	0.0%	0.0%	0.0%	0.0%	0.0%	0.0%	0.0%
EASTERN MORTGAGE CAPITAL LLC	0.0%	0.0%	0.0%	0.0%	0.0%	0.0%	0.0%	0.0%	0.0%	0.0%
FIRST HSG DEVMT CORP OF FL	0.0%	25.5%	2.7%	0.0%	0.0%	0.0%	0.0%	0.0%	2.9%	0.0%
FORBIX FINANCIAL LLC	0.0%	0.0%	0.0%	0.0%	0.0%	0.0%	0.0%	0.0%	0.0%	0.0%
FOREST CITY CAPITAL CORP	0.0%	0.0%	0.0%	0.0%	0.0%	0.0%	0.0%	0.0%	0.0%	0.0%
GERSHMAN INVESTMENT	0.0%	0.0%	0.0%	0.0%	0.0%	0.0%	0.0%	0.0%	0.0%	0.0%
GRANDBRIDGE REAL ESTATE CAP	16.7%	3.6%	2.7%	0.0%	0.0%	0.0%	0.0%	8.3%	0.0%	0.0%
GREAT LAKES FINANCIAL GRP	0.0%	0.0%	0.0%	0.0%	0.0%	0.0%	0.0%	0.0%	0.0%	0.0%
GREYSTONE FUNDING CORP (GREYSTONE SERVICING)	0.0%	18.2%	5.4%	0.0%	0.0%	3.6%	0.0%	0.0%	14.7%	0.0%
HFC FUNDING CORP	16.7%	1.8%	0.0%	0.0%	9.1%	0.0%	0.0%	0.0%	0.0%	0.0%
HIGHLAND COMMERCIAL MTGE	22.2%	3.6%	2.7%	0.0%	18.2%	0.0%	0.0%	0.0%	5.9%	0.0%
HOUSING & HEALTHCARE FINC	0.0%	0.0%	0.0%	0.0%	0.0%	0.0%	0.0%	0.0%	0.0%	0.0%
JOHNSON CAPITAL HUNTOON HASTINGS	0.0%	0.0%	2.7%	0.0%	0.0%	0.0%	0.0%	0.0%	0.0%	0.0%
KEYBANK NA (KEYCORP REAL ESTATE CAP MKT)	5.6%	0.0%	0.0%	0.0%	0.0%	3.6%	0.0%	0.0%	0.0%	0.0%
LANCASTER POLLARD MTGE CO	0.0%	1.8%	2.7%	10.0%	9.1%	0.0%	0.0%	0.0%	0.0%	0.0%
LAY COMMERCIAL MTGE LLC	0.0%	0.0%	0.0%	0.0%	0.0%	0.0%	0.0%	0.0%	0.0%	0.0%
LOVE FUNDING CORP	5.6%	0.0%	0.0%	20.0%	0.0%	0.0%	0.0%	8.3%	14.7%	0.0%
M & T REALTY CORP	0.0%	1.8%	0.0%	0.0%	0.0%	0.0%	0.0%	0.0%	0.0%	0.0%
MASON JOSEPH COMPANY INC	0.0%	0.0%	0.0%	0.0%	0.0%	0.0%	0.0%	0.0%	0.0%	0.0%
METROPOLITAN FUNDING CORP	0.0%	0.0%	0.0%	0.0%	0.0%	0.0%	0.0%	0.0%	0.0%	0.0%
NORTHPOINT CAPITAL LLC	0.0%	0.0%	0.0%	0.0%	0.0%	0.0%	0.0%	0.0%	0.0%	0.0%
OAK GROVE COMMERCIAL MTG	0.0%	5.5%	0.0%	0.0%	0.0%	0.0%	0.0%	0.0%	0.0%	0.0%
OPPENHEIMER MF HSG & HCARE	5.6%	1.8%	0.0%	0.0%	0.0%	17.9%	0.0%	8.3%	0.0%	0.0%
P/R MTGE & INVEST CORP	0.0%	0.0%	2.7%	0.0%	0.0%	0.0%	0.0%	0.0%	0.0%	0.0%
PARAGON MORTGAGE	0.0%	0.0%	0.0%	0.0%	0.0%	0.0%	0.0%	0.0%	0.0%	0.0%
PENNSYLVANIA HFA	0.0%	0.0%	0.0%	0.0%	0.0%	0.0%	0.0%	0.0%	0.0%	0.0%
PHARES CO	0.0%	0.0%	0.0%	10.0%	0.0%	0.0%	0.0%	0.0%	0.0%	0.0%
PILLAR CAPITAL FINANCE LLC	0.0%	0.0%	0.0%	0.0%	0.0%	0.0%	0.0%	0.0%	0.0%	0.0%
PNC BANK NA	0.0%	0.0%	0.0%	0.0%	0.0%	0.0%	0.0%	0.0%	2.9%	0.0%
PRAIRIE MORTGAGE CO	0.0%	0.0%	0.0%	0.0%	0.0%	0.0%	0.0%	0.0%	0.0%	0.0%
PRUDENTIAL HUNTOON PAIGE	0.0%	5.5%	13.5%	0.0%	0.0%	0.0%	0.0%	0.0%	0.0%	0.0%
<b>RED MORTGAGE CAPITAL</b>	<b>5.6%</b>	<b>0.0%</b>	<b>5.4%</b>	<b>30.0%</b>	<b>0.0%</b>	<b>7.1%</b>	<b>0.0%</b>	<b>0.0%</b>	<b>0.0%</b>	<b>100.0%</b>
RED STONE AGENCY LENDING	0.0%	0.0%	0.0%	0.0%	0.0%	0.0%	0.0%	0.0%	0.0%	0.0%
REGIONS BANK	0.0%	1.8%	0.0%	0.0%	0.0%	0.0%	0.0%	0.0%	5.9%	0.0%
RICHMAC FUNDING LLC	0.0%	0.0%	0.0%	0.0%	0.0%	0.0%	0.0%	0.0%	0.0%	0.0%
ROCKHALL FUNDING CORP	0.0%	1.8%	0.0%	0.0%	0.0%	0.0%	0.0%	0.0%	0.0%	0.0%
ROCKPORT MORTGAGE	0.0%	0.0%	0.0%	0.0%	0.0%	0.0%	0.0%	0.0%	0.0%	0.0%
SIMS MORTGAGE FUNDING	0.0%	0.0%	0.0%	0.0%	0.0%	0.0%	0.0%	0.0%	0.0%	0.0%
STIFEL BANK AND TRUST	0.0%	0.0%	2.7%	0.0%	0.0%	0.0%	0.0%	0.0%	0.0%	0.0%
TAVERNIER CAPITAL FUNDING	0.0%	0.0%	0.0%	0.0%	0.0%	0.0%	0.0%	0.0%	0.0%	0.0%
WALKER AND DUNLOP LLC (CW CAPITAL)	11.1%	3.6%	13.5%	30.0%	9.1%	3.6%	0.0%	0.0%	26.5%	0.0%
WELLS FARGO BANK NA	11.1%	0.0%	5.4%	0.0%	27.3%	14.3%	0.0%	8.3%	5.9%	0.0%
WYATT FUNDING CORP	0.0%	0.0%	0.0%	0.0%	0.0%	0.0%	0.0%	0.0%	0.0%	0.0%
ZIEGLER FINANCING CORP	0.0%	3.6%	0.0%	0.0%	0.0%	0.0%	0.0%	0.0%	0.0%	0.0%

SHARE OF STATE MAP BUSINESS BY LENDER

REGION: CHIGAGO							
LENDER	Illinois	Indiana	Michigan	Minnesota	Ohio	Wisconsin	
ACRE CAPITAL LLC	0.0%	0.0%	0.0%	0.0%	0.0%	0.0%	0.0%
AGM FINANCIAL SERVICES	0.0%	0.0%	1.5%	0.0%	0.0%	0.0%	0.0%
AMERISPHERE MTG FINANCE LLC	5.1%	0.0%	0.0%	6.7%	0.0%	0.0%	0.0%
ARBOR COMMERCIAL MTGE	7.7%	0.0%	6.1%	0.0%	0.0%	0.0%	0.0%
ARMSTRONG MORTGAGE	0.0%	0.0%	0.0%	0.0%	0.0%	0.0%	0.0%
BANK OF MONTANA	0.0%	0.0%	0.0%	0.0%	0.0%	0.0%	0.0%
BEDFORD LENDING CORP	0.0%	0.0%	0.0%	0.0%	0.0%	0.0%	0.0%
BELLWETHER REAL EST CAPITAL	0.0%	3.3%	0.0%	0.0%	10.2%	0.0%	0.0%
BERKADIA COMMERCIAL MTG	17.9%	3.3%	27.3%	0.0%	2.0%	13.6%	0.0%
BERKELEY POINT CAPITAL LLC	0.0%	0.0%	1.5%	0.0%	0.0%	0.0%	0.0%
BONNEVILLE MORTGAGE CO	0.0%	0.0%	0.0%	0.0%	0.0%	0.0%	0.0%
CALIFORNIA COMMTY REINVTM CORP	0.0%	0.0%	0.0%	0.0%	0.0%	0.0%	0.0%
CAMBRIDGE REALTY CAPITAL	2.6%	0.0%	0.0%	0.0%	0.0%	0.0%	0.0%
CAPITAL ONE MF FINANCE LLC	0.0%	0.0%	0.0%	0.0%	0.0%	0.0%	0.0%
CBRE HMF INC	0.0%	1.6%	0.0%	0.0%	0.0%	0.0%	0.0%
CENTENNIAL MORTGAGE	2.6%	1.6%	0.0%	0.0%	0.0%	0.0%	0.0%
CENTERLINE MTGE CAPITAL	0.0%	0.0%	0.0%	0.0%	0.0%	2.3%	0.0%
CENTURY HEALTH CAPITAL	0.0%	0.0%	0.0%	0.0%	0.0%	0.0%	0.0%
CHAMBERS BANK	0.0%	0.0%	0.0%	0.0%	0.0%	0.0%	0.0%
COLUMBIA NATL REAL ESTATE	0.0%	0.0%	0.0%	0.0%	0.0%	0.0%	0.0%
COOPERATIVE HSG RESOURCES	0.0%	0.0%	0.0%	2.2%	0.0%	2.3%	0.0%
CRAIN MORTGAGE GROUP, LLC	0.0%	0.0%	0.0%	0.0%	0.0%	0.0%	0.0%
DAVIS-PENN MTGE	0.0%	0.0%	0.0%	2.2%	2.0%	0.0%	0.0%
DEVELOPERS MTGE CORP	5.1%	1.6%	0.0%	0.0%	0.0%	0.0%	0.0%
DOUGHERTY MORTGAGE LLC	0.0%	1.6%	0.0%	26.7%	0.0%	0.0%	0.0%
DRAPER & KRAMER COMCL MTGE	15.4%	1.6%	0.0%	0.0%	0.0%	40.9%	0.0%
EASTERN MORTGAGE CAPITAL LLC	0.0%	0.0%	1.5%	0.0%	0.0%	0.0%	0.0%
FIRST HSG DEVMT CORP OF FL	0.0%	0.0%	0.0%	0.0%	0.0%	0.0%	0.0%
FORBIX FINANCIAL LLC	0.0%	0.0%	0.0%	0.0%	0.0%	0.0%	0.0%
FOREST CITY CAPITAL CORP	0.0%	0.0%	0.0%	0.0%	4.1%	0.0%	0.0%
GERSHMAN INVESTMENT	2.6%	0.0%	1.5%	2.2%	0.0%	2.3%	0.0%
GRANDBRIDGE REAL ESTATE CAP	0.0%	0.0%	0.0%	0.0%	0.0%	0.0%	0.0%
GREAT LAKES FINANCIAL GRP	0.0%	0.0%	1.5%	0.0%	10.2%	0.0%	0.0%
GREYSTONE FUNDING CORP (GREYSTONE SERVICING)	0.0%	3.3%	4.5%	0.0%	2.0%	2.3%	0.0%
HFC FUNDING CORP	0.0%	0.0%	0.0%	0.0%	0.0%	0.0%	0.0%
HIGHLAND COMMERCIAL MTGE	0.0%	0.0%	0.0%	0.0%	0.0%	0.0%	0.0%
HOUSING & HEALTHCARE FINC	0.0%	0.0%	0.0%	0.0%	0.0%	0.0%	0.0%
JOHNSON CAPITAL HUNTOON HASTINGS	0.0%	0.0%	0.0%	0.0%	0.0%	0.0%	0.0%
KEYBANK NA (KEYCORP REAL ESTATE CAP MKT)	0.0%	1.6%	4.5%	0.0%	10.2%	0.0%	0.0%
LANCASTER POLLARD MTGE CO	0.0%	4.9%	1.5%	2.2%	12.2%	0.0%	0.0%
LAY COMMERCIAL MTGE LLC	0.0%	0.0%	0.0%	0.0%	0.0%	0.0%	0.0%
LOVE FUNDING CORP	17.9%	13.1%	10.6%	0.0%	2.0%	0.0%	0.0%
M & T REALTY CORP	0.0%	0.0%	0.0%	0.0%	0.0%	0.0%	0.0%
MASON JOSEPH COMPANY INC	0.0%	0.0%	0.0%	0.0%	0.0%	0.0%	0.0%
METROPOLITAN FUNDING CORP	0.0%	0.0%	1.5%	0.0%	0.0%	0.0%	0.0%
NORTHPOINT CAPITAL LLC	2.6%	0.0%	1.5%	0.0%	2.0%	2.3%	0.0%
OAK GROVE COMMERCIAL MTG	0.0%	0.0%	0.0%	48.9%	0.0%	0.0%	0.0%
OPPENHEIMER MF HSG & HCARE	0.0%	0.0%	0.0%	6.7%	0.0%	13.6%	0.0%
P/R MTGE & INVEST CORP	2.6%	55.7%	0.0%	0.0%	10.2%	0.0%	0.0%
PARAGON MORTGAGE	0.0%	0.0%	0.0%	0.0%	0.0%	0.0%	0.0%
PENNSYLVANIA HFA	0.0%	0.0%	0.0%	0.0%	0.0%	0.0%	0.0%
PHARES CO	0.0%	0.0%	0.0%	0.0%	0.0%	0.0%	0.0%
PILLAR CAPITAL FINANCE LLC	0.0%	0.0%	25.8%	0.0%	0.0%	0.0%	0.0%
PNC BANK NA	5.1%	0.0%	1.5%	0.0%	0.0%	0.0%	0.0%
PRAIRIE MORTGAGE CO	2.6%	0.0%	0.0%	0.0%	0.0%	0.0%	0.0%
PRUDENTIAL HUNTOON PAIGE	2.6%	0.0%	0.0%	0.0%	0.0%	0.0%	0.0%
<b>RED MORTGAGE CAPITAL</b>	<b>0.0%</b>	<b>0.0%</b>	<b>0.0%</b>	<b>0.0%</b>	<b>28.6%</b>	<b>2.3%</b>	<b>0.0%</b>
RED STONE AGENCY LENDING	0.0%	0.0%	0.0%	0.0%	0.0%	0.0%	0.0%
REGIONS BANK	0.0%	0.0%	0.0%	0.0%	0.0%	0.0%	0.0%
RICHMAC FUNDING LLC	0.0%	0.0%	0.0%	0.0%	0.0%	0.0%	0.0%
ROCKHALL FUNDING CORP	0.0%	0.0%	0.0%	0.0%	0.0%	0.0%	0.0%
ROCKPORT MORTGAGE	0.0%	0.0%	1.5%	0.0%	0.0%	0.0%	0.0%
SIMS MORTGAGE FUNDING	0.0%	0.0%	1.5%	0.0%	0.0%	0.0%	0.0%
STIFEL BANK AND TRUST	0.0%	0.0%	0.0%	0.0%	0.0%	0.0%	0.0%
TAVERNIER CAPITAL FUNDING	0.0%	1.6%	3.0%	0.0%	0.0%	0.0%	0.0%
WALKER AND DUNLOP LLC (CW CAPITAL)	5.1%	4.9%	1.5%	0.0%	2.0%	18.2%	0.0%
WELLS FARGO BANK NA	2.6%	0.0%	0.0%	2.2%	2.0%	0.0%	0.0%
WYATT FUNDING CORP	0.0%	0.0%	0.0%	0.0%	0.0%	0.0%	0.0%
ZIEGLER FINANCING CORP	0.0%	0.0%	0.0%	0.0%	0.0%	0.0%	0.0%

SHARE OF STATE MAP BUSINESS BY LENDER

REGION: FORT WORTH									
LENDER	Arkansas	Iowa	Kansas	Louisiana	Missouri	Nebraska	New Mexico	Oklahoma	Texas
ACRE CAPITAL LLC	0.0%	0.0%	0.0%	0.0%	0.0%	0.0%	0.0%	0.0%	0.0%
AGM FINANCIAL SERVICES	0.0%	0.0%	0.0%	0.0%	5.6%	0.0%	0.0%	0.0%	0.0%
AMERISPHERE MTG FINANCE LLC	0.0%	0.0%	0.0%	0.0%	5.6%	0.0%	0.0%	0.0%	4.6%
ARBOR COMMERCIAL MTGE	0.0%	0.0%	0.0%	0.0%	0.0%	0.0%	0.0%	0.0%	0.0%
ARMSTRONG MORTGAGE	0.0%	0.0%	0.0%	0.0%	0.0%	0.0%	0.0%	0.0%	2.3%
BANK OF MONTANA	0.0%	0.0%	0.0%	0.0%	0.0%	0.0%	0.0%	0.0%	0.0%
BEDFORD LENDING CORP	0.0%	0.0%	0.0%	0.0%	0.0%	0.0%	0.0%	0.0%	0.0%
BELLWETHER REAL EST CAPITAL	0.0%	0.0%	0.0%	12.0%	0.0%	0.0%	0.0%	0.0%	0.0%
BERKADIA COMMERCIAL MTG	18.8%	0.0%	14.3%	4.0%	5.6%	0.0%	0.0%	25.0%	5.7%
BERKELEY POINT CAPITAL LLC	0.0%	0.0%	0.0%	0.0%	0.0%	0.0%	0.0%	0.0%	1.1%
BONNEVILLE MORTGAGE CO	0.0%	0.0%	0.0%	0.0%	0.0%	0.0%	0.0%	0.0%	1.1%
CALIFORNIA COMMTY REINVTM CORP	0.0%	0.0%	0.0%	0.0%	0.0%	0.0%	0.0%	0.0%	0.0%
CAMBRIDGE REALTY CAPITAL	0.0%	0.0%	0.0%	0.0%	0.0%	0.0%	0.0%	0.0%	0.0%
CAPITAL ONE MF FINANCE LLC	0.0%	0.0%	0.0%	0.0%	0.0%	0.0%	0.0%	0.0%	0.0%
CBRE HMF INC	0.0%	0.0%	0.0%	0.0%	0.0%	0.0%	0.0%	0.0%	1.1%
CENTENNIAL MORTGAGE	0.0%	10.5%	0.0%	0.0%	0.0%	0.0%	0.0%	0.0%	5.7%
CENTERLINE MTGE CAPITAL	0.0%	0.0%	0.0%	4.0%	0.0%	0.0%	0.0%	0.0%	0.0%
CENTURY HEALTH CAPITAL	0.0%	0.0%	0.0%	0.0%	0.0%	0.0%	0.0%	0.0%	0.0%
CHAMBERS BANK	6.3%	0.0%	0.0%	0.0%	0.0%	0.0%	0.0%	0.0%	1.1%
COLUMBIA NATL REAL ESTATE	0.0%	0.0%	0.0%	0.0%	0.0%	0.0%	0.0%	0.0%	0.0%
COOPERATIVE HSG RESOURCES	0.0%	0.0%	0.0%	0.0%	0.0%	0.0%	0.0%	0.0%	0.0%
CRAIN MORTGAGE GROUP, LLC	0.0%	0.0%	14.3%	0.0%	0.0%	0.0%	0.0%	12.5%	1.1%
DAVIS-PENN MTGE	0.0%	0.0%	0.0%	0.0%	0.0%	0.0%	0.0%	0.0%	10.3%
DEVELOPERS MTGE CORP	0.0%	0.0%	0.0%	0.0%	0.0%	0.0%	0.0%	0.0%	0.0%
DOUGHERTY MORTGAGE LLC	0.0%	5.3%	0.0%	4.0%	5.6%	0.0%	50.0%	0.0%	10.3%
DRAPER & KRAMER COMCL MTGE	0.0%	0.0%	0.0%	0.0%	0.0%	0.0%	0.0%	0.0%	0.0%
EASTERN MORTGAGE CAPITAL LLC	0.0%	0.0%	0.0%	0.0%	0.0%	0.0%	0.0%	0.0%	0.0%
FIRST HSG DEVMT CORP OF FL	0.0%	0.0%	0.0%	0.0%	0.0%	0.0%	0.0%	0.0%	0.0%
FORBIX FINANCIAL LLC	0.0%	0.0%	0.0%	0.0%	0.0%	0.0%	0.0%	0.0%	0.0%
FOREST CITY CAPITAL CORP	0.0%	0.0%	0.0%	0.0%	0.0%	0.0%	0.0%	0.0%	0.0%
GERSHMAN INVESTMENT	0.0%	10.5%	14.3%	0.0%	33.3%	14.3%	0.0%	0.0%	0.0%
GRANDBRIDGE REAL ESTATE CAP	0.0%	0.0%	14.3%	0.0%	0.0%	0.0%	0.0%	0.0%	0.0%
GREAT LAKES FINANCIAL GRP	0.0%	0.0%	0.0%	0.0%	0.0%	0.0%	0.0%	0.0%	1.1%
GREYSTONE FUNDING CORP (GREYSTONE SERVICING)	6.3%	5.3%	0.0%	8.0%	5.6%	0.0%	0.0%	0.0%	11.5%
HFC FUNDING CORP	0.0%	0.0%	0.0%	0.0%	0.0%	0.0%	0.0%	0.0%	0.0%
HIGHLAND COMMERCIAL MTGE	6.3%	0.0%	0.0%	16.0%	0.0%	0.0%	0.0%	0.0%	0.0%
HOUSING & HEALTHCARE FINC	0.0%	0.0%	0.0%	0.0%	0.0%	0.0%	0.0%	0.0%	0.0%
JOHNSON CAPITAL HUNTOON HASTINGS	0.0%	0.0%	0.0%	0.0%	0.0%	0.0%	0.0%	0.0%	0.0%
KEYBANK NA (KEYCORP REAL ESTATE CAP MKT)	0.0%	0.0%	0.0%	0.0%	0.0%	0.0%	0.0%	0.0%	1.1%
LANCASTER POLLARD MTGE CO	0.0%	15.8%	14.3%	16.0%	16.7%	14.3%	0.0%	0.0%	3.4%
LAY COMMERCIAL MTGE LLC	18.8%	0.0%	0.0%	0.0%	0.0%	0.0%	0.0%	0.0%	0.0%
LOVE FUNDING CORP	0.0%	5.3%	0.0%	0.0%	0.0%	0.0%	0.0%	12.5%	5.7%
M & T REALTY CORP	0.0%	0.0%	0.0%	0.0%	0.0%	0.0%	0.0%	0.0%	0.0%
MASON JOSEPH COMPANY INC	0.0%	0.0%	0.0%	0.0%	0.0%	0.0%	0.0%	0.0%	10.3%
METROPOLITAN FUNDING CORP	0.0%	0.0%	0.0%	0.0%	0.0%	0.0%	0.0%	0.0%	0.0%
NORTHPOINT CAPITAL LLC	0.0%	0.0%	0.0%	0.0%	0.0%	0.0%	0.0%	0.0%	0.0%
OAK GROVE COMMERCIAL MTG	0.0%	5.3%	0.0%	4.0%	0.0%	0.0%	0.0%	0.0%	0.0%
OPPENHEIMER MF HSG & HCARE	0.0%	0.0%	28.6%	4.0%	0.0%	0.0%	0.0%	25.0%	3.4%
P/R MTGE & INVEST CORP	0.0%	10.5%	0.0%	4.0%	0.0%	0.0%	0.0%	12.5%	2.3%
PARAGON MORTGAGE	0.0%	0.0%	0.0%	0.0%	0.0%	0.0%	0.0%	0.0%	0.0%
PENNSYLVANIA HFA	0.0%	0.0%	0.0%	0.0%	0.0%	0.0%	0.0%	0.0%	0.0%
PHARES CO	0.0%	0.0%	0.0%	0.0%	0.0%	0.0%	0.0%	0.0%	0.0%
PILLAR CAPITAL FINANCE LLC	6.3%	0.0%	0.0%	0.0%	5.6%	0.0%	0.0%	0.0%	2.3%
PNC BANK NA	0.0%	0.0%	0.0%	0.0%	0.0%	14.3%	50.0%	0.0%	1.1%
PRAIRIE MORTGAGE CO	0.0%	0.0%	0.0%	0.0%	0.0%	0.0%	0.0%	0.0%	0.0%
PRUDENTIAL HUNTOON PAIGE	0.0%	0.0%	0.0%	4.0%	0.0%	14.3%	0.0%	0.0%	1.1%
<b>RED MORTGAGE CAPITAL</b>	<b>0.0%</b>	<b>0.0%</b>	<b>0.0%</b>	<b>4.0%</b>	<b>11.1%</b>	<b>0.0%</b>	<b>0.0%</b>	<b>0.0%</b>	<b>0.0%</b>
RED STONE AGENCY LENDING	0.0%	0.0%	0.0%	0.0%	0.0%	14.3%	0.0%	0.0%	0.0%
REGIONS BANK	0.0%	26.3%	0.0%	0.0%	0.0%	0.0%	0.0%	0.0%	1.1%
RICHMAC FUNDING LLC	0.0%	0.0%	0.0%	0.0%	0.0%	0.0%	0.0%	0.0%	0.0%
ROCKHALL FUNDING CORP	0.0%	0.0%	0.0%	0.0%	0.0%	0.0%	0.0%	0.0%	4.6%
ROCKPORT MORTGAGE	0.0%	0.0%	0.0%	0.0%	0.0%	0.0%	0.0%	0.0%	0.0%
SIMS MORTGAGE FUNDING	6.3%	0.0%	0.0%	4.0%	0.0%	0.0%	0.0%	0.0%	0.0%
STIFEL BANK AND TRUST	0.0%	0.0%	0.0%	0.0%	0.0%	0.0%	0.0%	0.0%	0.0%
TAVERNIER CAPITAL FUNDING	0.0%	0.0%	0.0%	0.0%	0.0%	0.0%	0.0%	0.0%	0.0%
WALKER AND DUNLOP LLC (CW CAPITAL)	25.0%	0.0%	0.0%	12.0%	5.6%	28.6%	0.0%	0.0%	5.7%
WELLS FARGO BANK NA	6.3%	5.3%	0.0%	0.0%	0.0%	0.0%	0.0%	12.5%	0.0%
WYATT FUNDING CORP	0.0%	0.0%	0.0%	0.0%	0.0%	0.0%	0.0%	0.0%	0.0%
ZIEGLER FINANCING CORP	0.0%	0.0%	0.0%	0.0%	0.0%	0.0%	0.0%	0.0%	0.0%

SHARE OF STATE MAP BUSINESS BY LENDER

REGION: SAN FRANCISCO														
LENDER	Alaska	Arizona	California	Colorado	Hawaii	Idaho	Montana	Nevada	North Dakota	Oregon	South Dakota	Utah	Washington	Wyoming
ACRE CAPITAL LLC	0.0%	0.0%	4.3%	0.0%	0.0%	0.0%	0.0%	0.0%	0.0%	16.7%	0.0%	0.0%	0.0%	0.0%
AGM FINANCIAL SERVICES	0.0%	0.0%	1.1%	0.0%	0.0%	0.0%	0.0%	0.0%	0.0%	0.0%	0.0%	0.0%	0.0%	0.0%
AMERISPHERE MTG FINANCE LLC	0.0%	0.0%	1.1%	0.0%	0.0%	0.0%	0.0%	0.0%	0.0%	0.0%	0.0%	0.0%	0.0%	0.0%
ARBOR COMMERCIAL MTGE	0.0%	0.0%	1.1%	4.2%	0.0%	0.0%	0.0%	0.0%	0.0%	0.0%	0.0%	7.7%	0.0%	0.0%
ARMSTRONG MORTGAGE	0.0%	0.0%	0.0%	0.0%	0.0%	0.0%	0.0%	0.0%	0.0%	0.0%	0.0%	0.0%	0.0%	0.0%
BANK OF MONTANA	0.0%	0.0%	0.0%	0.0%	0.0%	0.0%	50.0%	0.0%	0.0%	0.0%	0.0%	0.0%	0.0%	0.0%
BEDFORD LENDING CORP	0.0%	0.0%	0.0%	0.0%	0.0%	50.0%	0.0%	0.0%	0.0%	0.0%	0.0%	0.0%	0.0%	0.0%
BELLWETHER REAL EST CAPITAL	0.0%	0.0%	0.0%	4.2%	0.0%	0.0%	0.0%	0.0%	0.0%	0.0%	0.0%	0.0%	6.3%	0.0%
BERKADIA COMMERCIAL MTG	0.0%	0.0%	2.1%	0.0%	0.0%	0.0%	0.0%	0.0%	0.0%	16.7%	0.0%	0.0%	6.3%	0.0%
BERKELEY POINT CAPITAL LLC	0.0%	0.0%	1.1%	0.0%	0.0%	0.0%	0.0%	0.0%	0.0%	0.0%	0.0%	0.0%	0.0%	0.0%
BONNEVILLE MORTGAGE CO	0.0%	0.0%	0.0%	0.0%	0.0%	0.0%	0.0%	0.0%	0.0%	0.0%	0.0%	7.7%	0.0%	0.0%
CALIFORNIA COMMTY REINVTM CORP	0.0%	0.0%	2.1%	0.0%	0.0%	0.0%	0.0%	0.0%	0.0%	0.0%	0.0%	0.0%	0.0%	0.0%
CAMBRIDGE REALTY CAPITAL	0.0%	0.0%	0.0%	0.0%	0.0%	0.0%	0.0%	0.0%	0.0%	0.0%	0.0%	0.0%	0.0%	0.0%
CAPITAL ONE MF FINANCE LLC	0.0%	0.0%	0.0%	4.2%	0.0%	0.0%	0.0%	0.0%	0.0%	0.0%	0.0%	0.0%	0.0%	0.0%
CBRE HMF INC	0.0%	0.0%	8.5%	4.2%	0.0%	0.0%	0.0%	0.0%	0.0%	0.0%	0.0%	7.7%	12.5%	0.0%
CENTENNIAL MORTGAGE	0.0%	0.0%	1.1%	0.0%	0.0%	0.0%	0.0%	0.0%	0.0%	0.0%	0.0%	0.0%	0.0%	0.0%
CENTERLINE MTGE CAPITAL	0.0%	0.0%	2.1%	0.0%	0.0%	0.0%	0.0%	0.0%	0.0%	0.0%	0.0%	0.0%	6.3%	0.0%
CENTURY HEALTH CAPITAL	0.0%	0.0%	0.0%	0.0%	0.0%	0.0%	0.0%	0.0%	0.0%	0.0%	0.0%	0.0%	0.0%	0.0%
CHAMBERS BANK	0.0%	0.0%	0.0%	0.0%	0.0%	0.0%	0.0%	0.0%	0.0%	0.0%	0.0%	0.0%	0.0%	0.0%
COLUMBIA NATL REAL ESTATE	0.0%	0.0%	0.0%	0.0%	0.0%	0.0%	0.0%	0.0%	0.0%	0.0%	0.0%	0.0%	0.0%	0.0%
COOPERATIVE HSG RESOURCES	0.0%	0.0%	0.0%	0.0%	0.0%	0.0%	0.0%	0.0%	0.0%	0.0%	0.0%	0.0%	0.0%	0.0%
CRAIN MORTGAGE GROUP, LLC	0.0%	0.0%	0.0%	0.0%	0.0%	0.0%	0.0%	0.0%	0.0%	0.0%	0.0%	0.0%	0.0%	0.0%
DAVIS-PENN MTGE	0.0%	0.0%	0.0%	0.0%	33.3%	0.0%	0.0%	0.0%	33.3%	0.0%	0.0%	0.0%	6.3%	0.0%
DEVELOPERS MTGE CORP	0.0%	0.0%	0.0%	0.0%	0.0%	0.0%	0.0%	0.0%	0.0%	0.0%	0.0%	0.0%	0.0%	0.0%
DOUGHERTY MORTGAGE LLC	0.0%	0.0%	2.1%	0.0%	0.0%	0.0%	0.0%	0.0%	0.0%	0.0%	0.0%	7.7%	6.3%	0.0%
DRAPER & KRAMER COMCL MTGE	0.0%	0.0%	0.0%	0.0%	0.0%	0.0%	0.0%	0.0%	0.0%	0.0%	0.0%	0.0%	0.0%	0.0%
EASTERN MORTGAGE CAPITAL LLC	0.0%	0.0%	0.0%	0.0%	0.0%	0.0%	0.0%	0.0%	0.0%	0.0%	0.0%	0.0%	0.0%	0.0%
FIRST HSG DEVMT CORP OF FL	0.0%	0.0%	0.0%	0.0%	0.0%	0.0%	0.0%	0.0%	0.0%	0.0%	0.0%	0.0%	0.0%	0.0%
FORBIX FINANCIAL LLC	0.0%	0.0%	1.1%	0.0%	0.0%	0.0%	0.0%	0.0%	0.0%	0.0%	0.0%	0.0%	0.0%	0.0%
FOREST CITY CAPITAL CORP	0.0%	0.0%	0.0%	0.0%	0.0%	0.0%	0.0%	0.0%	0.0%	0.0%	0.0%	0.0%	0.0%	0.0%
GERSHMAN INVESTMENT	0.0%	0.0%	0.0%	4.2%	0.0%	0.0%	0.0%	0.0%	0.0%	0.0%	0.0%	0.0%	0.0%	0.0%
GRANDBRIDGE REAL ESTATE CAP	0.0%	0.0%	0.0%	12.5%	0.0%	0.0%	0.0%	0.0%	0.0%	0.0%	0.0%	0.0%	0.0%	0.0%
GREAT LAKES FINANCIAL GRP	0.0%	0.0%	0.0%	0.0%	0.0%	0.0%	0.0%	0.0%	0.0%	0.0%	0.0%	0.0%	0.0%	0.0%
GREYSTONE FUNDING CORP (GREYSTONE SERVICING)	0.0%	0.0%	11.7%	20.8%	0.0%	0.0%	0.0%	11.1%	0.0%	16.7%	0.0%	0.0%	6.3%	50.0%
HFC FUNDING CORP	0.0%	0.0%	0.0%	0.0%	0.0%	0.0%	0.0%	0.0%	0.0%	0.0%	0.0%	0.0%	0.0%	0.0%
HIGHLAND COMMERCIAL MTGE	0.0%	0.0%	0.0%	0.0%	0.0%	0.0%	0.0%	0.0%	0.0%	0.0%	0.0%	0.0%	0.0%	0.0%
HOUSING & HEALTHCARE FINC	0.0%	0.0%	0.0%	0.0%	0.0%	0.0%	0.0%	0.0%	0.0%	0.0%	0.0%	0.0%	0.0%	0.0%
JOHNSON CAPITAL HUNTOON HASTINGS	0.0%	0.0%	3.2%	0.0%	0.0%	0.0%	0.0%	0.0%	0.0%	0.0%	0.0%	0.0%	0.0%	0.0%
KEYBANK NA (KEYCORP REAL ESTATE CAP MKT)	0.0%	0.0%	0.0%	0.0%	0.0%	0.0%	0.0%	0.0%	0.0%	0.0%	0.0%	7.7%	0.0%	0.0%
LANCASTER POLLARD MTGE CO	0.0%	42.9%	4.3%	0.0%	0.0%	0.0%	0.0%	0.0%	0.0%	0.0%	0.0%	0.0%	0.0%	0.0%
LAY COMMERCIAL MTGE LLC	0.0%	0.0%	0.0%	0.0%	0.0%	0.0%	0.0%	0.0%	0.0%	0.0%	0.0%	0.0%	0.0%	0.0%
LOVE FUNDING CORP	0.0%	0.0%	2.1%	4.2%	0.0%	0.0%	25.0%	0.0%	0.2%	0.0%	0.0%	0.0%	0.0%	0.0%
M & T REALTY CORP	0.0%	0.0%	1.1%	4.2%	0.0%	0.0%	0.0%	0.0%	0.0%	0.0%	0.0%	0.0%	0.0%	0.0%
MASON JOSEPH COMPANY INC	0.0%	0.0%	0.0%	0.0%	0.0%	0.0%	0.0%	0.0%	0.0%	0.0%	0.0%	0.0%	0.0%	0.0%
METROPOLITAN FUNDING CORP	0.0%	0.0%	0.0%	0.0%	0.0%	0.0%	0.0%	0.0%	33.3%	0.0%	0.0%	0.0%	0.0%	0.0%
NORTHPOINT CAPITAL LLC	0.0%	0.0%	0.0%	0.0%	0.0%	0.0%	0.0%	0.0%	0.0%	0.0%	0.0%	0.0%	0.0%	0.0%
OAK GROVE COMMERCIAL MTG	0.0%	0.0%	18.1%	0.0%	0.0%	0.0%	0.0%	0.0%	0.0%	100.0%	0.0%	0.0%	0.0%	0.0%
OPPENHEIMER MF HSG & HCARE	0.0%	0.0%	0.0%	0.0%	0.0%	0.0%	0.0%	0.0%	0.0%	0.0%	0.0%	7.7%	6.3%	0.0%
P/R MTGE & INVEST CORP	0.0%	0.0%	0.0%	8.3%	0.0%	0.0%	0.0%	0.0%	0.0%	0.0%	0.0%	0.0%	0.0%	0.0%
PARAGON MORTGAGE	0.0%	28.6%	0.0%	0.0%	0.0%	0.0%	0.0%	22.2%	0.0%	0.0%	0.0%	7.7%	0.0%	0.0%
PENNSYLVANIA HFA	0.0%	0.0%	0.0%	0.0%	0.0%	0.0%	0.0%	0.0%	0.0%	0.0%	0.0%	0.0%	0.0%	0.0%
PHARES CO	0.0%	0.0%	0.0%	0.0%	0.0%	0.0%	0.0%	0.0%	0.0%	0.0%	0.0%	0.0%	0.0%	0.0%
PILLAR CAPITAL FINANCE LLC	0.0%	0.0%	0.0%	0.0%	0.0%	0.0%	0.0%	11.1%	0.0%	0.0%	0.0%	0.0%	0.0%	0.0%
PNC BANK NA	0.0%	0.0%	7.4%	4.2%	0.0%	0.0%	0.0%	11.1%	0.0%	8.3%	0.0%	0.0%	0.0%	0.0%
PRAIRIE MORTGAGE CO	0.0%	0.0%	0.0%	0.0%	0.0%	0.0%	0.0%	0.0%	0.0%	0.0%	0.0%	0.0%	0.0%	0.0%
PRUDENTIAL HUNTOON PAIGE	0.0%	0.0%	0.0%	0.0%	0.0%	0.0%	0.0%	0.0%	0.0%	0.0%	0.0%	7.7%	12.5%	50.0%
<b>RED MORTGAGE CAPITAL</b>	<b>0.0%</b>	<b>28.6%</b>	<b>16.0%</b>	<b>4.2%</b>	<b>66.7%</b>	<b>0.0%</b>	<b>0.0%</b>	<b>33.3%</b>	<b>0.0%</b>	<b>8.3%</b>	<b>0.0%</b>	<b>0.0%</b>	<b>0.0%</b>	<b>0.0%</b>
RED STONE AGENCY LENDING	0.0%	0.0%	0.0%	4.2%	0.0%	0.0%	0.0%	0.0%	0.0%	0.0%	0.0%	7.7%	0.0%	0.0%
REGIONS BANK	0.0%	0.0%	0.0%	0.0%	0.0%	0.0%	0.0%	0.0%	0.0%	0.0%	0.0%	0.0%	0.0%	0.0%
RICHMAC FUNDING LLC	0.0%	0.0%	1.1%	0.0%	0.0%	0.0%	0.0%	0.0%	0.0%	0.0%	0.0%	0.0%	0.0%	0.0%
ROCKHALL FUNDING CORP	0.0%	0.0%	0.0%	0.0%	0.0%	0.0%	0.0%	0.0%	0.0%	8.3%	0.0%	0.0%	6.3%	0.0%
ROCKPORT MORTGAGE	0.0%	0.0%	0.0%	0.0%	0.0%	0.0%	0.0%	0.0%	0.0%	0.0%	0.0%	0.0%	6.3%	0.0%
SIMS MORTGAGE FUNDING	0.0%	0.0%	0.0%	0.0%	0.0%	0.0%	0.0%	0.0%	0.0%	0.0%	0.0%	0.0%	0.0%	0.0%
STIFEL BANK AND TRUST	0.0%	0.0%	0.0%	0.0%	0.0%	0.0%	0.0%	0.0%	0.0%	0.0%	0.0%	0.0%	0.0%	0.0%
TAVERNIER CAPITAL FUNDING	0.0%	0.0%	0.0%	0.0%	0.0%	0.0%	0.0%	0.0%	0.0%	0.0%	0.0%	23.1%	0.0%	0.0%
WALKER AND DUNLOP LLC (CW CAPITAL)	0.0%	0.0%	4.3%	12.5%	0.0%	50.0%	0.0%	0.0%	0.0%	16.7%	0.0%	7.7%	18.8%	0.0%
WELLS FARGO BANK NA	0.0%	0.0%	3.2%	4.2%	0.0%	0.0%	25.0%	11.1%	33.3%	0.0%	0.0%	0.0%	0.0%	0.0%
WYATT FUNDING CORP	0.0%	0.0%	0.0%	0.0%	0.0%	0.0%	0.0%	0.0%	0.0%	0.0%	0.0%	0.0%	0.0%	0.0%
ZIEGLER FINANCING CORP	0.0%	0.0%	0.0%	0.0%	0.0%	0.0%	0.0%	0.0%	0.0%	0.0%	0.0%	0.0%	0.0%	0.0%

**MAP FIRM COMMITMENTS BY PROGRAM & STATE**

Region	State	a7	232/223f	NC/SR	241a	TOTAL
NEW YORK CITY	Connecticut	1	6	1	0	8
	Delaware	0	1	1	0	2
	District Of Columbia	0	5	1	0	6
	Maine	0	1	1	0	2
	Maryland	6	11	12	0	29
	Massachusetts	1	41	1	0	43
	New Hampshire	1	1	1	0	3
	New Jersey	0	12	1	0	13
	New York	3	28	1	0	32
	Pennsylvania	3	18	2	0	23
	Rhode Island	0	1	1	0	2
	Vermont	0	0	0	0	0
	Virginia	3	21	6	0	30
	West Virginia	0	2	1	0	3
ATLANTA	Alabama	4	9	5	0	18
	Florida	3	47	4	1	55
	Georgia	3	25	9	0	37
	Kentucky	2	5	3	0	10
	Mississippi	0	7	4	0	11
	North Carolina	6	15	7	0	28
	Puerto Rico	0	0	0	0	0
	South Carolina	2	6	4	0	12
	Tennessee	10	19	5	0	34
	Virgin Islands	0	0	1	0	1
	CHICAGO	Illinois	7	25	7	0
Indiana		6	53	2	0	61
Michigan		2	53	11	0	66
Minnesota		5	32	8	0	45
Ohio		14	28	7	0	49
Wisconsin		3	38	2	1	44
FORT WORTH	Arkansas	4	10	2	0	16
	Iowa	1	14	4	0	19
	Kansas	1	6	0	0	7
	Louisiana	5	11	9	0	25
	Missouri	1	11	6	0	18
	Nebraska	0	5	2	0	7
	New Mexico	0	0	2	0	2
	Oklahoma	1	2	5	0	8
	Texas	17	39	31	0	87
SAN FRANCISCO	Alaska	0	0	0	0	0
	Arizona	0	4	3	0	7
	California	15	72	7	0	94
	Colorado	1	17	6	0	24
	Hawaii	0	1	2	0	3
	Idaho	1	0	1	0	2
	Montana	0	2	2	0	4
	Nevada	1	6	2	0	9
	North Dakota	1	2	0	0	3
	Oregon	0	12	0	0	12
	South Dakota	0	1	0	0	1
	Utah	4	5	4	0	13
	Washington	1	14	1	0	16
	Wyoming	1	0	1	0	2
<b>TOTAL</b>		<b>140</b>	<b>744</b>	<b>199</b>	<b>2</b>	<b>1,085</b>



FHA Lender Ranking Summary | FY 2014  
Chapter 5: **LEAN LENDING ACTIVITY**  
*BY STATE & LENDER*

LEAN LOANS (FIRM COMMITMENTS) BY LENDER & PROJECT LOCATION

REGION: NEW YORK CITY															Total
LENDER	Connecticut	Delaware	District Of Columbia	Maine	Maryland	Massachusetts	New Hampshire	New Jersey	New York	Pennsylvania	Rhode Island	Vermont	Virginia	West Virginia	
AMERISPHERE MTG FINANCE LLC	0	0	0	0	0	0	0	0	0	0	0	0	0	0	0
ARBOR COMMERCIAL MTGE	0	0	0	0	0	0	0	0	0	0	0	0	0	0	0
BEDFORD LENDING CORP	0	0	0	0	0	0	1	0	0	0	0	0	0	0	1
BERKADIA COMMERCIAL MTG	0	0	0	0	0	0	0	1	2	0	0	0	0	0	3
BERKELEY POINT CAPITAL LLC	0	0	0	0	0	0	0	0	0	0	0	0	0	0	0
CAIN BROTHERS FUNDING LLC	0	0	0	0	0	0	0	0	1	0	0	0	0	0	1
CAMBRIDGE REALTY CAPITAL	0	0	0	0	0	0	0	0	0	0	0	0	0	0	0
CAPITAL FUNDING LLC	0	0	0	0	5	0	0	0	0	0	0	0	0	2	7
CAPITAL ONE MF FINANCE LLC	1	0	0	0	0	0	2	0	1	0	0	0	0	0	4
CBRE HMF INC	0	0	0	0	0	0	0	0	0	2	0	0	0	0	2
CENTENNIAL MORTGAGE	0	0	0	0	0	0	0	0	0	0	0	0	0	0	0
CENTURY HEALTH CAPITAL	0	0	0	0	0	0	0	0	4	0	0	0	0	0	4
DOUGHERTY MORTGAGE LLC	0	0	0	0	0	0	0	0	0	0	0	0	0	0	0
ENTERPRISE COMMUNITY INVMT	0	0	0	0	0	0	0	0	0	0	0	0	0	0	0
FIRST AMERICAN CAPITAL GRP	0	0	0	0	0	0	0	3	0	0	0	0	0	0	3
GERSHMAN INVESTMENT	0	0	0	0	0	0	0	0	0	0	0	0	0	0	0
GRANDBRIDGE REAL ESTATE CAP	0	0	0	0	0	0	0	0	0	0	0	0	0	0	0
GREYSTONE FUNDING CORP (GREYSTONE SERVICING)	0	0	0	0	0	0	1	0	3	0	0	0	0	0	4
HFC FUNDING CORP	0	0	0	0	0	0	0	0	0	0	0	0	0	0	0
HOUSING & HEALTHCARE FINC	0	1	0	0	1	0	2	7	3	5	0	0	0	0	19
JOHNSON CAPITAL HUNTOON HASTINGS	0	0	0	0	0	0	0	0	0	0	0	0	2	0	2
KEYBANK NA (KEYCORP REAL ESTATE CAP MKT)	0	0	0	0	0	0	0	0	2	0	0	0	0	0	2
LANCASTER POLLARD MTGE CO	0	0	0	0	2	4	1	1	5	2	0	2	12	1	30
LINKS MORTGAGE CORP	0	0	0	0	0	0	0	0	0	0	0	0	0	0	0
LOVE FUNDING CORP	1	0	0	1	2	0	0	0	0	0	0	0	0	0	4
M & T REALTY CORP	0	0	0	0	0	1	0	1	2	0	0	0	0	0	4
OAK GROVE COMMERCIAL MTG	0	0	0	0	0	0	0	0	0	0	0	0	0	0	0
OPPENHEIMER MF HSG & HCARE	0	0	0	0	0	4	0	0	1	0	0	1	0	0	6
PARAGON MORTGAGE	0	0	0	0	0	0	0	0	0	0	0	0	0	0	0
PILLAR CAPITAL FINANCE LLC	0	0	0	0	0	0	0	0	0	0	0	0	0	0	0
PNC BANK NA	0	0	0	0	1	0	0	0	0	0	0	0	0	0	1
PRUDENTIAL HUNTOON PAIGE	0	0	0	0	0	3	0	0	1	0	0	0	0	0	4
<b>RED MORTGAGE CAPITAL</b>	<b>0</b>	<b>0</b>	<b>0</b>	<b>0</b>	<b>0</b>	<b>0</b>	<b>0</b>	<b>0</b>	<b>1</b>	<b>0</b>	<b>0</b>	<b>0</b>	<b>0</b>	<b>0</b>	<b>1</b>
REGIONS BANK	0	0	0	0	0	0	0	0	0	3	0	0	0	0	3
SIMS MORTGAGE FUNDING	0	0	0	0	0	0	0	0	0	0	1	0	0	0	1
STIFEL BANK AND TRUST	0	0	0	0	0	0	0	0	0	0	0	0	0	0	0
TAVERNIER CAPITAL FUNDING	0	0	0	0	0	0	0	0	0	0	0	0	0	0	0
WALKER AND DUNLOP LLC (CW CAPITAL)	0	0	0	0	0	0	0	0	0	0	0	0	0	0	0
WELLS FARGO BANK NA	0	0	0	0	0	0	0	0	0	0	0	0	0	0	0
ZIEGLER FINANCING CORP	0	0	0	0	0	0	0	0	0	0	0	0	0	0	0
<b>TOTAL</b>	<b>2</b>	<b>1</b>	<b>0</b>	<b>1</b>	<b>11</b>	<b>12</b>	<b>7</b>	<b>13</b>	<b>26</b>	<b>12</b>	<b>1</b>	<b>3</b>	<b>14</b>	<b>3</b>	<b>106</b>

LEAN LOANS (FIRM COMMITMENTS) BY LENDER & PROJECT LOCATION

REGION: ATLANTA											
LENDER	Alabama	Florida	Georgia	Kentucky	Mississippi	North Carolina	Puerto Rico	South Carolina	Tennessee	Virgin Islands	Total
AMERISPHERE MTG FINANCE LLC	0	0	0	0	0	0	0	0	0	0	0
ARBOR COMMERCIAL MTGE	0	0	0	0	0	0	0	0	0	0	0
BEDFORD LENDING CORP	0	0	0	0	0	0	0	0	0	0	0
BERKADIA COMMERCIAL MTG	1	4	1	0	0	20	0	0	0	0	26
BERKELEY POINT CAPITAL LLC	0	0	0	0	0	0	0	0	1	0	1
CAIN BROTHERS FUNDING LLC	0	0	0	0	0	0	0	0	0	0	0
CAMBRIDGE REALTY CAPITAL	0	2	0	0	0	0	0	0	0	0	2
CAPITAL FUNDING LLC	0	2	2	0	0	5	0	2	0	0	11
CAPITAL ONE MF FINANCE LLC	0	1	0	0	0	0	0	0	0	0	1
CBRE HMF INC	0	0	0	0	0	0	0	0	0	0	0
CENTENNIAL MORTGAGE	0	0	0	0	0	0	0	0	0	0	0
CENTURY HEALTH CAPITAL	0	0	0	0	0	0	0	0	0	0	0
DOUGHERTY MORTGAGE LLC	0	0	0	0	0	0	0	0	0	0	0
ENTERPRISE COMMUNITY INVMT	0	0	1	0	0	0	0	0	0	0	1
FIRST AMERICAN CAPITAL GRP	0	0	0	0	0	0	0	0	0	0	0
GERSHMAN INVESTMENT	0	0	0	0	0	0	0	0	0	0	0
GRANDBRIDGE REAL ESTATE CAP	0	0	1	0	0	1	0	0	0	0	2
GREYSTONE FUNDING CORP (GREYSTONE SERVICING)	0	0	0	0	0	0	0	0	0	0	0
HFC FUNDING CORP	0	0	0	0	1	0	0	0	0	0	1
HOUSING & HEALTHCARE FINC	1	26	1	0	3	0	0	0	0	0	31
JOHNSON CAPITAL HUNTOON HASTINGS	0	0	0	0	0	0	0	0	0	0	0
KEYBANK NA (KEYCORP REAL ESTATE CAP MKT)	0	6	1	0	0	0	0	0	0	0	7
LANCASTER POLLARD MTGE CO	0	2	2	1	3	3	0	1	1	0	13
LINKS MORTGAGE CORP	0	0	0	0	0	0	0	0	0	0	0
LOVE FUNDING CORP	0	0	0	0	0	1	0	0	0	0	1
M & T REALTY CORP	0	0	0	0	0	0	0	0	0	0	0
OAK GROVE COMMERCIAL MTG	0	0	0	0	0	2	0	0	0	0	2
OPPENHEIMER MF HSG & HCARE	0	0	0	0	0	0	0	1	0	0	1
PARAGON MORTGAGE	0	0	0	0	0	0	0	0	0	0	0
PILLAR CAPITAL FINANCE LLC	0	0	0	0	0	0	0	0	0	0	0
PNC BANK NA	0	0	0	0	0	0	0	0	0	0	0
PRUDENTIAL HUNTOON PAIGE	0	0	0	0	0	2	0	0	3	0	5
<b>RED MORTGAGE CAPITAL</b>	<b>0</b>	<b>2</b>	<b>0</b>	<b>0</b>	<b>0</b>	<b>0</b>	<b>0</b>	<b>0</b>	<b>0</b>	<b>0</b>	<b>2</b>
REGIONS BANK	0	4	0	0	0	0	0	0	0	0	4
SIMS MORTGAGE FUNDING	0	0	0	0	0	0	0	0	0	0	0
STIFEL BANK AND TRUST	0	0	0	0	0	0	0	0	0	0	0
TAVERNIER CAPITAL FUNDING	0	0	0	0	0	0	0	0	0	0	0
WALKER AND DUNLOP LLC (CW CAPITAL)	0	4	0	0	0	0	0	0	0	0	4
WELLS FARGO BANK NA	0	0	0	0	0	0	0	0	0	0	0
ZIEGLER FINANCING CORP	1	0	0	0	0	0	0	0	0	0	1
<b>TOTAL</b>	<b>3</b>	<b>53</b>	<b>9</b>	<b>1</b>	<b>7</b>	<b>34</b>	<b>0</b>	<b>4</b>	<b>5</b>	<b>0</b>	<b>116</b>

LEAN LOANS (FIRM COMMITMENTS) BY LENDER & PROJECT LOCATION

REGION: CHIGAGO								
LENDER	Illinois	Indiana	Michigan	Minnesota	Ohio	Wisconsin		Total
AMERISPHERE MTG FINANCE LLC	0	0	0	0	0	0		0
ARBOR COMMERCIAL MTGE	0	0	1	0	0	0		1
BEDFORD LENDING CORP	0	0	0	0	0	0		0
BERKADIA COMMERCIAL MTG	0	0	1	0	0	1		2
BERKELEY POINT CAPITAL LLC	0	0	0	0	0	0		0
CAIN BROTHERS FUNDING LLC	0	0	0	0	0	0		0
CAMBRIDGE REALTY CAPITAL	3	0	1	0	0	0		4
CAPITAL FUNDING LLC	11	1	1	0	0	1		14
CAPITAL ONE MF FINANCE LLC	9	0	3	1	0	0		13
CBRE HMF INC	0	0	0	0	0	0		0
CENTENNIAL MORTGAGE	0	0	0	0	0	0		0
CENTURY HEALTH CAPITAL	0	0	0	0	0	0		0
DOUGHERTY MORTGAGE LLC	0	0	0	0	0	0		0
ENTERPRISE COMMUNITY INVMT	0	0	0	0	0	0		0
FIRST AMERICAN CAPITAL GRP	0	0	0	0	0	0		0
GERSHMAN INVESTMENT	0	0	0	0	0	1		1
GRANDBRIDGE REAL ESTATE CAP	0	0	0	1	0	0		1
GREYSTONE FUNDING CORP (GREYSTONE SERVICING)	0	0	0	0	0	1		1
HFC FUNDING CORP	0	0	0	0	0	0		0
HOUSING & HEALTHCARE FINC	7	0	0	0	5	0		12
JOHNSON CAPITAL HUNTOON HASTINGS	0	0	1	1	0	0		2
KEYBANK NA (KEYCORP REAL ESTATE CAP MKT)	2	7	4	0	3	0		16
LANCASTER POLLARD MTGE CO	6	16	7	2	13	2		46
LINKS MORTGAGE CORP	0	0	0	0	2	0		2
LOVE FUNDING CORP	0	0	1	0	4	0		5
M & T REALTY CORP	0	0	0	0	0	0		0
OAK GROVE COMMERCIAL MTG	0	0	0	7	0	0		7
OPPENHEIMER MF HSG & HCARE	0	0	0	0	0	0		0
PARAGON MORTGAGE	0	0	0	0	0	0		0
PILLAR CAPITAL FINANCE LLC	1	0	0	0	0	0		1
PNC BANK NA	0	0	0	0	0	0		0
PRUDENTIAL HUNTOON PAIGE	0	0	0	0	0	0		0
<b>RED MORTGAGE CAPITAL</b>	<b>0</b>	<b>0</b>	<b>0</b>	<b>0</b>	<b>4</b>	<b>1</b>		<b>5</b>
REGIONS BANK	1	0	0	0	0	0		1
SIMS MORTGAGE FUNDING	0	0	0	0	0	0		0
STIFEL BANK AND TRUST	0	0	0	0	0	0		0
TAVERNIER CAPITAL FUNDING	0	0	0	0	1	0		1
WALKER AND DUNLOP LLC (CW CAPITAL)	0	0	0	0	0	1		1
WELLS FARGO BANK NA	1	0	0	1	0	0		2
ZIEGLER FINANCING CORP	0	0	0	0	0	0		0
<b>TOTAL</b>	<b>41</b>	<b>24</b>	<b>20</b>	<b>13</b>	<b>32</b>	<b>8</b>		<b>138</b>

LEAN LOANS (FIRM COMMITMENTS) BY LENDER & PROJECT LOCATION

REGION: FORT WORTH											Total
LENDER	Arkansas	Iowa	Kansas	Louisiana	Missouri	Nebraska	New Mexico	Oklahoma	Texas		
AMERISPHERE MTG FINANCE LLC	0	2	0	0	0	0	0	0	0	0	2
ARBOR COMMERCIAL MTGE	0	0	0	0	0	0	0	0	0	0	0
BEDFORD LENDING CORP	0	0	0	0	0	0	0	0	0	0	0
BERKADIA COMMERCIAL MTG	0	0	1	0	0	0	0	0	0	4	5
BERKELEY POINT CAPITAL LLC	0	0	0	0	0	0	0	0	0	0	0
CAIN BROTHERS FUNDING LLC	0	0	0	0	0	0	0	0	0	0	0
CAMBRIDGE REALTY CAPITAL	0	0	0	0	0	0	0	0	0	0	0
CAPITAL FUNDING LLC	0	1	0	0	1	5	0	0	0	7	14
CAPITAL ONE MF FINANCE LLC	2	0	0	0	0	0	0	0	0	0	2
CBRE HMF INC	0	0	0	0	0	0	0	0	0	0	0
CENTENNIAL MORTGAGE	0	0	0	0	0	0	0	0	0	0	0
CENTURY HEALTH CAPITAL	0	0	0	0	0	0	0	0	0	0	0
DOUGHERTY MORTGAGE LLC	0	0	0	0	0	0	0	0	0	1	1
ENTERPRISE COMMUNITY INVMT	0	0	0	0	0	0	0	0	0	0	0
FIRST AMERICAN CAPITAL GRP	0	0	0	0	0	0	0	0	0	0	0
GERSHMAN INVESTMENT	0	0	0	0	2	1	0	0	0	0	3
GRANDBRIDGE REAL ESTATE CAP	0	0	0	0	0	0	0	0	0	0	0
GREYSTONE FUNDING CORP (GREYSTONE SERVICING)	0	0	0	0	0	0	0	0	0	0	0
HFC FUNDING CORP	0	0	0	0	0	0	0	0	0	0	0
HOUSING & HEALTHCARE FINC	0	0	0	0	4	0	2	0	0	2	8
JOHNSON CAPITAL HUNTOON HASTINGS	0	0	0	0	0	0	0	0	0	0	0
KEYBANK NA (KEYCORP REAL ESTATE CAP MKT)	0	3	0	0	0	1	0	0	0	3	7
LANCASTER POLLARD MTGE CO	2	1	0	2	0	0	1	3	2	2	11
LINKS MORTGAGE CORP	0	0	0	0	0	0	0	0	0	0	0
LOVE FUNDING CORP	1	0	0	0	3	0	0	0	0	0	4
M & T REALTY CORP	0	0	0	0	0	0	0	0	0	0	0
OAK GROVE COMMERCIAL MTG	0	0	0	0	0	0	0	0	0	0	0
OPPENHEIMER MF HSG & HCARE	0	0	0	0	0	0	0	0	0	0	0
PARAGON MORTGAGE	0	0	0	0	0	0	0	0	0	0	0
PILLAR CAPITAL FINANCE LLC	0	0	0	0	0	0	0	0	0	0	0
PNC BANK NA	0	0	0	0	0	0	0	0	0	0	0
PRUDENTIAL HUNTOON PAIGE	0	0	0	0	0	0	0	0	0	0	0
<b>RED MORTGAGE CAPITAL</b>	<b>3</b>	<b>0</b>	<b>0</b>	<b>0</b>	<b>0</b>	<b>1</b>	<b>0</b>	<b>0</b>	<b>2</b>	<b>6</b>	<b>6</b>
REGIONS BANK	0	0	0	0	0	0	0	0	0	0	0
SIMS MORTGAGE FUNDING	0	0	0	0	0	0	0	0	0	0	0
STIFEL BANK AND TRUST	0	0	0	0	0	0	0	0	0	0	0
TAVERNIER CAPITAL FUNDING	0	0	0	0	0	0	0	0	0	0	0
WALKER AND DUNLOP LLC (CW CAPITAL)	0	0	0	5	0	0	0	0	0	0	5
WELLS FARGO BANK NA	0	0	0	0	0	0	0	0	0	0	0
ZIEGLER FINANCING CORP	0	0	0	0	0	0	0	0	0	0	0
<b>TOTAL</b>	<b>8</b>	<b>7</b>	<b>1</b>	<b>7</b>	<b>10</b>	<b>8</b>	<b>3</b>	<b>3</b>	<b>21</b>	<b>68</b>	<b>68</b>

LEAN LOANS (FIRM COMMITMENTS) BY LENDER & PROJECT LOCATION

REGION: SAN FRANCISCO														
LENDER	Alaska	Arizona	California	Colorado	Hawaii	Idaho	Montana	Nevada	North Dakota	Oregon	South Dakota	Utah	Washington	Wyoming
AMERISPHERE MTG FINANCE LLC	0	0	0	0	0	0	0	0	0	0	0	0	0	0
ARBOR COMMERCIAL MTGE	0	0	0	1	0	0	0	0	0	0	0	0	0	0
BEDFORD LENDING CORP	0	0	0	0	0	0	0	0	0	0	0	0	0	0
BERKADIA COMMERCIAL MTG	0	0	3	0	0	1	0	1	0	0	0	0	0	0
BERKELEY POINT CAPITAL LLC	0	0	0	0	0	0	0	0	0	0	0	0	0	0
CAIN BROTHERS FUNDING LLC	0	0	0	0	0	0	0	0	0	0	0	0	0	0
CAMBRIDGE REALTY CAPITAL	0	0	6	1	0	0	0	0	0	0	0	0	0	0
CAPITAL FUNDING LLC	0	0	4	2	0	0	2	0	0	0	0	0	0	0
CAPITAL ONE MF FINANCE LLC	0	0	0	0	0	0	0	0	0	1	0	0	0	0
CBRE HMF INC	0	0	0	0	0	0	0	0	0	0	0	0	0	0
CENTENNIAL MORTGAGE	0	0	0	1	0	0	0	0	0	0	0	1	0	0
CENTURY HEALTH CAPITAL	0	0	0	0	0	0	0	0	0	0	0	0	0	0
DOUGHERTY MORTGAGE LLC	0	0	0	0	0	0	0	0	0	0	0	0	0	0
ENTERPRISE COMMUNITY INVMT	0	0	0	0	0	0	0	0	0	0	0	0	0	0
FIRST AMERICAN CAPITAL GRP	0	0	0	0	0	0	0	0	0	0	0	0	0	0
GERSHMAN INVESTMENT	0	0	0	0	0	0	0	0	0	0	0	0	0	0
GRANDBRIDGE REAL ESTATE CAP	0	0	0	0	1	0	0	0	0	0	0	0	0	0
GREYSTONE FUNDING CORP (GREYSTONE SERVICING)	0	1	0	0	0	0	0	0	0	0	0	0	0	0
HFC FUNDING CORP	0	0	0	0	0	0	0	0	0	0	0	0	0	0
HOUSING & HEALTHCARE FINC	0	0	5	2	0	0	2	0	0	0	0	0	0	0
JOHNSON CAPITAL HUNTOON HASTINGS	0	0	1	0	0	0	0	0	0	1	0	0	0	0
KEYBANK NA (KEYCORP REAL ESTATE CAP MKT)	0	0	0	0	0	0	1	0	0	4	0	0	1	0
LANCASTER POLLARD MTGE CO	0	1	0	4	0	0	0	0	0	7	1	0	3	0
LINKS MORTGAGE CORP	0	0	0	0	0	0	0	0	0	0	0	0	0	0
LOVE FUNDING CORP	0	0	2	0	0	0	0	0	0	0	0	0	0	0
M & T REALTY CORP	0	0	0	0	0	0	0	0	0	0	0	0	0	0
OAK GROVE COMMERCIAL MTG	0	0	0	0	0	0	1	0	0	1	0	0	0	0
OPPENHEIMER MF HSG & HCARE	0	0	0	0	0	0	0	0	0	0	0	0	0	0
PARAGON MORTGAGE	0	1	0	0	0	0	0	0	0	0	0	0	0	0
PILLAR CAPITAL FINANCE LLC	0	0	0	0	0	0	0	0	0	0	0	0	0	0
PNC BANK NA	0	0	0	0	0	0	0	0	0	0	0	0	0	0
PRUDENTIAL HUNTOON PAIGE	0	0	0	1	0	0	0	0	0	2	0	0	0	0
<b>RED MORTGAGE CAPITAL</b>	<b>0</b>	<b>0</b>	<b>0</b>	<b>1</b>	<b>0</b>	<b>0</b>	<b>0</b>	<b>0</b>	<b>0</b>	<b>2</b>	<b>0</b>	<b>0</b>	<b>5</b>	<b>0</b>
REGIONS BANK	0	0	0	0	0	0	0	0	0	0	0	0	0	0
SIMS MORTGAGE FUNDING	0	0	0	0	0	0	0	0	0	0	0	0	0	0
STIFEL BANK AND TRUST	0	1	0	0	0	0	0	0	0	0	0	0	0	0
TAVERNIER CAPITAL FUNDING	0	0	0	0	0	0	0	0	0	0	0	0	0	0
WALKER AND DUNLOP LLC (CW CAPITAL)	0	0	3	0	0	0	0	0	0	0	0	0	2	0
WELLS FARGO BANK NA	0	0	0	0	0	0	0	0	0	0	0	0	1	0
ZIEGLER FINANCING CORP	0	0	0	0	0	0	0	0	0	1	0	0	0	0
<b>TOTAL</b>	<b>0</b>	<b>4</b>	<b>24</b>	<b>13</b>	<b>1</b>	<b>1</b>	<b>6</b>	<b>1</b>	<b>0</b>	<b>19</b>	<b>1</b>	<b>1</b>	<b>12</b>	<b>0</b>

SHARE OF LEAN LENDER'S LEAN BUSINESS BY STATE

REGION: NEW YORK CITY														
LENDER	Connecticut	Delaware	District Of Columbia	Maine	Maryland	Massachusetts	New Hampshire	New Jersey	New York	Pennsylvania	Rhode Island	Vermont	Virginia	West Virginia
AMERISPHERE MTG FINANCE LLC	0.0%	0.0%	0.0%	0.0%	0.0%	0.0%	0.0%	0.0%	0.0%	0.0%	0.0%	0.0%	0.0%	0.0%
ARBOR COMMERCIAL MTGE	0.0%	0.0%	0.0%	0.0%	0.0%	0.0%	0.0%	0.0%	0.0%	0.0%	0.0%	0.0%	0.0%	0.0%
BEDFORD LENDING CORP	0.0%	0.0%	0.0%	0.0%	0.0%	0.0%	100.0%	0.0%	0.0%	0.0%	0.0%	0.0%	0.0%	0.0%
BERKADIA COMMERCIAL MTG	0.0%	0.0%	0.0%	0.0%	0.0%	0.0%	0.0%	2.4%	4.9%	0.0%	0.0%	0.0%	0.0%	0.0%
BERKELEY POINT CAPITAL LLC	0.0%	0.0%	0.0%	0.0%	0.0%	0.0%	0.0%	0.0%	0.0%	0.0%	0.0%	0.0%	0.0%	0.0%
CAIN BROTHERS FUNDING LLC	0.0%	0.0%	0.0%	0.0%	0.0%	0.0%	0.0%	0.0%	100.0%	0.0%	0.0%	0.0%	0.0%	0.0%
CAMBRIDGE REALTY CAPITAL	0.0%	0.0%	0.0%	0.0%	0.0%	0.0%	0.0%	0.0%	0.0%	0.0%	0.0%	0.0%	0.0%	0.0%
CAPITAL FUNDING LLC	0.0%	0.0%	0.0%	0.0%	9.3%	0.0%	0.0%	0.0%	0.0%	0.0%	0.0%	0.0%	0.0%	3.7%
CAPITAL ONE MF FINANCE LLC	4.8%	0.0%	0.0%	0.0%	0.0%	0.0%	9.5%	0.0%	4.8%	0.0%	0.0%	0.0%	0.0%	0.0%
CBRE HMF INC	0.0%	0.0%	0.0%	0.0%	0.0%	0.0%	0.0%	0.0%	0.0%	100.0%	0.0%	0.0%	0.0%	0.0%
CENTENNIAL MORTGAGE	0.0%	0.0%	0.0%	0.0%	0.0%	0.0%	0.0%	0.0%	0.0%	0.0%	0.0%	0.0%	0.0%	0.0%
CENTURY HEALTH CAPITAL	0.0%	0.0%	0.0%	0.0%	0.0%	0.0%	0.0%	0.0%	100.0%	0.0%	0.0%	0.0%	0.0%	0.0%
DOUGHERTY MORTGAGE LLC	0.0%	0.0%	0.0%	0.0%	0.0%	0.0%	0.0%	0.0%	0.0%	0.0%	0.0%	0.0%	0.0%	0.0%
ENTERPRISE COMMUNITY INVMT	0.0%	0.0%	0.0%	0.0%	0.0%	0.0%	0.0%	0.0%	0.0%	0.0%	0.0%	0.0%	0.0%	0.0%
FIRST AMERICAN CAPITAL GRP	0.0%	0.0%	0.0%	0.0%	0.0%	0.0%	0.0%	100.0%	0.0%	0.0%	0.0%	0.0%	0.0%	0.0%
GERSHMAN INVESTMENT	0.0%	0.0%	0.0%	0.0%	0.0%	0.0%	0.0%	0.0%	0.0%	0.0%	0.0%	0.0%	0.0%	0.0%
GRANDBRIDGE REAL ESTATE CAP	0.0%	0.0%	0.0%	0.0%	0.0%	0.0%	0.0%	0.0%	0.0%	0.0%	0.0%	0.0%	0.0%	0.0%
GREYSTONE FUNDING CORP (GREYSTONE SERVICING)	0.0%	0.0%	0.0%	0.0%	0.0%	0.0%	16.7%	0.0%	50.0%	0.0%	0.0%	0.0%	0.0%	0.0%
HFC FUNDING CORP	0.0%	0.0%	0.0%	0.0%	0.0%	0.0%	0.0%	0.0%	0.0%	0.0%	0.0%	0.0%	0.0%	0.0%
HOUSING & HEALTHCARE FINC	0.0%	1.3%	0.0%	0.0%	1.3%	0.0%	2.5%	8.9%	3.8%	6.3%	0.0%	0.0%	0.0%	0.0%
JOHNSON CAPITAL HUNTOON HASTINGS	0.0%	0.0%	0.0%	0.0%	0.0%	0.0%	0.0%	0.0%	0.0%	0.0%	0.0%	0.0%	33.3%	0.0%
KEYBANK NA (KEYCORP REAL ESTATE CAP MKT)	0.0%	0.0%	0.0%	0.0%	0.0%	0.0%	0.0%	0.0%	5.3%	0.0%	0.0%	0.0%	0.0%	0.0%
LANCASTER POLLARD MTGE CO	0.0%	0.0%	0.0%	0.0%	1.7%	3.4%	0.9%	0.9%	4.3%	1.7%	0.0%	1.7%	10.3%	0.9%
LINKS MORTGAGE CORP	0.0%	0.0%	0.0%	0.0%	0.0%	0.0%	0.0%	0.0%	0.0%	0.0%	0.0%	0.0%	0.0%	0.0%
LOVE FUNDING CORP	6.3%	0.0%	0.0%	6.3%	12.5%	0.0%	0.0%	0.0%	0.0%	0.0%	0.0%	0.0%	0.0%	0.0%
M & T REALTY CORP	0.0%	0.0%	0.0%	0.0%	0.0%	25.0%	0.0%	25.0%	50.0%	0.0%	0.0%	0.0%	0.0%	0.0%
OAK GROVE COMMERCIAL MTG	0.0%	0.0%	0.0%	0.0%	0.0%	0.0%	0.0%	0.0%	0.0%	0.0%	0.0%	0.0%	0.0%	0.0%
OPPENHEIMER MF HSG & HCARE	0.0%	0.0%	0.0%	0.0%	0.0%	57.1%	0.0%	0.0%	14.3%	0.0%	0.0%	14.3%	0.0%	0.0%
PARAGON MORTGAGE	0.0%	0.0%	0.0%	0.0%	0.0%	0.0%	0.0%	0.0%	0.0%	0.0%	0.0%	0.0%	0.0%	0.0%
PILLAR CAPITAL FINANCE LLC	0.0%	0.0%	0.0%	0.0%	0.0%	0.0%	0.0%	0.0%	0.0%	0.0%	0.0%	0.0%	0.0%	0.0%
PNC BANK NA	0.0%	0.0%	0.0%	0.0%	100.0%	0.0%	0.0%	0.0%	0.0%	0.0%	0.0%	0.0%	0.0%	0.0%
PRUDENTIAL HUNTOON PAIGE	0.0%	0.0%	0.0%	0.0%	0.0%	25.0%	0.0%	0.0%	8.3%	0.0%	0.0%	0.0%	0.0%	0.0%
<b>RED MORTGAGE CAPITAL</b>	<b>0.0%</b>	<b>0.0%</b>	<b>0.0%</b>	<b>0.0%</b>	<b>0.0%</b>	<b>0.0%</b>	<b>0.0%</b>	<b>0.0%</b>	<b>4.5%</b>	<b>0.0%</b>	<b>0.0%</b>	<b>0.0%</b>	<b>0.0%</b>	<b>0.0%</b>
REGIONS BANK	0.0%	0.0%	0.0%	0.0%	0.0%	0.0%	0.0%	0.0%	0.0%	37.5%	0.0%	0.0%	0.0%	0.0%
SIMS MORTGAGE FUNDING	0.0%	0.0%	0.0%	0.0%	0.0%	0.0%	0.0%	0.0%	0.0%	0.0%	100.0%	0.0%	0.0%	0.0%
STIFEL BANK AND TRUST	0.0%	0.0%	0.0%	0.0%	0.0%	0.0%	0.0%	0.0%	0.0%	0.0%	0.0%	0.0%	0.0%	0.0%
TAVERNIER CAPITAL FUNDING	0.0%	0.0%	0.0%	0.0%	0.0%	0.0%	0.0%	0.0%	0.0%	0.0%	0.0%	0.0%	0.0%	0.0%
WALKER AND DUNLOP LLC (CW CAPITAL)	0.0%	0.0%	0.0%	0.0%	0.0%	0.0%	0.0%	0.0%	0.0%	0.0%	0.0%	0.0%	0.0%	0.0%
WELLS FARGO BANK NA	0.0%	0.0%	0.0%	0.0%	0.0%	0.0%	0.0%	0.0%	0.0%	0.0%	0.0%	0.0%	0.0%	0.0%
ZIEGLER FINANCING CORP	0.0%	0.0%	0.0%	0.0%	0.0%	0.0%	0.0%	0.0%	0.0%	0.0%	0.0%	0.0%	0.0%	0.0%

SHARE OF LEAN LENDER'S BUSINESS BY STATE

REGION: ATLANTA										
LENDER	Alabama	Florida	Georgia	Kentucky	Mississippi	North Carolina	Puerto Rico	South Carolina	Tennessee	Virgin Islands
AMERISPHERE MTG FINANCE LLC	0.0%	0.0%	0.0%	0.0%	0.0%	0.0%	0.0%	0.0%	0.0%	0.0%
ARBOR COMMERCIAL MTGE	0.0%	0.0%	0.0%	0.0%	0.0%	0.0%	0.0%	0.0%	0.0%	0.0%
BEDFORD LENDING CORP	0.0%	0.0%	0.0%	0.0%	0.0%	0.0%	0.0%	0.0%	0.0%	0.0%
BERKADIA COMMERCIAL MTG	2.4%	9.8%	2.4%	0.0%	0.0%	48.8%	0.0%	0.0%	0.0%	0.0%
BERKELEY POINT CAPITAL LLC	0.0%	0.0%	0.0%	0.0%	0.0%	0.0%	0.0%	0.0%	100.0%	0.0%
CAIN BROTHERS FUNDING LLC	0.0%	0.0%	0.0%	0.0%	0.0%	0.0%	0.0%	0.0%	0.0%	0.0%
CAMBRIDGE REALTY CAPITAL	0.0%	15.4%	0.0%	0.0%	0.0%	0.0%	0.0%	0.0%	0.0%	0.0%
CAPITAL FUNDING LLC	0.0%	3.7%	3.7%	0.0%	0.0%	9.3%	0.0%	3.7%	0.0%	0.0%
CAPITAL ONE MF FINANCE LLC	0.0%	4.8%	0.0%	0.0%	0.0%	0.0%	0.0%	0.0%	0.0%	0.0%
CBRE HMF INC	0.0%	0.0%	0.0%	0.0%	0.0%	0.0%	0.0%	0.0%	0.0%	0.0%
CENTENNIAL MORTGAGE	0.0%	0.0%	0.0%	0.0%	0.0%	0.0%	0.0%	0.0%	0.0%	0.0%
CENTURY HEALTH CAPITAL	0.0%	0.0%	0.0%	0.0%	0.0%	0.0%	0.0%	0.0%	0.0%	0.0%
DOUGHERTY MORTGAGE LLC	0.0%	0.0%	0.0%	0.0%	0.0%	0.0%	0.0%	0.0%	0.0%	0.0%
ENTERPRISE COMMUNITY INVMT	0.0%	0.0%	100.0%	0.0%	0.0%	0.0%	0.0%	0.0%	0.0%	0.0%
FIRST AMERICAN CAPITAL GRP	0.0%	0.0%	0.0%	0.0%	0.0%	0.0%	0.0%	0.0%	0.0%	0.0%
GERSHMAN INVESTMENT	0.0%	0.0%	0.0%	0.0%	0.0%	0.0%	0.0%	0.0%	0.0%	0.0%
GRANDBRIDGE REAL ESTATE CAP	0.0%	0.0%	25.0%	0.0%	0.0%	25.0%	0.0%	0.0%	0.0%	0.0%
GREYSTONE FUNDING CORP (GREYSTONE SERVICING)	0.0%	0.0%	0.0%	0.0%	0.0%	0.0%	0.0%	0.0%	0.0%	0.0%
HFC FUNDING CORP	0.0%	0.0%	0.0%	0.0%	100.0%	0.0%	0.0%	0.0%	0.0%	0.0%
HOUSING & HEALTHCARE FINC	1.3%	32.9%	1.3%	0.0%	3.8%	0.0%	0.0%	0.0%	0.0%	0.0%
JOHNSON CAPITAL HUNTOON HASTINGS	0.0%	0.0%	0.0%	0.0%	0.0%	0.0%	0.0%	0.0%	0.0%	0.0%
KEYBANK NA (KEYCORP REAL ESTATE CAP MKT)	0.0%	15.8%	2.6%	0.0%	0.0%	0.0%	0.0%	0.0%	0.0%	0.0%
LANCASTER POLLARD MTGE CO	0.0%	1.7%	1.7%	0.9%	2.6%	2.6%	0.0%	0.9%	0.9%	0.0%
LINKS MORTGAGE CORP	0.0%	0.0%	0.0%	0.0%	0.0%	0.0%	0.0%	0.0%	0.0%	0.0%
LOVE FUNDING CORP	0.0%	0.0%	0.0%	0.0%	0.0%	6.3%	0.0%	0.0%	0.0%	0.0%
M & T REALTY CORP	0.0%	0.0%	0.0%	0.0%	0.0%	0.0%	0.0%	0.0%	0.0%	0.0%
OAK GROVE COMMERCIAL MTG	0.0%	0.0%	0.0%	0.0%	0.0%	18.2%	0.0%	0.0%	0.0%	0.0%
OPPENHEIMER MF HSG & HCARE	0.0%	0.0%	0.0%	0.0%	0.0%	0.0%	0.0%	14.3%	0.0%	0.0%
PARAGON MORTGAGE	0.0%	0.0%	0.0%	0.0%	0.0%	0.0%	0.0%	0.0%	0.0%	0.0%
PILLAR CAPITAL FINANCE LLC	0.0%	0.0%	0.0%	0.0%	0.0%	0.0%	0.0%	0.0%	0.0%	0.0%
PNC BANK NA	0.0%	0.0%	0.0%	0.0%	0.0%	0.0%	0.0%	0.0%	0.0%	0.0%
PRUDENTIAL HUNTOON PAIGE	0.0%	0.0%	0.0%	0.0%	0.0%	16.7%	0.0%	0.0%	25.0%	0.0%
<b>RED MORTGAGE CAPITAL</b>	<b>0.0%</b>	<b>9.1%</b>	<b>0.0%</b>	<b>0.0%</b>	<b>0.0%</b>	<b>0.0%</b>	<b>0.0%</b>	<b>0.0%</b>	<b>0.0%</b>	<b>0.0%</b>
REGIONS BANK	0.0%	50.0%	0.0%	0.0%	0.0%	0.0%	0.0%	0.0%	0.0%	0.0%
SIMS MORTGAGE FUNDING	0.0%	0.0%	0.0%	0.0%	0.0%	0.0%	0.0%	0.0%	0.0%	0.0%
STIFEL BANK AND TRUST	0.0%	0.0%	0.0%	0.0%	0.0%	0.0%	0.0%	0.0%	0.0%	0.0%
TAVERNIER CAPITAL FUNDING	0.0%	0.0%	0.0%	0.0%	0.0%	0.0%	0.0%	0.0%	0.0%	0.0%
WALKER AND DUNLOP LLC (CW CAPITAL)	0.0%	26.7%	0.0%	0.0%	0.0%	0.0%	0.0%	0.0%	0.0%	0.0%
WELLS FARGO BANK NA	0.0%	0.0%	0.0%	0.0%	0.0%	0.0%	0.0%	0.0%	0.0%	0.0%
ZIEGLER FINANCING CORP	50.0%	0.0%	0.0%	0.0%	0.0%	0.0%	0.0%	0.0%	0.0%	0.0%



SHARE OF LEAN LENDER'S BUSINESS BY STATE

REGION: CHIGAGO							
LENDER	Illinois	Indiana	Michigan	Minnesota	Ohio	Wisconsin	
AMERISPHERE MTG FINANCE LLC	0.0%	0.0%	0.0%	0.0%	0.0%	0.0%	
ARBOR COMMERCIAL MTGE	0.0%	0.0%	50.0%	0.0%	0.0%	0.0%	
BEDFORD LENDING CORP	0.0%	0.0%	0.0%	0.0%	0.0%	0.0%	
BERKADIA COMMERCIAL MTG	0.0%	0.0%	2.4%	0.0%	0.0%	2.4%	
BERKELEY POINT CAPITAL LLC	0.0%	0.0%	0.0%	0.0%	0.0%	0.0%	
CAIN BROTHERS FUNDING LLC	0.0%	0.0%	0.0%	0.0%	0.0%	0.0%	
CAMBRIDGE REALTY CAPITAL	23.1%	0.0%	7.7%	0.0%	0.0%	0.0%	
CAPITAL FUNDING LLC	20.4%	1.9%	1.9%	0.0%	0.0%	1.9%	
CAPITAL ONE MF FINANCE LLC	42.9%	0.0%	14.3%	4.8%	0.0%	0.0%	
CBRE HMF INC	0.0%	0.0%	0.0%	0.0%	0.0%	0.0%	
CENTENNIAL MORTGAGE	0.0%	0.0%	0.0%	0.0%	0.0%	0.0%	
CENTURY HEALTH CAPITAL	0.0%	0.0%	0.0%	0.0%	0.0%	0.0%	
DOUGHERTY MORTGAGE LLC	0.0%	0.0%	0.0%	0.0%	0.0%	0.0%	
ENTERPRISE COMMUNITY INVMT	0.0%	0.0%	0.0%	0.0%	0.0%	0.0%	
FIRST AMERICAN CAPITAL GRP	0.0%	0.0%	0.0%	0.0%	0.0%	0.0%	
GERSHMAN INVESTMENT	0.0%	0.0%	0.0%	0.0%	0.0%	25.0%	
GRANDBRIDGE REAL ESTATE CAP	0.0%	0.0%	0.0%	25.0%	0.0%	0.0%	
GREYSTONE FUNDING CORP (GREYSTONE SERVICING)	0.0%	0.0%	0.0%	0.0%	0.0%	16.7%	
HFC FUNDING CORP	0.0%	0.0%	0.0%	0.0%	0.0%	0.0%	
HOUSING & HEALTHCARE FINC	8.9%	0.0%	0.0%	0.0%	6.3%	0.0%	
JOHNSON CAPITAL HUNTOON HASTINGS	0.0%	0.0%	16.7%	16.7%	0.0%	0.0%	
KEYBANK NA (KEYCORP REAL ESTATE CAP MKT)	5.3%	18.4%	10.5%	0.0%	7.9%	0.0%	
LANCASTER POLLARD MTGE CO	5.2%	13.8%	6.0%	1.7%	11.2%	1.7%	
LINKS MORTGAGE CORP	0.0%	0.0%	0.0%	0.0%	100.0%	0.0%	
LOVE FUNDING CORP	0.0%	0.0%	6.3%	0.0%	25.0%	0.0%	
M & T REALTY CORP	0.0%	0.0%	0.0%	0.0%	0.0%	0.0%	
OAK GROVE COMMERCIAL MTG	0.0%	0.0%	0.0%	63.6%	0.0%	0.0%	
OPPENHEIMER MF HSG & HCARE	0.0%	0.0%	0.0%	0.0%	0.0%	0.0%	
PARAGON MORTGAGE	0.0%	0.0%	0.0%	0.0%	0.0%	0.0%	
PILLAR CAPITAL FINANCE LLC	100.0%	0.0%	0.0%	0.0%	0.0%	0.0%	
PNC BANK NA	0.0%	0.0%	0.0%	0.0%	0.0%	0.0%	
PRUDENTIAL HUNTOON PAIGE	0.0%	0.0%	0.0%	0.0%	0.0%	0.0%	
<b>RED MORTGAGE CAPITAL</b>	<b>0.0%</b>	<b>0.0%</b>	<b>0.0%</b>	<b>0.0%</b>	<b>18.2%</b>	<b>4.5%</b>	
REGIONS BANK	12.5%	0.0%	0.0%	0.0%	0.0%	0.0%	
SIMS MORTGAGE FUNDING	0.0%	0.0%	0.0%	0.0%	0.0%	0.0%	
STIFEL BANK AND TRUST	0.0%	0.0%	0.0%	0.0%	0.0%	0.0%	
TAVERNIER CAPITAL FUNDING	0.0%	0.0%	0.0%	0.0%	100.0%	0.0%	
WALKER AND DUNLOP LLC (CW CAPITAL)	0.0%	0.0%	0.0%	0.0%	0.0%	6.7%	
WELLS FARGO BANK NA	33.3%	0.0%	0.0%	33.3%	0.0%	0.0%	
ZIEGLER FINANCING CORP	0.0%	0.0%	0.0%	0.0%	0.0%	0.0%	

SHARE OF LEAN LENDER'S BUSINESS BY STATE

REGION: FORT WORTH									
LENDER	Arkansas	Iowa	Kansas	Louisiana	Missouri	Nebraska	New Mexico	Oklahoma	Texas
AMERISPHERE MTG FINANCE LLC	0.0%	100.0%	0.0%	0.0%	0.0%	0.0%	0.0%	0.0%	0.0%
ARBOR COMMERCIAL MTGE	0.0%	0.0%	0.0%	0.0%	0.0%	0.0%	0.0%	0.0%	0.0%
BEDFORD LENDING CORP	0.0%	0.0%	0.0%	0.0%	0.0%	0.0%	0.0%	0.0%	0.0%
BERKADIA COMMERCIAL MTG	0.0%	0.0%	2.4%	0.0%	0.0%	0.0%	0.0%	0.0%	9.8%
BERKELEY POINT CAPITAL LLC	0.0%	0.0%	0.0%	0.0%	0.0%	0.0%	0.0%	0.0%	0.0%
CAIN BROTHERS FUNDING LLC	0.0%	0.0%	0.0%	0.0%	0.0%	0.0%	0.0%	0.0%	0.0%
CAMBRIDGE REALTY CAPITAL	0.0%	0.0%	0.0%	0.0%	0.0%	0.0%	0.0%	0.0%	0.0%
CAPITAL FUNDING LLC	0.0%	1.9%	0.0%	0.0%	1.9%	9.3%	0.0%	0.0%	13.0%
CAPITAL ONE MF FINANCE LLC	9.5%	0.0%	0.0%	0.0%	0.0%	0.0%	0.0%	0.0%	0.0%
CBRE HMF INC	0.0%	0.0%	0.0%	0.0%	0.0%	0.0%	0.0%	0.0%	0.0%
CENTENNIAL MORTGAGE	0.0%	0.0%	0.0%	0.0%	0.0%	0.0%	0.0%	0.0%	0.0%
CENTURY HEALTH CAPITAL	0.0%	0.0%	0.0%	0.0%	0.0%	0.0%	0.0%	0.0%	0.0%
DOUGHERTY MORTGAGE LLC	0.0%	0.0%	0.0%	0.0%	0.0%	0.0%	0.0%	0.0%	100.0%
ENTERPRISE COMMUNITY INVMT	0.0%	0.0%	0.0%	0.0%	0.0%	0.0%	0.0%	0.0%	0.0%
FIRST AMERICAN CAPITAL GRP	0.0%	0.0%	0.0%	0.0%	0.0%	0.0%	0.0%	0.0%	0.0%
GERSHMAN INVESTMENT	0.0%	0.0%	0.0%	0.0%	50.0%	25.0%	0.0%	0.0%	0.0%
GRANDBRIDGE REAL ESTATE CAP	0.0%	0.0%	0.0%	0.0%	0.0%	0.0%	0.0%	0.0%	0.0%
GREYSTONE FUNDING CORP (GREYSTONE SERVICING)	0.0%	0.0%	0.0%	0.0%	0.0%	0.0%	0.0%	0.0%	0.0%
HFC FUNDING CORP	0.0%	0.0%	0.0%	0.0%	0.0%	0.0%	0.0%	0.0%	0.0%
HOUSING & HEALTHCARE FINC	0.0%	0.0%	0.0%	0.0%	5.1%	0.0%	2.5%	0.0%	2.5%
JOHNSON CAPITAL HUNTOON HASTINGS	0.0%	0.0%	0.0%	0.0%	0.0%	0.0%	0.0%	0.0%	0.0%
KEYBANK NA (KEYCORP REAL ESTATE CAP MKT)	0.0%	7.9%	0.0%	0.0%	0.0%	0.0%	0.0%	0.0%	7.9%
LANCASTER POLLARD MTGE CO	1.7%	0.9%	0.0%	1.7%	0.0%	0.0%	0.9%	2.6%	1.7%
LINKS MORTGAGE CORP	0.0%	0.0%	0.0%	0.0%	0.0%	0.0%	0.0%	0.0%	0.0%
LOVE FUNDING CORP	6.3%	0.0%	0.0%	0.0%	18.8%	0.0%	0.0%	0.0%	0.0%
M & T REALTY CORP	0.0%	0.0%	0.0%	0.0%	0.0%	0.0%	0.0%	0.0%	0.0%
OAK GROVE COMMERCIAL MTG	0.0%	0.0%	0.0%	0.0%	0.0%	0.0%	0.0%	0.0%	0.0%
OPPENHEIMER MF HSG & HCARE	0.0%	0.0%	0.0%	0.0%	0.0%	0.0%	0.0%	0.0%	0.0%
PARAGON MORTGAGE	0.0%	0.0%	0.0%	0.0%	0.0%	0.0%	0.0%	0.0%	0.0%
PILLAR CAPITAL FINANCE LLC	0.0%	0.0%	0.0%	0.0%	0.0%	0.0%	0.0%	0.0%	0.0%
PNC BANK NA	0.0%	0.0%	0.0%	0.0%	0.0%	0.0%	0.0%	0.0%	0.0%
PRUDENTIAL HUNTOON PAIGE	0.0%	0.0%	0.0%	0.0%	0.0%	0.0%	0.0%	0.0%	0.0%
<b>RED MORTGAGE CAPITAL</b>	<b>13.6%</b>	<b>0.0%</b>	<b>0.0%</b>	<b>0.0%</b>	<b>0.0%</b>	<b>4.5%</b>	<b>0.0%</b>	<b>0.0%</b>	<b>9.1%</b>
REGIONS BANK	0.0%	0.0%	0.0%	0.0%	0.0%	0.0%	0.0%	0.0%	0.0%
SIMS MORTGAGE FUNDING	0.0%	0.0%	0.0%	0.0%	0.0%	0.0%	0.0%	0.0%	0.0%
STIFEL BANK AND TRUST	0.0%	0.0%	0.0%	0.0%	0.0%	0.0%	0.0%	0.0%	0.0%
TAVERNIER CAPITAL FUNDING	0.0%	0.0%	0.0%	0.0%	0.0%	0.0%	0.0%	0.0%	0.0%
WALKER AND DUNLOP LLC (CW CAPITAL)	0.0%	0.0%	0.0%	33.3%	0.0%	0.0%	0.0%	0.0%	0.0%
WELLS FARGO BANK NA	0.0%	0.0%	0.0%	0.0%	0.0%	0.0%	0.0%	0.0%	0.0%
ZIEGLER FINANCING CORP	0.0%	0.0%	0.0%	0.0%	0.0%	0.0%	0.0%	0.0%	0.0%

SHARE OF LEAN LENDER'S BUSINESS BY STATE

REGION: SAN FRANCISCO														
LENDER	Alaska	Arizona	California	Colorado	Hawaii	Idaho	Montana	Nevada	North Dakota	Oregon	South Dakota	Utah	Washington	Wyoming
AMERISPHERE MTG FINANCE LLC	0.0%	0.0%	0.0%	0.0%	0.0%	0.0%	0.0%	0.0%	0.0%	0.0%	0.0%	0.0%	0.0%	0.0%
ARBOR COMMERCIAL MTGE	0.0%	0.0%	0.0%	50.0%	0.0%	0.0%	0.0%	0.0%	0.0%	0.0%	0.0%	0.0%	0.0%	0.0%
BEDFORD LENDING CORP	0.0%	0.0%	0.0%	0.0%	0.0%	0.0%	0.0%	0.0%	0.0%	0.0%	0.0%	0.0%	0.0%	0.0%
BERKADIA COMMERCIAL MTG	0.0%	0.0%	7.3%	0.0%	0.0%	2.4%	0.0%	2.4%	0.0%	0.0%	0.0%	0.0%	0.0%	0.0%
BERKELEY POINT CAPITAL LLC	0.0%	0.0%	0.0%	0.0%	0.0%	0.0%	0.0%	0.0%	0.0%	0.0%	0.0%	0.0%	0.0%	0.0%
CAIN BROTHERS FUNDING LLC	0.0%	0.0%	0.0%	0.0%	0.0%	0.0%	0.0%	0.0%	0.0%	0.0%	0.0%	0.0%	0.0%	0.0%
CAMBRIDGE REALTY CAPITAL	0.0%	0.0%	46.2%	7.7%	0.0%	0.0%	0.0%	0.0%	0.0%	0.0%	0.0%	0.0%	0.0%	0.0%
CAPITAL FUNDING LLC	0.0%	0.0%	7.4%	3.7%	0.0%	0.0%	3.7%	0.0%	0.0%	0.0%	0.0%	0.0%	0.0%	0.0%
CAPITAL ONE MF FINANCE LLC	0.0%	0.0%	0.0%	0.0%	0.0%	0.0%	0.0%	0.0%	0.0%	4.8%	0.0%	0.0%	0.0%	0.0%
CBRE HMF INC	0.0%	0.0%	0.0%	0.0%	0.0%	0.0%	0.0%	0.0%	0.0%	0.0%	0.0%	0.0%	0.0%	0.0%
CENTENNIAL MORTGAGE	0.0%	0.0%	0.0%	50.0%	0.0%	0.0%	0.0%	0.0%	0.0%	0.0%	0.0%	50.0%	0.0%	0.0%
CENTURY HEALTH CAPITAL	0.0%	0.0%	0.0%	0.0%	0.0%	0.0%	0.0%	0.0%	0.0%	0.0%	0.0%	0.0%	0.0%	0.0%
DOUGHERTY MORTGAGE LLC	0.0%	0.0%	0.0%	0.0%	0.0%	0.0%	0.0%	0.0%	0.0%	0.0%	0.0%	0.0%	0.0%	0.0%
ENTERPRISE COMMUNITY INVMT	0.0%	0.0%	0.0%	0.0%	0.0%	0.0%	0.0%	0.0%	0.0%	0.0%	0.0%	0.0%	0.0%	0.0%
FIRST AMERICAN CAPITAL GRP	0.0%	0.0%	0.0%	0.0%	0.0%	0.0%	0.0%	0.0%	0.0%	0.0%	0.0%	0.0%	0.0%	0.0%
GERSHMAN INVESTMENT	0.0%	0.0%	0.0%	0.0%	0.0%	0.0%	0.0%	0.0%	0.0%	0.0%	0.0%	0.0%	0.0%	0.0%
GRANDBRIDGE REAL ESTATE CAP	0.0%	0.0%	0.0%	0.0%	25.0%	0.0%	0.0%	0.0%	0.0%	0.0%	0.0%	0.0%	0.0%	0.0%
GREYSTONE FUNDING CORP (GREYSTONE SERVICING)	0.0%	16.7%	0.0%	0.0%	0.0%	0.0%	0.0%	0.0%	0.0%	0.0%	0.0%	0.0%	0.0%	0.0%
HFC FUNDING CORP	0.0%	0.0%	0.0%	0.0%	0.0%	0.0%	0.0%	0.0%	0.0%	0.0%	0.0%	0.0%	0.0%	0.0%
HOUSING & HEALTHCARE FINC	0.0%	0.0%	6.3%	2.5%	0.0%	0.0%	2.5%	0.0%	0.0%	0.0%	0.0%	0.0%	0.0%	0.0%
JOHNSON CAPITAL HUNTOON HASTINGS	0.0%	0.0%	16.7%	0.0%	0.0%	0.0%	0.0%	0.0%	0.0%	16.7%	0.0%	0.0%	0.0%	0.0%
KEYBANK NA (KEYCORP REAL ESTATE CAP MKT)	0.0%	0.0%	0.0%	0.0%	0.0%	0.0%	2.6%	0.0%	0.0%	10.5%	0.0%	0.0%	2.6%	0.0%
LANCASTER POLLARD MTGE CO	0.0%	0.9%	0.0%	3.4%	0.0%	0.0%	0.0%	0.0%	0.0%	6.0%	0.9%	0.0%	2.6%	0.0%
LINKS MORTGAGE CORP	0.0%	0.0%	0.0%	0.0%	0.0%	0.0%	0.0%	0.0%	0.0%	0.0%	0.0%	0.0%	0.0%	0.0%
LOVE FUNDING CORP	0.0%	0.0%	12.5%	0.0%	0.0%	0.0%	0.0%	0.0%	0.0%	0.0%	0.0%	0.0%	0.0%	0.0%
M & T REALTY CORP	0.0%	0.0%	0.0%	0.0%	0.0%	0.0%	0.0%	0.0%	0.0%	0.0%	0.0%	0.0%	0.0%	0.0%
OAK GROVE COMMERCIAL MTG	0.0%	0.0%	0.0%	0.0%	0.0%	0.0%	9.1%	0.0%	0.0%	9.1%	0.0%	0.0%	0.0%	0.0%
OPPENHEIMER MF HSG & HCARE	0.0%	0.0%	0.0%	0.0%	0.0%	0.0%	0.0%	0.0%	0.0%	0.0%	0.0%	0.0%	0.0%	0.0%
PARAGON MORTGAGE	0.0%	100.0%	0.0%	0.0%	0.0%	0.0%	0.0%	0.0%	0.0%	0.0%	0.0%	0.0%	0.0%	0.0%
PILLAR CAPITAL FINANCE LLC	0.0%	0.0%	0.0%	0.0%	0.0%	0.0%	0.0%	0.0%	0.0%	0.0%	0.0%	0.0%	0.0%	0.0%
PNC BANK NA	0.0%	0.0%	0.0%	0.0%	0.0%	0.0%	0.0%	0.0%	0.0%	0.0%	0.0%	0.0%	0.0%	0.0%
PRUDENTIAL HUNTOON PAIGE	0.0%	0.0%	0.0%	8.3%	0.0%	0.0%	0.0%	0.0%	0.0%	16.7%	0.0%	0.0%	0.0%	0.0%
<b>RED MORTGAGE CAPITAL</b>	<b>0.0%</b>	<b>0.0%</b>	<b>0.0%</b>	<b>4.5%</b>	<b>0.0%</b>	<b>0.0%</b>	<b>0.0%</b>	<b>0.0%</b>	<b>0.0%</b>	<b>9.1%</b>	<b>0.0%</b>	<b>0.0%</b>	<b>22.7%</b>	<b>0.0%</b>
REGIONS BANK	0.0%	0.0%	0.0%	0.0%	0.0%	0.0%	0.0%	0.0%	0.0%	0.0%	0.0%	0.0%	0.0%	0.0%
SIMS MORTGAGE FUNDING	0.0%	0.0%	0.0%	0.0%	0.0%	0.0%	0.0%	0.0%	0.0%	0.0%	0.0%	0.0%	0.0%	0.0%
STIFEL BANK AND TRUST	0.0%	100.0%	0.0%	0.0%	0.0%	0.0%	0.0%	0.0%	0.0%	0.0%	0.0%	0.0%	0.0%	0.0%
TAVERNIER CAPITAL FUNDING	0.0%	0.0%	0.0%	0.0%	0.0%	0.0%	0.0%	0.0%	0.0%	0.0%	0.0%	0.0%	0.0%	0.0%
WALKER AND DUNLOP LLC (CW CAPITAL)	0.0%	0.0%	20.0%	0.0%	0.0%	0.0%	0.0%	0.0%	0.0%	0.0%	0.0%	0.0%	13.3%	0.0%
WELLS FARGO BANK NA	0.0%	0.0%	0.0%	0.0%	0.0%	0.0%	0.0%	0.0%	0.0%	0.0%	0.0%	0.0%	33.3%	0.0%
ZIEGLER FINANCING CORP	0.0%	0.0%	0.0%	0.0%	0.0%	0.0%	0.0%	0.0%	0.0%	50.0%	0.0%	0.0%	0.0%	0.0%

SHARE OF STATE'S LEAN BUSINESS BY LENDER

REGION: NEW YORK CITY														
LENDER	Connecticut	Delaware	District Of Columbia	Maine	Maryland	Massachusetts	New Hampshire	New Jersey	New York	Pennsylvania	Rhode Island	Vermont	Virginia	West Virginia
AMERISPHERE MTG FINANCE LLC	0.0%	0.0%	0.0%	0.0%	0.0%	0.0%	0.0%	0.0%	0.0%	0.0%	0.0%	0.0%	0.0%	0.0%
ARBOR COMMERCIAL MTGE	0.0%	0.0%	0.0%	0.0%	0.0%	0.0%	0.0%	0.0%	0.0%	0.0%	0.0%	0.0%	0.0%	0.0%
BEDFORD LENDING CORP	0.0%	0.0%	0.0%	0.0%	0.0%	0.0%	14.3%	0.0%	0.0%	0.0%	0.0%	0.0%	0.0%	0.0%
BERKADIA COMMERCIAL MTG	0.0%	0.0%	0.0%	0.0%	0.0%	0.0%	0.0%	7.7%	0.0%	0.0%	0.0%	0.0%	0.0%	0.0%
BERKELEY POINT CAPITAL LLC	0.0%	0.0%	0.0%	0.0%	0.0%	0.0%	0.0%	0.0%	0.0%	0.0%	0.0%	0.0%	0.0%	0.0%
CAIN BROTHERS FUNDING LLC	0.0%	0.0%	0.0%	0.0%	0.0%	0.0%	0.0%	0.0%	3.8%	0.0%	0.0%	0.0%	0.0%	0.0%
CAMBRIDGE REALTY CAPITAL	0.0%	0.0%	0.0%	0.0%	0.0%	0.0%	0.0%	0.0%	0.0%	0.0%	0.0%	0.0%	0.0%	0.0%
CAPITAL FUNDING LLC	0.0%	0.0%	0.0%	0.0%	45.5%	0.0%	0.0%	0.0%	0.0%	0.0%	0.0%	0.0%	0.0%	66.7%
CAPITAL ONE MF FINANCE LLC	50.0%	0.0%	0.0%	0.0%	0.0%	0.0%	28.6%	0.0%	3.8%	0.0%	0.0%	0.0%	0.0%	0.0%
CBRE HMF INC	0.0%	0.0%	0.0%	0.0%	0.0%	0.0%	0.0%	0.0%	0.0%	16.7%	0.0%	0.0%	0.0%	0.0%
CENTENNIAL MORTGAGE	0.0%	0.0%	0.0%	0.0%	0.0%	0.0%	0.0%	0.0%	0.0%	0.0%	0.0%	0.0%	0.0%	0.0%
CENTURY HEALTH CAPITAL	0.0%	0.0%	0.0%	0.0%	0.0%	0.0%	0.0%	0.0%	15.4%	0.0%	0.0%	0.0%	0.0%	0.0%
DOUGHERTY MORTGAGE LLC	0.0%	0.0%	0.0%	0.0%	0.0%	0.0%	0.0%	0.0%	0.0%	0.0%	0.0%	0.0%	0.0%	0.0%
ENTERPRISE COMMUNITY INVMT	0.0%	0.0%	0.0%	0.0%	0.0%	0.0%	0.0%	0.0%	0.0%	0.0%	0.0%	0.0%	0.0%	0.0%
FIRST AMERICAN CAPITAL GRP	0.0%	0.0%	0.0%	0.0%	0.0%	0.0%	0.0%	23.1%	0.0%	0.0%	0.0%	0.0%	0.0%	0.0%
GERSHMAN INVESTMENT	0.0%	0.0%	0.0%	0.0%	0.0%	0.0%	0.0%	0.0%	0.0%	0.0%	0.0%	0.0%	0.0%	0.0%
GRANDBRIDGE REAL ESTATE CAP	0.0%	0.0%	0.0%	0.0%	0.0%	0.0%	0.0%	0.0%	0.0%	0.0%	0.0%	0.0%	0.0%	0.0%
GREYSTONE FUNDING CORP (GREYSTONE SERVICING)	0.0%	0.0%	0.0%	0.0%	0.0%	0.0%	14.3%	0.0%	11.5%	0.0%	0.0%	0.0%	0.0%	0.0%
HFC FUNDING CORP	0.0%	0.0%	0.0%	0.0%	0.0%	0.0%	0.0%	0.0%	0.0%	0.0%	0.0%	0.0%	0.0%	0.0%
HOUSING & HEALTHCARE FINC	0.0%	100.0%	0.0%	0.0%	9.1%	0.0%	28.6%	53.8%	11.5%	41.7%	0.0%	0.0%	0.0%	0.0%
JOHNSON CAPITAL HUNTOON HASTINGS	0.0%	0.0%	0.0%	0.0%	0.0%	0.0%	0.0%	0.0%	0.0%	0.0%	0.0%	0.0%	14.3%	0.0%
KEYBANK NA (KEYCORP REAL ESTATE CAP MKT)	0.0%	0.0%	0.0%	0.0%	0.0%	0.0%	0.0%	0.0%	7.7%	0.0%	0.0%	0.0%	0.0%	0.0%
LANCASTER POLLARD MTGE CO	0.0%	0.0%	0.0%	0.0%	18.2%	33.3%	14.3%	7.7%	19.2%	16.7%	0.0%	66.7%	85.7%	33.3%
LINKS MORTGAGE CORP	0.0%	0.0%	0.0%	0.0%	0.0%	0.0%	0.0%	0.0%	0.0%	0.0%	0.0%	0.0%	0.0%	0.0%
LOVE FUNDING CORP	50.0%	0.0%	0.0%	100.0%	18.2%	0.0%	0.0%	0.0%	0.0%	0.0%	0.0%	0.0%	0.0%	0.0%
M & T REALTY CORP	0.0%	0.0%	0.0%	0.0%	0.0%	8.3%	0.0%	7.7%	7.7%	0.0%	0.0%	0.0%	0.0%	0.0%
OAK GROVE COMMERCIAL MTG	0.0%	0.0%	0.0%	0.0%	0.0%	0.0%	0.0%	0.0%	0.0%	0.0%	0.0%	0.0%	0.0%	0.0%
OPPENHEIMER MF HSG & HCARE	0.0%	0.0%	0.0%	0.0%	0.0%	33.3%	0.0%	0.0%	3.8%	0.0%	0.0%	33.3%	0.0%	0.0%
PARAGON MORTGAGE	0.0%	0.0%	0.0%	0.0%	0.0%	0.0%	0.0%	0.0%	0.0%	0.0%	0.0%	0.0%	0.0%	0.0%
PILLAR CAPITAL FINANCE LLC	0.0%	0.0%	0.0%	0.0%	0.0%	0.0%	0.0%	0.0%	0.0%	0.0%	0.0%	0.0%	0.0%	0.0%
PNC BANK NA	0.0%	0.0%	0.0%	0.0%	9.1%	0.0%	0.0%	0.0%	0.0%	0.0%	0.0%	0.0%	0.0%	0.0%
PRUDENTIAL HUNTOON PAIGE	0.0%	0.0%	0.0%	0.0%	0.0%	25.0%	0.0%	0.0%	3.8%	0.0%	0.0%	0.0%	0.0%	0.0%
<b>RED MORTGAGE CAPITAL</b>	<b>0.0%</b>	<b>0.0%</b>	<b>0.0%</b>	<b>0.0%</b>	<b>0.0%</b>	<b>0.0%</b>	<b>0.0%</b>	<b>0.0%</b>	<b>3.8%</b>	<b>0.0%</b>	<b>0.0%</b>	<b>0.0%</b>	<b>0.0%</b>	<b>0.0%</b>
REGIONS BANK	0.0%	0.0%	0.0%	0.0%	0.0%	0.0%	0.0%	0.0%	0.0%	25.0%	0.0%	0.0%	0.0%	0.0%
SIMS MORTGAGE FUNDING	0.0%	0.0%	0.0%	0.0%	0.0%	0.0%	0.0%	0.0%	0.0%	0.0%	100.0%	0.0%	0.0%	0.0%
STIFEL BANK AND TRUST	0.0%	0.0%	0.0%	0.0%	0.0%	0.0%	0.0%	0.0%	0.0%	0.0%	0.0%	0.0%	0.0%	0.0%
TAVERNIER CAPITAL FUNDING	0.0%	0.0%	0.0%	0.0%	0.0%	0.0%	0.0%	0.0%	0.0%	0.0%	0.0%	0.0%	0.0%	0.0%
WALKER AND DUNLOP LLC (CW CAPITAL)	0.0%	0.0%	0.0%	0.0%	0.0%	0.0%	0.0%	0.0%	0.0%	0.0%	0.0%	0.0%	0.0%	0.0%
WELLS FARGO BANK NA	0.0%	0.0%	0.0%	0.0%	0.0%	0.0%	0.0%	0.0%	0.0%	0.0%	0.0%	0.0%	0.0%	0.0%
ZIEGLER FINANCING CORP	0.0%	0.0%	0.0%	0.0%	0.0%	0.0%	0.0%	0.0%	0.0%	0.0%	0.0%	0.0%	0.0%	0.0%

SHARE OF STATE'S LEAN BUSINESS BY LENDER

REGION: ATLANTA										
LENDER	Alabama	Florida	Georgia	Kentucky	Mississippi	North Carolina	Puerto Rico	South Carolina	Tennessee	Virgin Islands
AMERISPHERE MTG FINANCE LLC	0.0%	0.0%	0.0%	0.0%	0.0%	0.0%	0.0%	0.0%	0.0%	0.0%
ARBOR COMMERCIAL MTGE	0.0%	0.0%	0.0%	0.0%	0.0%	0.0%	0.0%	0.0%	0.0%	0.0%
BEDFORD LENDING CORP	0.0%	0.0%	0.0%	0.0%	0.0%	0.0%	0.0%	0.0%	0.0%	0.0%
BERKADIA COMMERCIAL MTG	33.3%	7.5%	11.1%	0.0%	0.0%	58.8%	0.0%	0.0%	0.0%	0.0%
BERKELEY POINT CAPITAL LLC	0.0%	0.0%	0.0%	0.0%	0.0%	0.0%	0.0%	0.0%	20.0%	0.0%
CAIN BROTHERS FUNDING LLC	0.0%	0.0%	0.0%	0.0%	0.0%	0.0%	0.0%	0.0%	0.0%	0.0%
CAMBRIDGE REALTY CAPITAL	0.0%	3.8%	0.0%	0.0%	0.0%	0.0%	0.0%	0.0%	0.0%	0.0%
CAPITAL FUNDING LLC	0.0%	3.8%	22.2%	0.0%	0.0%	14.7%	0.0%	50.0%	0.0%	0.0%
CAPITAL ONE MF FINANCE LLC	0.0%	1.9%	0.0%	0.0%	0.0%	0.0%	0.0%	0.0%	0.0%	0.0%
CBRE HMF INC	0.0%	0.0%	0.0%	0.0%	0.0%	0.0%	0.0%	0.0%	0.0%	0.0%
CENTENNIAL MORTGAGE	0.0%	0.0%	0.0%	0.0%	0.0%	0.0%	0.0%	0.0%	0.0%	0.0%
CENTURY HEALTH CAPITAL	0.0%	0.0%	0.0%	0.0%	0.0%	0.0%	0.0%	0.0%	0.0%	0.0%
DOUGHERTY MORTGAGE LLC	0.0%	0.0%	0.0%	0.0%	0.0%	0.0%	0.0%	0.0%	0.0%	0.0%
ENTERPRISE COMMUNITY INVMT	0.0%	0.0%	11.1%	0.0%	0.0%	0.0%	0.0%	0.0%	0.0%	0.0%
FIRST AMERICAN CAPITAL GRP	0.0%	0.0%	0.0%	0.0%	0.0%	0.0%	0.0%	0.0%	0.0%	0.0%
GERSHMAN INVESTMENT	0.0%	0.0%	0.0%	0.0%	0.0%	0.0%	0.0%	0.0%	0.0%	0.0%
GRANDBRIDGE REAL ESTATE CAP	0.0%	0.0%	11.1%	0.0%	0.0%	2.9%	0.0%	0.0%	0.0%	0.0%
GREYSTONE FUNDING CORP (GREYSTONE SERVICING)	0.0%	0.0%	0.0%	0.0%	0.0%	0.0%	0.0%	0.0%	0.0%	0.0%
HFC FUNDING CORP	0.0%	0.0%	0.0%	0.0%	14.3%	0.0%	0.0%	0.0%	0.0%	0.0%
HOUSING & HEALTHCARE FINC	33.3%	49.1%	11.1%	0.0%	42.9%	0.0%	0.0%	0.0%	0.0%	0.0%
JOHNSON CAPITAL HUNTOON HASTINGS	0.0%	0.0%	0.0%	0.0%	0.0%	0.0%	0.0%	0.0%	0.0%	0.0%
KEYBANK NA (KEYCORP REAL ESTATE CAP MKT)	0.0%	11.3%	11.1%	0.0%	0.0%	0.0%	0.0%	0.0%	0.0%	0.0%
LANCASTER POLLARD MTGE CO	0.0%	3.8%	22.2%	100.0%	42.9%	8.8%	0.0%	25.0%	20.0%	0.0%
LINKS MORTGAGE CORP	0.0%	0.0%	0.0%	0.0%	0.0%	0.0%	0.0%	0.0%	0.0%	0.0%
LOVE FUNDING CORP	0.0%	0.0%	0.0%	0.0%	0.0%	2.9%	0.0%	0.0%	0.0%	0.0%
M & T REALTY CORP	0.0%	0.0%	0.0%	0.0%	0.0%	0.0%	0.0%	0.0%	0.0%	0.0%
OAK GROVE COMMERCIAL MTG	0.0%	0.0%	0.0%	0.0%	0.0%	5.9%	0.0%	0.0%	0.0%	0.0%
OPPENHEIMER MF HSG & HCARE	0.0%	0.0%	0.0%	0.0%	0.0%	0.0%	0.0%	25.0%	0.0%	0.0%
PARAGON MORTGAGE	0.0%	0.0%	0.0%	0.0%	0.0%	0.0%	0.0%	0.0%	0.0%	0.0%
PILLAR CAPITAL FINANCE LLC	0.0%	0.0%	0.0%	0.0%	0.0%	0.0%	0.0%	0.0%	0.0%	0.0%
PNC BANK NA	0.0%	0.0%	0.0%	0.0%	0.0%	0.0%	0.0%	0.0%	0.0%	0.0%
PRUDENTIAL HUNTOON PAIGE	0.0%	0.0%	0.0%	0.0%	0.0%	5.9%	0.0%	0.0%	60.0%	0.0%
<b>RED MORTGAGE CAPITAL</b>	<b>0.0%</b>	<b>3.8%</b>	<b>0.0%</b>	<b>0.0%</b>	<b>0.0%</b>	<b>0.0%</b>	<b>0.0%</b>	<b>0.0%</b>	<b>0.0%</b>	<b>0.0%</b>
REGIONS BANK	0.0%	7.5%	0.0%	0.0%	0.0%	0.0%	0.0%	0.0%	0.0%	0.0%
SIMS MORTGAGE FUNDING	0.0%	0.0%	0.0%	0.0%	0.0%	0.0%	0.0%	0.0%	0.0%	0.0%
STIFEL BANK AND TRUST	0.0%	0.0%	0.0%	0.0%	0.0%	0.0%	0.0%	0.0%	0.0%	0.0%
TAVERNIER CAPITAL FUNDING	0.0%	0.0%	0.0%	0.0%	0.0%	0.0%	0.0%	0.0%	0.0%	0.0%
WALKER AND DUNLOP LLC (CW CAPITAL)	0.0%	7.5%	0.0%	0.0%	0.0%	0.0%	0.0%	0.0%	0.0%	0.0%
WELLS FARGO BANK NA	0.0%	0.0%	0.0%	0.0%	0.0%	0.0%	0.0%	0.0%	0.0%	0.0%
ZIEGLER FINANCING CORP	33.3%	0.0%	0.0%	0.0%	0.0%	0.0%	0.0%	0.0%	0.0%	0.0%

SHARE OF STATE'S LEAN BUSINESS BY LENDER

REGION: CHIGAGO							
LENDER	Illinois	Indiana	Michigan	Minnesota	Ohio	Wisconsin	
AMERISPHERE MTG FINANCE LLC	0.0%	0.0%	0.0%	0.0%	0.0%	0.0%	
ARBOR COMMERCIAL MTGE	0.0%	0.0%	5.0%	0.0%	0.0%	0.0%	
BEDFORD LENDING CORP	0.0%	0.0%	0.0%	0.0%	0.0%	0.0%	
BERKADIA COMMERCIAL MTG	0.0%	0.0%	5.0%	0.0%	0.0%	12.5%	
BERKELEY POINT CAPITAL LLC	0.0%	0.0%	0.0%	0.0%	0.0%	0.0%	
CAIN BROTHERS FUNDING LLC	0.0%	0.0%	0.0%	0.0%	0.0%	0.0%	
CAMBRIDGE REALTY CAPITAL	7.3%	0.0%	5.0%	0.0%	0.0%	0.0%	
CAPITAL FUNDING LLC	26.8%	4.2%	5.0%	0.0%	0.0%	12.5%	
CAPITAL ONE MF FINANCE LLC	22.0%	0.0%	15.0%	7.7%	0.0%	0.0%	
CBRE HMF INC	0.0%	0.0%	0.0%	0.0%	0.0%	0.0%	
CENTENNIAL MORTGAGE	0.0%	0.0%	0.0%	0.0%	0.0%	0.0%	
CENTURY HEALTH CAPITAL	0.0%	0.0%	0.0%	0.0%	0.0%	0.0%	
DOUGHERTY MORTGAGE LLC	0.0%	0.0%	0.0%	0.0%	0.0%	0.0%	
ENTERPRISE COMMUNITY INVMT	0.0%	0.0%	0.0%	0.0%	0.0%	0.0%	
FIRST AMERICAN CAPITAL GRP	0.0%	0.0%	0.0%	0.0%	0.0%	0.0%	
GERSHMAN INVESTMENT	0.0%	0.0%	0.0%	0.0%	0.0%	12.5%	
GRANDBRIDGE REAL ESTATE CAP	0.0%	0.0%	0.0%	7.7%	0.0%	0.0%	
GREYSTONE FUNDING CORP (GREYSTONE SERVICING)	0.0%	0.0%	0.0%	0.0%	0.0%	12.5%	
HFC FUNDING CORP	0.0%	0.0%	0.0%	0.0%	0.0%	0.0%	
HOUSING & HEALTHCARE FINC	17.1%	0.0%	0.0%	0.0%	15.6%	0.0%	
JOHNSON CAPITAL HUNTOON HASTINGS	0.0%	0.0%	5.0%	7.7%	0.0%	0.0%	
KEYBANK NA (KEYCORP REAL ESTATE CAP MKT)	4.9%	29.2%	20.0%	0.0%	9.4%	0.0%	
LANCASTER POLLARD MTGE CO	14.6%	66.7%	35.0%	15.4%	40.6%	25.0%	
LINKS MORTGAGE CORP	0.0%	0.0%	0.0%	0.0%	6.3%	0.0%	
LOVE FUNDING CORP	0.0%	0.0%	5.0%	0.0%	12.5%	0.0%	
M & T REALTY CORP	0.0%	0.0%	0.0%	0.0%	0.0%	0.0%	
OAK GROVE COMMERCIAL MTG	0.0%	0.0%	0.0%	53.8%	0.0%	0.0%	
OPPENHEIMER MF HSG & HCARE	0.0%	0.0%	0.0%	0.0%	0.0%	0.0%	
PARAGON MORTGAGE	0.0%	0.0%	0.0%	0.0%	0.0%	0.0%	
PILLAR CAPITAL FINANCE LLC	2.4%	0.0%	0.0%	0.0%	0.0%	0.0%	
PNC BANK NA	0.0%	0.0%	0.0%	0.0%	0.0%	0.0%	
PRUDENTIAL HUNTOON PAIGE	0.0%	0.0%	0.0%	0.0%	0.0%	0.0%	
<b>RED MORTGAGE CAPITAL</b>	<b>0.0%</b>	<b>0.0%</b>	<b>0.0%</b>	<b>0.0%</b>	<b>12.5%</b>	<b>12.5%</b>	
REGIONS BANK	2.4%	0.0%	0.0%	0.0%	0.0%	0.0%	
SIMS MORTGAGE FUNDING	0.0%	0.0%	0.0%	0.0%	0.0%	0.0%	
STIFEL BANK AND TRUST	0.0%	0.0%	0.0%	0.0%	0.0%	0.0%	
TAVERNIER CAPITAL FUNDING	0.0%	0.0%	0.0%	0.0%	3.1%	0.0%	
WALKER AND DUNLOP LLC (CW CAPITAL)	0.0%	0.0%	0.0%	0.0%	0.0%	12.5%	
WELLS FARGO BANK NA	2.4%	0.0%	0.0%	7.7%	0.0%	0.0%	
ZIEGLER FINANCING CORP	0.0%	0.0%	0.0%	0.0%	0.0%	0.0%	

SHARE OF STATE'S LEAN BUSINESS BY LENDER

REGION: FORT WORTH									
LENDER	Arkansas	Iowa	Kansas	Louisiana	Missouri	Nebraska	New Mexico	Oklahoma	Texas
AMERISPHERE MTG FINANCE LLC	0.0%	28.6%	0.0%	0.0%	0.0%	0.0%	0.0%	0.0%	0.0%
ARBOR COMMERCIAL MTGE	0.0%	0.0%	0.0%	0.0%	0.0%	0.0%	0.0%	0.0%	0.0%
BEDFORD LENDING CORP	0.0%	0.0%	0.0%	0.0%	0.0%	0.0%	0.0%	0.0%	0.0%
BERKADIA COMMERCIAL MTG	0.0%	0.0%	100.0%	0.0%	0.0%	0.0%	0.0%	0.0%	19.0%
BERKELEY POINT CAPITAL LLC	0.0%	0.0%	0.0%	0.0%	0.0%	0.0%	0.0%	0.0%	0.0%
CAIN BROTHERS FUNDING LLC	0.0%	0.0%	0.0%	0.0%	0.0%	0.0%	0.0%	0.0%	0.0%
CAMBRIDGE REALTY CAPITAL	0.0%	0.0%	0.0%	0.0%	0.0%	0.0%	0.0%	0.0%	0.0%
CAPITAL FUNDING LLC	0.0%	14.3%	0.0%	0.0%	10.0%	62.5%	0.0%	0.0%	33.3%
CAPITAL ONE MF FINANCE LLC	25.0%	0.0%	0.0%	0.0%	0.0%	0.0%	0.0%	0.0%	0.0%
CBRE HMF INC	0.0%	0.0%	0.0%	0.0%	0.0%	0.0%	0.0%	0.0%	0.0%
CENTENNIAL MORTGAGE	0.0%	0.0%	0.0%	0.0%	0.0%	0.0%	0.0%	0.0%	0.0%
CENTURY HEALTH CAPITAL	0.0%	0.0%	0.0%	0.0%	0.0%	0.0%	0.0%	0.0%	0.0%
DOUGHERTY MORTGAGE LLC	0.0%	0.0%	0.0%	0.0%	0.0%	0.0%	0.0%	0.0%	4.8%
ENTERPRISE COMMUNITY INVMT	0.0%	0.0%	0.0%	0.0%	0.0%	0.0%	0.0%	0.0%	0.0%
FIRST AMERICAN CAPITAL GRP	0.0%	0.0%	0.0%	0.0%	0.0%	0.0%	0.0%	0.0%	0.0%
GERSHMAN INVESTMENT	0.0%	0.0%	0.0%	0.0%	20.0%	12.5%	0.0%	0.0%	0.0%
GRANDBRIDGE REAL ESTATE CAP	0.0%	0.0%	0.0%	0.0%	0.0%	0.0%	0.0%	0.0%	0.0%
GREYSTONE FUNDING CORP (GREYSTONE SERVICING)	0.0%	0.0%	0.0%	0.0%	0.0%	0.0%	0.0%	0.0%	0.0%
HFC FUNDING CORP	0.0%	0.0%	0.0%	0.0%	0.0%	0.0%	0.0%	0.0%	0.0%
HOUSING & HEALTHCARE FINC	0.0%	0.0%	0.0%	0.0%	40.0%	0.0%	66.7%	0.0%	9.5%
JOHNSON CAPITAL HUNTOON HASTINGS	0.0%	0.0%	0.0%	0.0%	0.0%	0.0%	0.0%	0.0%	0.0%
KEYBANK NA (KEYCORP REAL ESTATE CAP MKT)	0.0%	42.9%	0.0%	0.0%	0.0%	12.5%	0.0%	0.0%	14.3%
LANCASTER POLLARD MTGE CO	25.0%	14.3%	0.0%	28.6%	0.0%	0.0%	33.3%	100.0%	9.5%
LINKS MORTGAGE CORP	0.0%	0.0%	0.0%	0.0%	0.0%	0.0%	0.0%	0.0%	0.0%
LOVE FUNDING CORP	12.5%	0.0%	0.0%	0.0%	30.0%	0.0%	0.0%	0.0%	0.0%
M & T REALTY CORP	0.0%	0.0%	0.0%	0.0%	0.0%	0.0%	0.0%	0.0%	0.0%
OAK GROVE COMMERCIAL MTG	0.0%	0.0%	0.0%	0.0%	0.0%	0.0%	0.0%	0.0%	0.0%
OPPENHEIMER MF HSG & HCARE	0.0%	0.0%	0.0%	0.0%	0.0%	0.0%	0.0%	0.0%	0.0%
PARAGON MORTGAGE	0.0%	0.0%	0.0%	0.0%	0.0%	0.0%	0.0%	0.0%	0.0%
PILLAR CAPITAL FINANCE LLC	0.0%	0.0%	0.0%	0.0%	0.0%	0.0%	0.0%	0.0%	0.0%
PNC BANK NA	0.0%	0.0%	0.0%	0.0%	0.0%	0.0%	0.0%	0.0%	0.0%
PRUDENTIAL HUNTOON PAIGE	0.0%	0.0%	0.0%	0.0%	0.0%	0.0%	0.0%	0.0%	0.0%
<b>RED MORTGAGE CAPITAL</b>	<b>37.5%</b>	<b>0.0%</b>	<b>0.0%</b>	<b>0.0%</b>	<b>0.0%</b>	<b>12.5%</b>	<b>0.0%</b>	<b>0.0%</b>	<b>9.5%</b>
REGIONS BANK	0.0%	0.0%	0.0%	0.0%	0.0%	0.0%	0.0%	0.0%	0.0%
SIMS MORTGAGE FUNDING	0.0%	0.0%	0.0%	0.0%	0.0%	0.0%	0.0%	0.0%	0.0%
STIFEL BANK AND TRUST	0.0%	0.0%	0.0%	0.0%	0.0%	0.0%	0.0%	0.0%	0.0%
TAVERNIER CAPITAL FUNDING	0.0%	0.0%	0.0%	0.0%	0.0%	0.0%	0.0%	0.0%	0.0%
WALKER AND DUNLOP LLC (CW CAPITAL)	0.0%	0.0%	0.0%	71.4%	0.0%	0.0%	0.0%	0.0%	0.0%
WELLS FARGO BANK NA	0.0%	0.0%	0.0%	0.0%	0.0%	0.0%	0.0%	0.0%	0.0%
ZIEGLER FINANCING CORP	0.0%	0.0%	0.0%	0.0%	0.0%	0.0%	0.0%	0.0%	0.0%

SHARE OF STATE'S LEAN BUSINESS BY LENDER

REGION: SAN FRANCISCO														
LENDER	Alaska	Arizona	California	Colorado	Hawaii	Idaho	Montana	Nevada	North Dakota	Oregon	South Dakota	Utah	Washington	Wyoming
AMERISPHERE MTG FINANCE LLC	0.0%	0.0%	0.0%	0.0%	0.0%	0.0%	0.0%	0.0%	0.0%	0.0%	0.0%	0.0%	0.0%	0.0%
ARBOR COMMERCIAL MTGE	0.0%	0.0%	0.0%	7.7%	0.0%	0.0%	0.0%	0.0%	0.0%	0.0%	0.0%	0.0%	0.0%	0.0%
BEDFORD LENDING CORP	0.0%	0.0%	0.0%	0.0%	0.0%	0.0%	0.0%	0.0%	0.0%	0.0%	0.0%	0.0%	0.0%	0.0%
BERKADIA COMMERCIAL MTG	0.0%	0.0%	12.5%	0.0%	0.0%	100.0%	0.0%	100.0%	0.0%	0.0%	0.0%	0.0%	0.0%	0.0%
BERKELEY POINT CAPITAL LLC	0.0%	0.0%	0.0%	0.0%	0.0%	0.0%	0.0%	0.0%	0.0%	0.0%	0.0%	0.0%	0.0%	0.0%
CAIN BROTHERS FUNDING LLC	0.0%	0.0%	0.0%	0.0%	0.0%	0.0%	0.0%	0.0%	0.0%	0.0%	0.0%	0.0%	0.0%	0.0%
CAMBRIDGE REALTY CAPITAL	0.0%	0.0%	25.0%	7.7%	0.0%	0.0%	0.0%	0.0%	0.0%	0.0%	0.0%	0.0%	0.0%	0.0%
CAPITAL FUNDING LLC	0.0%	0.0%	16.7%	15.4%	0.0%	0.0%	33.3%	0.0%	0.0%	0.0%	0.0%	0.0%	0.0%	0.0%
CAPITAL ONE MF FINANCE LLC	0.0%	0.0%	0.0%	0.0%	0.0%	0.0%	0.0%	0.0%	0.0%	5.3%	0.0%	0.0%	0.0%	0.0%
CBRE HMF INC	0.0%	0.0%	0.0%	0.0%	0.0%	0.0%	0.0%	0.0%	0.0%	0.0%	0.0%	0.0%	0.0%	0.0%
CENTENNIAL MORTGAGE	0.0%	0.0%	0.0%	7.7%	0.0%	0.0%	0.0%	0.0%	0.0%	0.0%	0.0%	100.0%	0.0%	0.0%
CENTURY HEALTH CAPITAL	0.0%	0.0%	0.0%	0.0%	0.0%	0.0%	0.0%	0.0%	0.0%	0.0%	0.0%	0.0%	0.0%	0.0%
DOUGHERTY MORTGAGE LLC	0.0%	0.0%	0.0%	0.0%	0.0%	0.0%	0.0%	0.0%	0.0%	0.0%	0.0%	0.0%	0.0%	0.0%
ENTERPRISE COMMUNITY INVMT	0.0%	0.0%	0.0%	0.0%	0.0%	0.0%	0.0%	0.0%	0.0%	0.0%	0.0%	0.0%	0.0%	0.0%
FIRST AMERICAN CAPITAL GRP	0.0%	0.0%	0.0%	0.0%	0.0%	0.0%	0.0%	0.0%	0.0%	0.0%	0.0%	0.0%	0.0%	0.0%
GERSHMAN INVESTMENT	0.0%	0.0%	0.0%	0.0%	0.0%	0.0%	0.0%	0.0%	0.0%	0.0%	0.0%	0.0%	0.0%	0.0%
GRANDBRIDGE REAL ESTATE CAP	0.0%	0.0%	0.0%	0.0%	100.0%	0.0%	0.0%	0.0%	0.0%	0.0%	0.0%	0.0%	0.0%	0.0%
GREYSTONE FUNDING CORP (GREYSTONE SERVICING)	0.0%	25.0%	0.0%	0.0%	0.0%	0.0%	0.0%	0.0%	0.0%	0.0%	0.0%	0.0%	0.0%	0.0%
HFC FUNDING CORP	0.0%	0.0%	0.0%	0.0%	0.0%	0.0%	0.0%	0.0%	0.0%	0.0%	0.0%	0.0%	0.0%	0.0%
HOUSING & HEALTHCARE FINC	0.0%	0.0%	20.8%	15.4%	0.0%	0.0%	33.3%	0.0%	0.0%	0.0%	0.0%	0.0%	0.0%	0.0%
JOHNSON CAPITAL HUNTOON HASTINGS	0.0%	0.0%	4.2%	0.0%	0.0%	0.0%	0.0%	0.0%	0.0%	5.3%	0.0%	0.0%	0.0%	0.0%
KEYBANK NA (KEYCORP REAL ESTATE CAP MKT)	0.0%	0.0%	0.0%	0.0%	0.0%	0.0%	16.7%	0.0%	0.0%	21.1%	0.0%	0.0%	8.3%	0.0%
LANCASTER POLLARD MTGE CO	0.0%	25.0%	0.0%	30.8%	0.0%	0.0%	0.0%	0.0%	0.0%	36.8%	100.0%	0.0%	25.0%	0.0%
LINKS MORTGAGE CORP	0.0%	0.0%	0.0%	0.0%	0.0%	0.0%	0.0%	0.0%	0.0%	0.0%	0.0%	0.0%	0.0%	0.0%
LOVE FUNDING CORP	0.0%	0.0%	8.3%	0.0%	0.0%	0.0%	0.0%	0.0%	0.0%	0.0%	0.0%	0.0%	0.0%	0.0%
M & T REALTY CORP	0.0%	0.0%	0.0%	0.0%	0.0%	0.0%	0.0%	0.0%	0.0%	0.0%	0.0%	0.0%	0.0%	0.0%
OAK GROVE COMMERCIAL MTG	0.0%	0.0%	0.0%	0.0%	0.0%	0.0%	16.7%	0.0%	0.0%	5.3%	0.0%	0.0%	0.0%	0.0%
OPPENHEIMER MF HSG & HCARE	0.0%	0.0%	0.0%	0.0%	0.0%	0.0%	0.0%	0.0%	0.0%	0.0%	0.0%	0.0%	0.0%	0.0%
PARAGON MORTGAGE	0.0%	25.0%	0.0%	0.0%	0.0%	0.0%	0.0%	0.0%	0.0%	0.0%	0.0%	0.0%	0.0%	0.0%
PILLAR CAPITAL FINANCE LLC	0.0%	0.0%	0.0%	0.0%	0.0%	0.0%	0.0%	0.0%	0.0%	0.0%	0.0%	0.0%	0.0%	0.0%
PNC BANK NA	0.0%	0.0%	0.0%	0.0%	0.0%	0.0%	0.0%	0.0%	0.0%	0.0%	0.0%	0.0%	0.0%	0.0%
PRUDENTIAL HUNTOON PAIGE	0.0%	0.0%	0.0%	7.7%	0.0%	0.0%	0.0%	0.0%	0.0%	10.5%	0.0%	0.0%	0.0%	0.0%
<b>RED MORTGAGE CAPITAL</b>	<b>0.0%</b>	<b>0.0%</b>	<b>0.0%</b>	<b>7.7%</b>	<b>0.0%</b>	<b>0.0%</b>	<b>0.0%</b>	<b>0.0%</b>	<b>0.0%</b>	<b>10.5%</b>	<b>0.0%</b>	<b>0.0%</b>	<b>41.7%</b>	<b>0.0%</b>
REGIONS BANK	0.0%	0.0%	0.0%	0.0%	0.0%	0.0%	0.0%	0.0%	0.0%	0.0%	0.0%	0.0%	0.0%	0.0%
SIMS MORTGAGE FUNDING	0.0%	0.0%	0.0%	0.0%	0.0%	0.0%	0.0%	0.0%	0.0%	0.0%	0.0%	0.0%	0.0%	0.0%
STIFEL BANK AND TRUST	0.0%	25.0%	0.0%	0.0%	0.0%	0.0%	0.0%	0.0%	0.0%	0.0%	0.0%	0.0%	0.0%	0.0%
TAVERNIER CAPITAL FUNDING	0.0%	0.0%	0.0%	0.0%	0.0%	0.0%	0.0%	0.0%	0.0%	0.0%	0.0%	0.0%	0.0%	0.0%
WALKER AND DUNLOP LLC (CW CAPITAL)	0.0%	0.0%	12.5%	0.0%	0.0%	0.0%	0.0%	0.0%	0.0%	0.0%	0.0%	0.0%	16.7%	0.0%
WELLS FARGO BANK NA	0.0%	0.0%	0.0%	0.0%	0.0%	0.0%	0.0%	0.0%	0.0%	0.0%	0.0%	0.0%	8.3%	0.0%
ZIEGLER FINANCING CORP	0.0%	0.0%	0.0%	0.0%	0.0%	0.0%	0.0%	0.0%	0.0%	5.3%	0.0%	0.0%	0.0%	0.0%

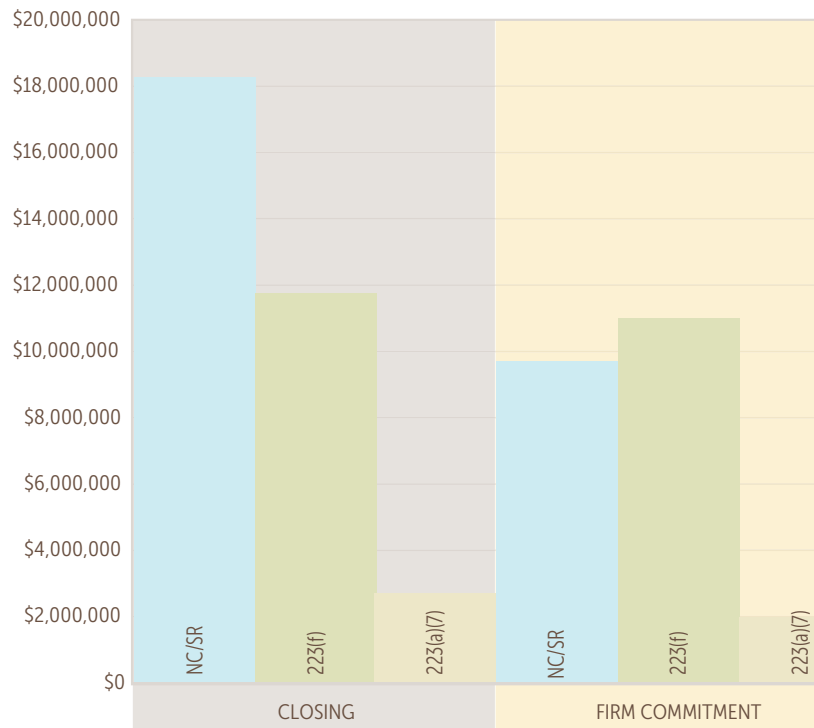


LEAN FIRM COMMITMENTS BY PROGRAM & STATE

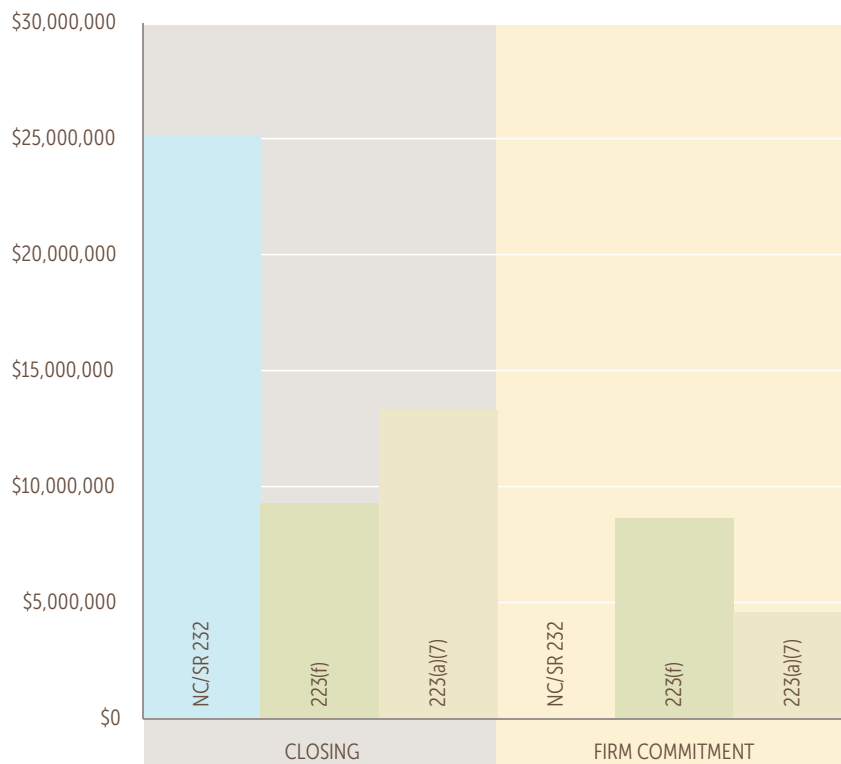
Region	State	a7	232/223f	NC/SR	241a	2yr optg loss ALF	TOTAL
NEW YORK CITY	Connecticut	1	1	0	0	0	2
	Delaware	0	1	0	0	0	1
	District Of Columbia	0	0	0	0	0	0
	Maine	1	0	0	0	0	1
	Maryland	4	5	1	1	0	11
	Massachusetts	4	6	2	0	0	12
	New Hampshire	4	3	0	0	0	7
	New Jersey	2	10	0	1	0	13
	New York	3	19	3	1	0	26
	Pennsylvania	0	12	0	0	0	12
	Rhode Island	0	1	0	0	0	1
	Vermont	1	1	0	1	0	3
	Virginia	1	9	4	0	0	14
West Virginia	0	3	0	0	0	3	
ATLANTA	Alabama	1	2	0	0	0	3
	Florida	3	50	0	0	0	53
	Georgia	2	6	1	0	0	9
	Kentucky	0	1	0	0	0	1
	Mississippi	0	7	0	0	0	7
	North Carolina	0	33	1	0	0	34
	Puerto Rico	0	0	0	0	0	0
	South Carolina	0	4	0	0	0	4
	Tennessee	0	4	0	0	1	5
	Virgin Islands	0	0	0	0	0	0
CHICAGO	Illinois	5	36	0	0	0	41
	Indiana	0	23	0	1	0	24
	Michigan	1	19	0	0	0	20
	Minnesota	5	8	0	0	0	13
	Ohio	3	22	1	6	0	32
	Wisconsin	0	7	0	1	0	8
FORT WORTH	Arkansas	0	8	0	0	0	8
	Iowa	0	7	0	0	0	7
	Kansas	1	0	0	0	0	1
	Louisiana	0	7	0	0	0	7
	Missouri	2	8	0	0	0	10
	Nebraska	0	7	1	0	0	8
	New Mexico	0	3	0	0	0	3
	Oklahoma	0	3	0	0	0	3
	Texas	2	19	0	0	0	21
SAN FRANCISCO	Alaska	0	0	0	0	0	0
	Arizona	2	2	0	0	0	4
	California	2	21	1	0	0	24
	Colorado	1	10	0	2	0	13
	Hawaii	0	0	1	0	0	1
	Idaho	0	1	0	0	0	1
	Montana	0	5	1	0	0	6
	Nevada	0	1	0	0	0	1
	North Dakota	0	0	0	0	0	0
	Oregon	1	17	1	0	0	19
	South Dakota	0	0	0	1	0	1
	Utah	0	0	1	0	0	1
	Washington	3	9	0	0	0	12
Wyoming	0	0	0	0	0	0	
TOTAL		55	421	19	15	1	511

FHA Lender Ranking Summary | FY 2014  
Chapter 6: **OTHER DATA**  
*OF INTEREST*

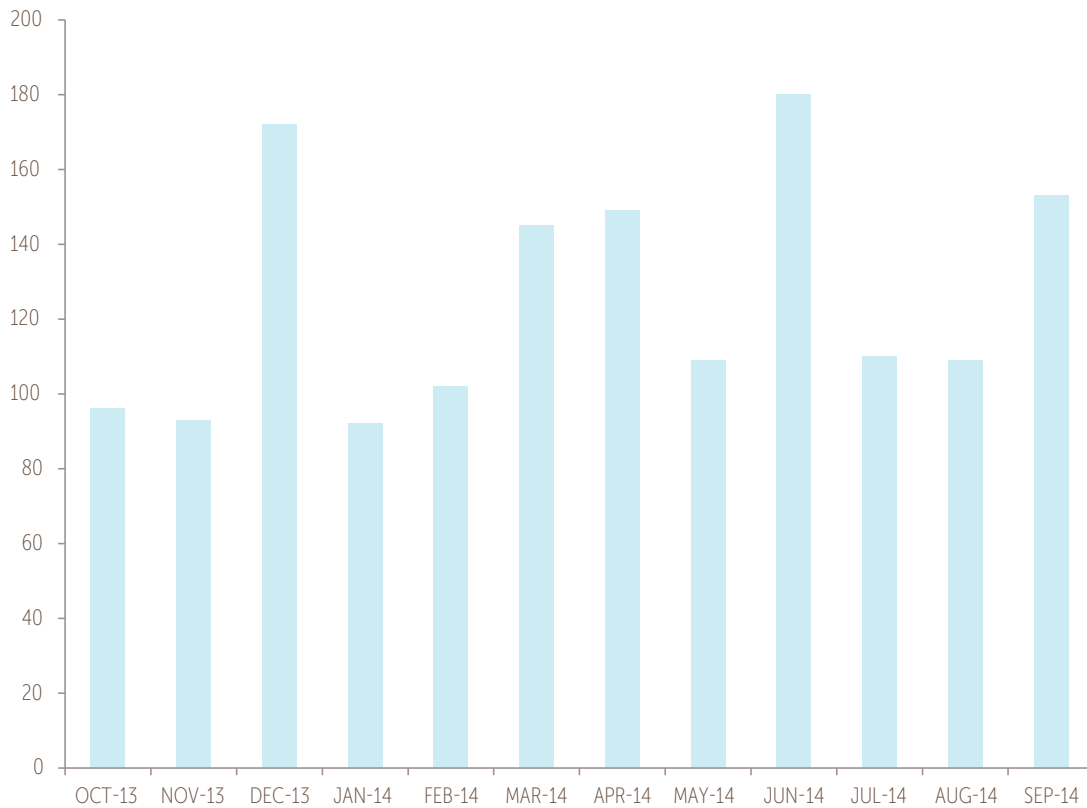
**RMC: MAP AVERAGE LOAN VOLUME BY PROGRAM**



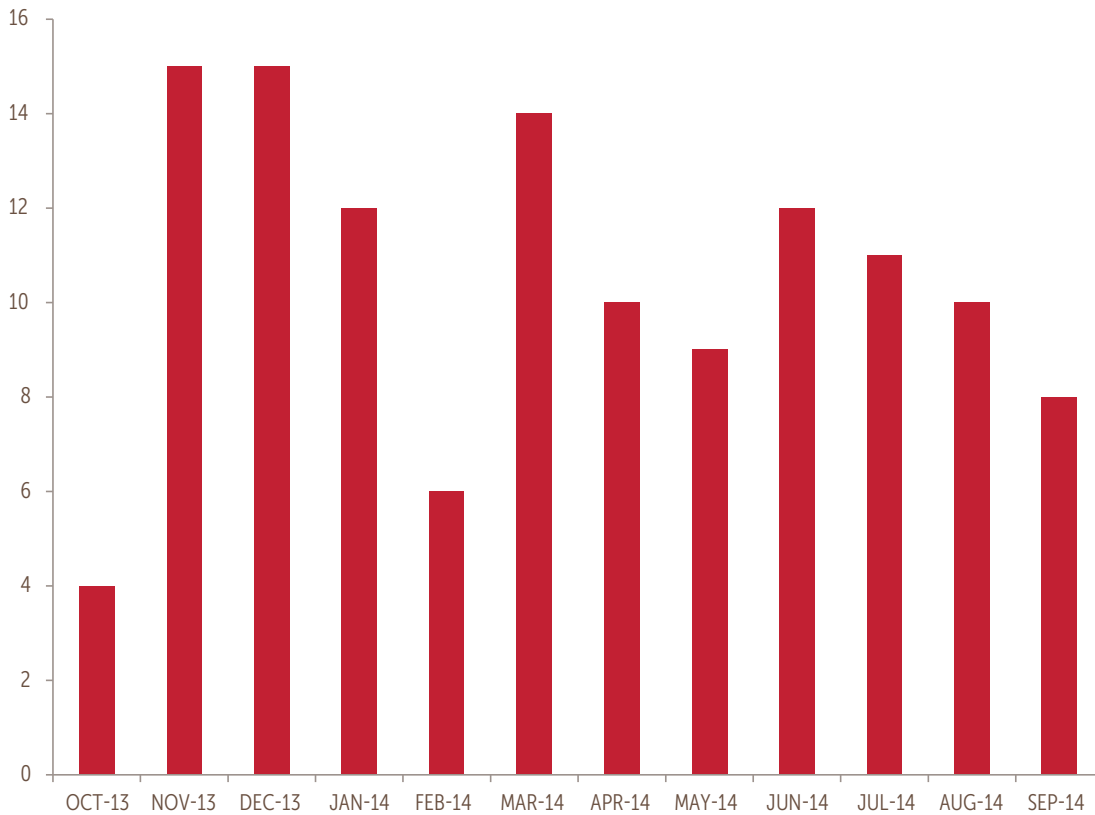
**RMC: LEAN AVERAGE LOAN VOLUME BY PROGRAM**



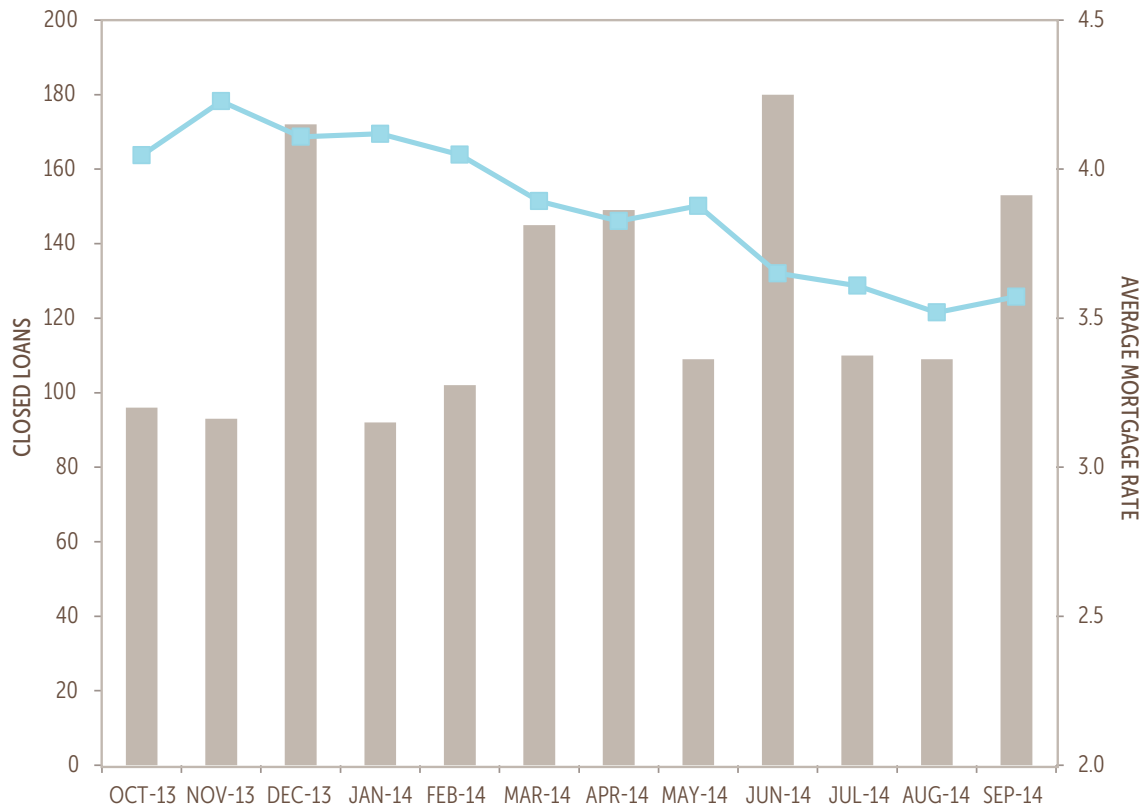
**TOTAL FHA CLOSINGS BY MONTH**



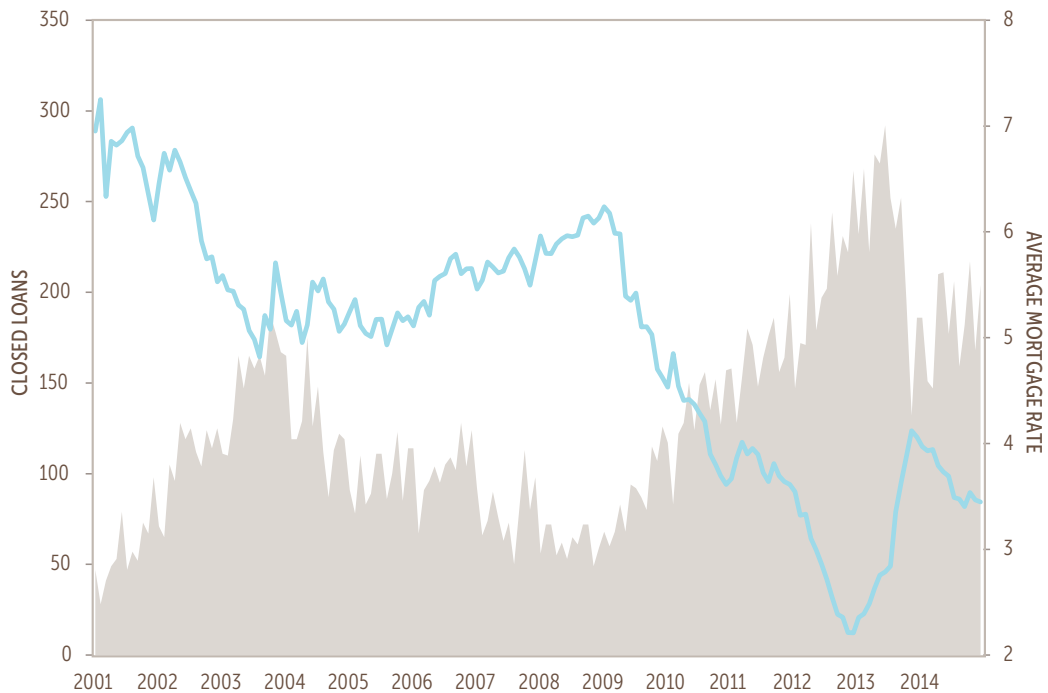
**RMC: FHA CLOSINGS BY MONTH**



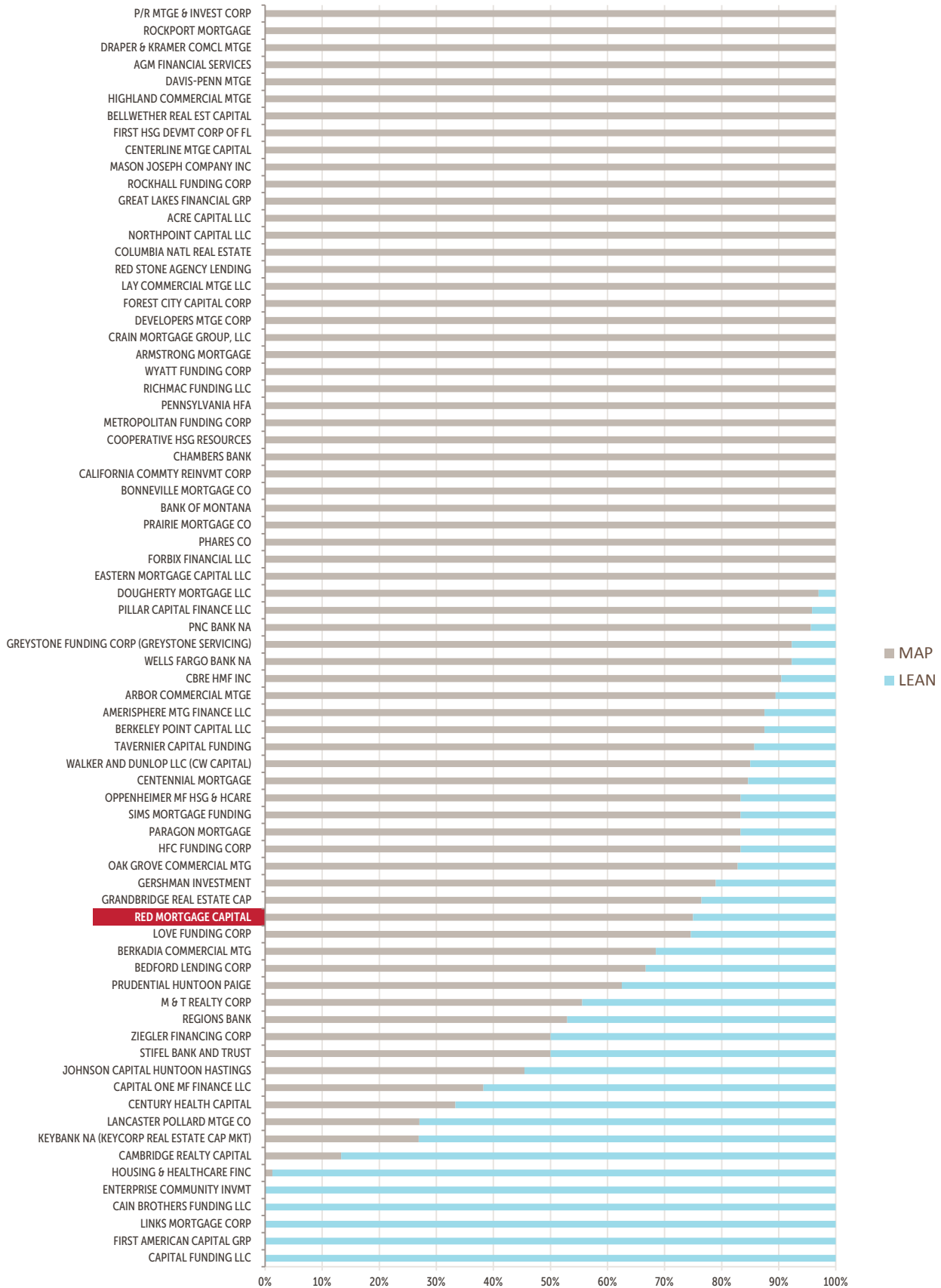
**TOTAL FHA CLOSINGS & AVERAGE MORTGAGE RATE BY MONTH**



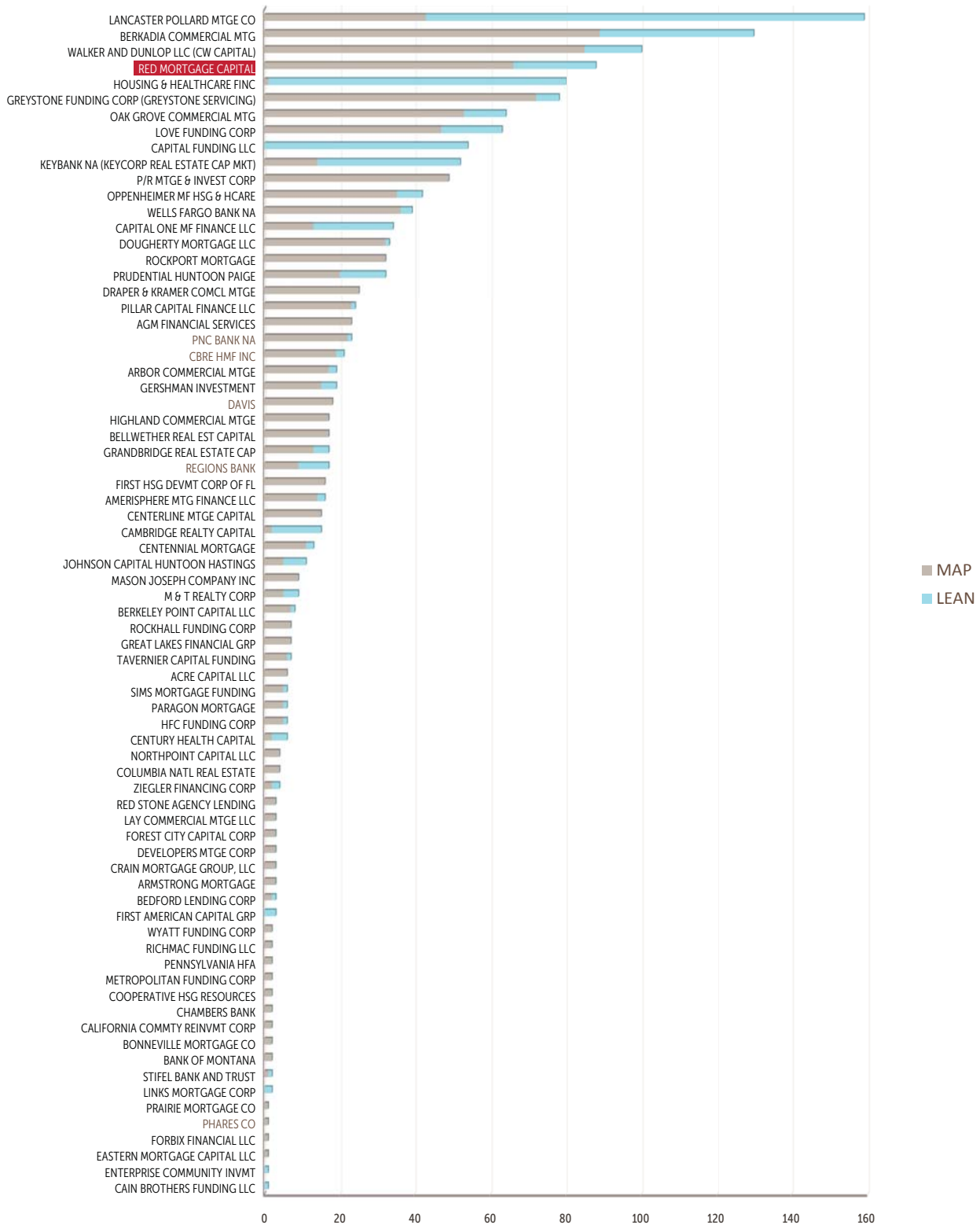
**GNMA POOL ISSUANCE AND MORTGAGE RATES  
(MORTGAGE RATE DATA FOR 223(f) LOANS WITH 35 YR TERM)**



SHARE OF LENDER FIRM COMMITMENTS BY MAP & LEAN



SHARE OF LENDER FIRM COMMITMENTS BY MAP & LEAN





Corporate Headquarters  
10 West Broad Street, 8th Floor  
Columbus, OH 43215

[www.redcapitalgroup.com](http://www.redcapitalgroup.com)\_800.837.5100